
Wilder

Product Specifications	782
Fabrics and Options	783
Contrasting Fabric	784
Product Pages	785
COM Yardage Requirements	790

WILDER PRODUCT SPECIFICATIONS

LOUNGE AND GUEST SEATING

- Kiln-dried European beech legs
- Wall saver legs
- Adjustable glides
- Clean out (360° design)
- Contoured back support
- Thread color that matches boxing
- Moisture barrier is optional for seat, or seat and inside back. Upcharge applies
- Leg ferrules are available for an additional upcharge

LOUNGE ROCKER AND MID BACK LOUNGE ROCKER

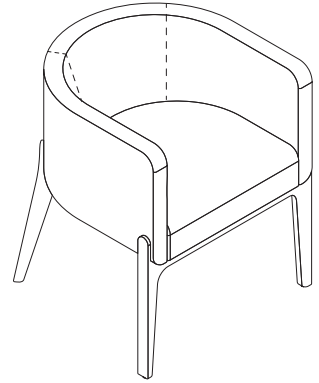
- Kiln-dried European beech legs and runners
- Non-skid, non-marring scuff guard on runners
- Clean out (360° design)
- Contoured back support
- Thread color that matches boxing
- Moisture barrier is optional for seat, or seat and inside back. Upcharge applies

END TABLES FOR USE WITH GUEST SEATING

- Kiln-dried European beech leg
- Solid surface top
- Adjustable glide
- Attachment hardware
- Leg ferrules are available for an additional upcharge

BENCH

- Kiln-dried European beech legs
- Adjustable glides
- Moisture barrier is optional for seat. Upcharge applies
- Leg ferrules are available for an additional upcharge



SURFACE MATERIALS

See the Kimball Hospitality Surface Materials Reference Guide at kimballhospitality.com for a complete overview of our materials program, including:

- Characteristics of wood
- Special wood finishes
- Customer specified laminate (CSL)
- Customer specified paint (CSP)
- Fabric application and colorways
- Customer's own material (COM) process overview
- Alliance program

ALLIANCE FABRIC PROGRAM

Kimball Hospitality has analyzed each model to most accurately reflect the COM/COL yardage requirements shown on page 790.

The yardage requirement for each model is based on 54" wide fabric and cutting the fabric up the roll.

If repeat is larger than 18", contact Customer Service to confirm the correct amount of yardage required. When ordering 10 or more chairs in the same COM, yardage requirements may be reduced.

Contact Customer Service.

PRICE GRADES A-R

See Surface Materials at www.kimballhospitality.com for a wide variety of graded-in fabrics from Arc-Com, CF Stinson, Designtex, Maharam, Momentum, and Ultrafabrics.

FABRIC SAMPLES

If you need samples for presentation(s), contact our alliance partners directly at:

Arc-Com	800.223.5466	arc-com.com
Designtex	800.221.1540	designtex.com
CF Stinson	800.841.6279	cfstinson.com
Maharam	800.645.3943	maharam.com
Momentum	800.366.6839	memosamples.com
Ultrafabrics	877.309.6648	ultrafabricsllc.com

FRAME AND LEGS

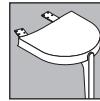
WOOD

AD	Almond	MH	Mocha
MC	Amber	YO	Monterey
IM	Brighton	PB	Portobello
CO	Canyon	792	Sable
CC	Cordoba	SC	Sedona
DF	Driftwood	TW	Tribeca
ES	Espresso	NW	Tuscan
TM	Huntington	UW	Urban
MW	Midtown		

IMPORTANT: Wood finishes applied to solid hardwood are complementary to the same wood finish applied to wood veneer, but not an exact match
Contact Customer Service for more information

END TABLES

- Table attaches to guest chair or settee with two mounting brackets

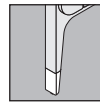


SOLID SURFACE

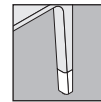
480	Antique White
405	Designer White
488	Frosty White

LEG FERRULES

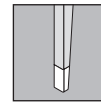
- Protects bottom of the legs



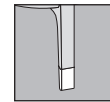
Lounge



Guest



Table



Bench

X	No Leg Ferrule
462	Cinder (upcharge applies)
501	Platinum Metallic (upcharge applies)

MOISTURE BARRIER

X	No Moisture Barrier
MB1	Seat (\$116 upcharge)
MB2	Seat and Inside Back (\$203 upcharge)

TO ORDER CONTRASTING FABRIC, SPECIFY

WILDER

Lounge Chair page 785

Lounge Loveseat page 785

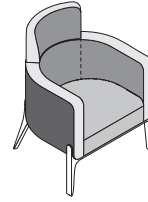
Mid Back Lounge Chair page 785

Mid Back Lounge Loveseat page 785

1. Model Number plus "X"
2. Inside Back Fabric Grade
3. Inside Back Fabric Number
4. Outside Back Fabric Grade
5. Outside Back Fabric Number
6. Seat Fabric Grade
7. Seat Fabric Number
8. Boxing Fabric Grade
9. Boxing Fabric Number
10. Wood Finish Price Group
11. Wood Finish Designator
12. Moisture Barrier Optional for Seat or Seat and Inside Back
13. Leg Ferrules



K84L1C

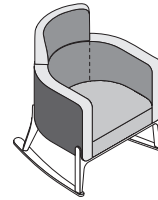


K84LMB1C

Lounge Rocker page 786

Mid Back Lounge Rocker page 786

1. Model Number plus "X"
2. Inside Back Fabric Grade
3. Inside Back Fabric Number
4. Outside Back Fabric Grade
5. Outside Back Fabric Number
6. Seat Fabric Grade
7. Seat Fabric Number
8. Boxing Fabric Grade
9. Boxing Fabric Number
10. Wood Finish Price Group
11. Wood Finish Designator
12. Moisture Barrier Optional for Seat or Seat and Inside Back



K84RMB1C

Guest Chair page 787

Guest Settee page 787

1. Model Number plus "X"
2. Inside Back Fabric Grade
3. Inside Back Fabric Number
4. Outside Back Fabric Grade
5. Outside Back Fabric Number
6. Seat Fabric Grade
7. Seat Fabric Number
8. Boxing Fabric Grade
9. Boxing Fabric Number
10. Wood Finish Price Group
11. Wood Finish Designator
12. Moisture Barrier Optional for Seat or Seat and Inside Back
13. Leg Ferrules



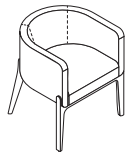
K84G1C

TO ORDER, SPECIFY:

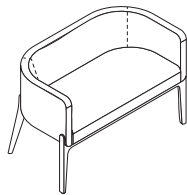
1. Model Number
2. Inside Back Fabric Grade
3. Inside Back Fabric Number
4. Outside Back Fabric Grade
5. Outside Back Fabric Number
6. Seat Fabric Grade
7. Seat Fabric Number
8. Boxing Fabric Grade
9. Boxing Fabric Number
10. Wood Finish Price Group
11. Wood Finish Designator
12. Moisture Barrier Optional for Seat or Seat and Inside Back
13. Leg Ferrules

- See page 783 for Wilder options
- See page 790 for COM fabric yardage

LOUNGE SEATING



Lounge Chair



Loveseat

MODEL NO.

ALLIANCE PROGRAM PRICE GRADES

			A	B	C	D	E	F	G	H	I
			J	K	L	M	N	O	P	Q	R
K84L1C	Chair	\$	2364	2492	2594	2693	2798	2923	3000	3135	3249
			3369	3560	3943	4184	4235	4280	4342	4398	4663
K84L2C	Loveseat		3201	3360	3484	3608	3738	3892	3986	4152	4294
			4441	4678	5150	5446	5511	5565	5641	5711	6037

DIMENSIONS - CHAIR

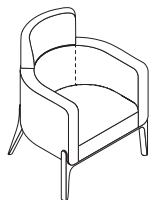
Width	30	Seat Height	18	Arm Height	29	Weight	63
Depth	27¼	Seat Depth	19¾			Cubic Ft.	13.70
Height	29	Seat Width	22				

DIMENSIONS - LOVESEAT

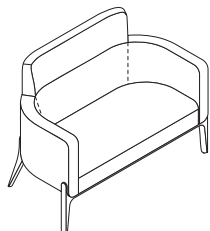
Width	52	Seat Height	18	Arm Height	29	Weight	109.1
Depth	27¼	Seat Depth	19¾			Cubic Ft.	23.80
Height	29	Seat Width	44				

- Contrasting fabric option – specify X (i.e., K84L1CX); see page 784. For list pricing, use your electronic specification tool or contact customer service
- Kiln-dried European beech legs
- Wall saver legs
- Adjustable glides
- Clean out (360° design)
- Contoured back support
- Thread color that matches boxing
- Leg ferrules available in 462 Cinder and 501 Platinum Metallic for a \$191 upcharge

MID BACK LOUNGE SEATING



Mid Back Chair



Mid Back Loveseat

			A	B	C	D	E	F	G	H	I
			J	K	L	M	N	O	P	Q	R
K84LMB1C	Mid Back Chair	\$	2959	3087	3189	3288	3393	3518	3595	3730	3844
			3964	4155	4538	4779	4830	4875	4937	4993	5258
K84LMB2C	Mid Back Loveseat		4039	4198	4322	4446	4576	4730	4824	4990	5132
			5279	5516	5988	6284	6349	6403	6479	6549	6875

DIMENSIONS - MID BACK CHAIR

Width	30	Seat Height	18	Arm Height	29	Weight	82
Depth	27¼	Seat Depth	19¾			Cubic Ft.	29.10
Height	38¾	Seat Width	22				

DIMENSIONS - MID BACK LOVESEAT

Width	52	Seat Height	18	Arm Height	29	Weight	135
Depth	27¼	Seat Depth	19¾			Cubic Ft.	41.60
Height	38¾	Seat Width	44				

- Contrasting fabric option – specify X (i.e., K84LMB1CX); see page 784. For list pricing, use your electronic specification tool or contact customer service
- Kiln-dried European beech legs
- Wall saver legs
- Adjustable glides
- Clean out (360° design)
- Contoured back support
- Thread color that matches boxing
- Leg ferrules available in 462 Cinder and 501 Platinum Metallic for a \$191 upcharge

WILDER

TO ORDER, SPECIFY:

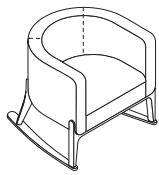
1. Model Number
2. Inside Back Fabric Grade
3. Inside Back Fabric Number
4. Outside Back Fabric Grade
5. Outside Back Fabric Number
6. Seat Fabric Grade
7. Seat Fabric Number
8. Boxing Fabric Grade
9. Boxing Fabric Number
10. Wood Finish Price Group
11. Wood Finish Designator
12. Moisture Barrier Optional for Seat or Seat and Inside Back

- See page 783 for Wilder options
- See page 790 for COM fabric yardage

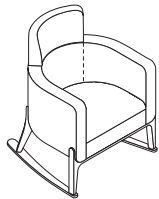
LOUNGE ROCKER AND MID BACK LOUNGE ROCKER

MODEL NO.

ALLIANCE PROGRAM PRICE GRADES



Lounge Rocker



Mid Back Lounge Rocker

			A	B	C	D	E	F	G	H	I
			J	K	L	M	N	O	P	Q	R
K84R1C	Rocker	\$	3121	3249	3351	3450	3555	3680	3757	3892	4006
			4126	4317	4700	4941	4992	5037	5099	5155	5420
K84RMB1C	Mid Back Rocker		3337	3465	3567	3666	3771	3896	3973	4108	4222
			4342	4533	4916	5157	5208	5253	5315	5371	5636

DIMENSIONS - ROCKER

Width	30½	Seat Height	18¼	Arm Height	29	Weight	75
Depth	28¼	Seat Depth	19¾			Cubic Ft.	20.30
Height	29	Width	22				

DIMENSIONS - MID BACK ROCKER

Width	30½	Seat Height	18¼	Arm Height	29	Weight	82
Depth	28¼	Seat Depth	19¾			Cubic Ft.	29.10
Height	38¾	Width	22				

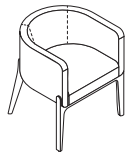
- Contrasting fabric option – specify X (i.e., K84R1CX); see page 784. For list pricing, use your electronic specification tool or contact customer service
- Kiln-dried European beech legs
- Non-skid, non-marring scuff guard on runners
- Clean out (360° design)
- Contoured back support
- Thread color that matches boxing

TO ORDER, SPECIFY:

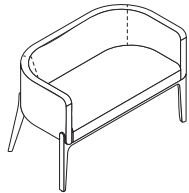
1. Model Number
2. Inside Back Fabric Grade
3. Inside Back Fabric Number
4. Outside Back Fabric Grade
5. Outside Back Fabric Number
6. Seat Fabric Grade
7. Seat Fabric Number
8. Boxing Fabric Grade
9. Boxing Fabric Number
10. Wood Finish Price Group
11. Wood Finish Designator
12. Moisture Barrier Optional for Seat or Seat and Inside Back
13. Leg Ferrules

- See page 783 for Wilder options
- See page 790 for COM fabric yardage

GUEST SEATING



Guest Chair



Settee

MODEL NO.

ALLIANCE PROGRAM PRICE GRADES

			A	B	C	D	E	F	G	H	I
			J	K	L	M	N	O	P	Q	R
K84G1C	Chair	\$	2103	2213	2299	2386	2475	2581	2648	2762	2859
			2962	3125	3453	3658	3702	3739	3791	3841	4067
K84G2C	Loveseat		2568	2690	2783	2879	2978	3095	3167	3293	3400
			3513	3692	4052	4278	4328	4368	4426	4481	4728

DIMENSIONS - CHAIR

Width	25	Seat Height	18	Arm Height	29	Weight	48
Depth	24¼	Seat Depth	18½			Cubic Ft.	10.50
Height	29	Seat Width	20				

DIMENSIONS - LOVESEAT

Width	45	Seat Height	18	Arm Height	29	Weight	85.6
Depth	24¼	Seat Depth	18½			Cubic Ft.	18.70
Height	29	Seat Width	40				

- Contrasting fabric option – specify X (i.e., K84G1CX); see page 784. For list pricing, use your electronic specification tool or contact customer service
- Kiln-dried European beech legs
- Wall saver legs
- Adjustable glides
- Clean out (360° design)
- Contoured back support
- Thread color that matches boxing
- Leg ferrules available in 462 Cinder and 501 Platinum Metallic for a \$191 upcharge

WILDER

TO ORDER, SPECIFY:

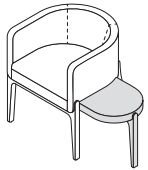
1. Model Number
2. Solid Surface Grade
3. Solid Surface Color Designator
4. Wood Finish Price Group
5. Wood Finish Designator
6. Leg Ferrules

• See page 783 for Wilder options

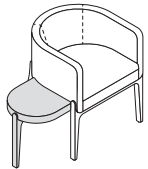
END TABLE FOR USE WITH GUEST SEATING

MODEL NO.

LIST PRICE



End Table Left (as seated)



End Table Right (as seated)

K84THRE1515LSS	End Table Left	\$ 1037
K84THRE1515RSS	End Table Right	1037

DIMENSIONS

Width	13½	Weight	29
Depth	17½	Cubic Ft.	1.20
Height	15		

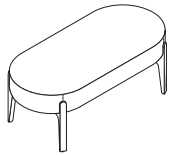
- Kiln-dried European beech leg
- Solid surface top
- Adjustable glide
- Attachment hardware
- Leg ferrules available in 462 Cinder and 501 Platinum Metallic for a \$48 upcharge

TO ORDER, SPECIFY:

1. Model Number
2. Seat Fabric Grade
3. Seat Fabric Number
4. Wood Finish Price Group
5. Wood Finish Designator
6. Moisture Barrier Optional for Seat
7. Leg Ferrules

- See page 783 for Wilder options
- See page 790 for COM fabric yardage

BENCH



MODEL NO.

ALLIANCE PROGRAM PRICE GRADES

		A	B	C	D	E	F	G	H	I
		J	K	L	M	N	O	P	Q	R
K84B2	\$	1755	1802	1839	1875	1914	1959	1987	2036	2078
		2122	2192	2332	2420	2439	2455	2477	2498	2595

DIMENSIONS

Width	48	Seat Height	18	Weight	50.9
Depth	22	Seat Depth	22	Cubic Ft.	11.10
Height	18	Seat Width	48		

- Kiln-dried European beech legs
- Adjustable glides
- Leg ferrules available in 462 Cinder and 501 Platinum Metallic for a \$191 upcharge

COM YARDAGE REQUIREMENTS

COM YARDAGE REQUIREMENTS (54" WIDTH – CUT UP THE ROLL)

MODEL	RAILROADED Contact customer service 800-634-9510 for ydg requirements	NON DIRECTIONAL OR SOLID	1"-4" REPEAT	5"-11" REPEAT	12"-18" REPEAT	COL SQUARE FEET
			4" VERTICAL X 4" HORIZONTAL	11" VERTICAL X 11" HORIZONTAL	18" VERTICAL X 18" HORIZONTAL	
K84L1C	Entire Unit	2.70	3.60	4.80	7.70	53.7
	Inside Back	1.30	1.50	1.80	3.20	24.9
	Outside Back	1.30	1.50	2.40	3.20	26
	Seat	0.90	1.00	2.00	2.70	18.3
	Boxing	1.30	1.40	1.60	2.50	16
K84L2C	Entire Unit	4.00	5.30	7.40	8.40	79.1
	Inside Back	1.20	1.50	2.30	3.40	24.4
	Outside Back	1.90	2.30	3.20	3.40	38.7
	Seat	1.40	1.80	2.00	3.40	28.8
	Boxing	1.30	1.80	2.30	2.70	16
K84LMB1C	Entire Unit	3.00	3.50	3.60	4.50	60.5
	Inside Back	1.20	1.40	1.40	1.80	24.7
	Outside Back	1.30	1.50	1.60	2.00	25.7
	Seat	0.90	1.00	1.10	1.40	18.2
	Boxing	1.30	1.50	1.60	2.00	25.2
K84LMB2C	Entire Unit	4.70	5.40	5.60	7.10	93.3
	Inside Back	1.60	1.80	1.90	2.40	31.2
	Outside Back	2.20	2.50	2.60	3.30	44.6
	Seat	1.50	1.70	1.80	2.30	29.2
	Boxing	1.30	1.50	1.60	2.00	26.1
K84R1C	Entire Unit	2.70	3.10	3.20	4.10	53
	Inside Back	1.30	1.50	1.60	2.00	25
	Outside Back	1.30	1.50	1.60	2.00	25
	Seat	0.90	1.00	1.10	1.40	17.8
	Boxing	1.30	1.50	1.60	2.00	10
K84RMB1C	Entire Unit	3.00	3.50	3.60	4.50	60.5
	Inside Back	1.20	1.40	1.40	1.80	24.7
	Outside Back	1.30	1.50	1.60	2.00	25.7
	Seat	0.90	1.00	1.10	1.40	18.2
	Boxing	1.30	1.50	1.60	2.00	25.2
K84G1C	Entire Unit	2.00	2.80	3.40	4.30	40.4
	Inside Back	1.00	1.30	1.80	1.80	20.5
	Outside Back	1.10	1.40	1.50	2.90	22.1
	Seat	0.80	1.00	1.50	2.30	15.5
	Boxing	1.20	1.30	1.70	2.20	13.5
K84G2C	Entire Unit	3.10	3.80	4.80	5.80	60.9
	Inside Back	1.10	1.40	1.90	2.30	21
	Outside Back	1.10	1.40	1.60	3.00	22.1
	Seat	1.20	1.40	2.00	2.30	24.4
	Boxing	1.10	1.40	2.00	2.20	16
K84B2	Entire Unit	1.80	2.30	3.50	3.50	34.9