
Tizelle

Product Specifications	652
Fabrics and Options	653
Contrasting Fabrics Specifications	654
Product Pages	655
COM Yardage Requirements	656

TIZELLE

TIZELLE SIDE CHAIR PRODUCT SPECIFICATIONS

FRAME CONSTRUCTION

- Constructed of a solid end frame cut from cross banded baltic birch plywood with exterior maple facing with mortise and tenon joints that are securely glued for maximum joint stability
- Non-marring nylon glides

ARM CONSTRUCTION

- One piece end frame contains arm

SEAT CONSTRUCTION

- 2" high grade polyurethane foam covers a plywood panel with high tension webbing for comfort
- Corner blocks screwed and glued in all 4 corners

BACK CONSTRUCTION

- 2" profile cut high grade polyurethane foam covers plywood back for support and comfort
- The outer (extreme) back features ¼" of high grade polyurethane foam

CONTRASTING FABRICS

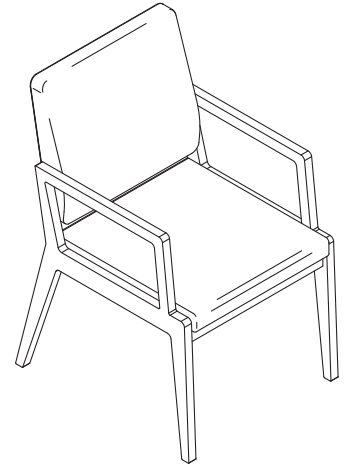
- Available with contrasting fabric on seat and back

FINISH

- A catalyzed top coat resists denting, peeling and reactions to chemicals
- Can be cleaned with a damp cloth
- When specifying Brighton, Natural and Sonoma finish, variation color is acceptable due to the nature of wood characteristics

WOOD SPECIES

- Baltic Birch plywood Core with Maple Facing



SURFACE MATERIALS

See the Kimball Hospitality Surface Materials Reference Guide at kimballhospitality.com for a complete overview of our materials program, including:

- Characteristics of wood
- Special wood finishes
- Customer-specified laminate (CSL)
- Customer-specified paint (CSP)
- Fabric application and colorways
- Customer's own material (COM) process overview
- Alliance program

ALLIANCE FABRIC PROGRAM

Kimball Hospitality has analyzed each model to most accurately reflect the COM/COL yardage requirements shown on page 656.

The yardage requirement for each model is based on 54" W fabric and cutting the fabric up the roll.

If repeat is larger than 18", contact Customer Service to confirm the correct amount of yardage required. When ordering 10 or more chairs in the same COM, yardage requirements may be reduced.

Contact Customer Service.

PRICE GRADES A-R

See Surface Materials at www.kimballhospitality.com for a wide variety of graded-in fabrics from Arc-Com, Carnegie, CF Stinson, Designtex, Maharam, Mayer, Momentum, and Ultrafabrics.

FABRIC SAMPLES

If you need samples for presentation(s), contact our alliance partners directly at:

Arc-Com	800.223.5466	arc-com.com
Carnegie	800.727.6770	carnegiefabrics.com
CF Stinson	800.841.6279	cfstinson.com
Designtex	800.221.1540	designtex.com
Maharam	800.645.3943	maharam.com
Mayer	800.428.4415	mayerfabrics.com
Momentum	800.366.6839	memosamples.com
Ultrafabrics	877.309.6648	ultrafabricsllc.com

FINISHES

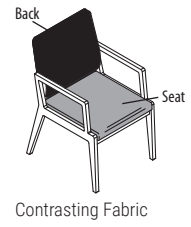
AC	Autumn	NM	Natural
AD	Almond	PB	Portobello
BZ	Brazilwood	PC	Porcini
CI	Chai	PT	Portico
CL	Caramel	SK	Skyline
CW	Cordovan	SM	Sonoma
DW	Judicial	TF	Truffle
HN	Honey	WL	Willow
IM	Brighton	405	Designer White
KN	Kona	462	Cinder
MC	Amber	792	Sable
MH	Mocha	793	Acorn*

*Acorn is the finish complement to Clear Walnut finish

TO ORDER CONTRASTING FABRIC, SPECIFY

Tizelle

1. Model Number plus "X"
2. Back Fabric Grade Number/Cover Number
3. Seat Fabric Grade Number/Cover Number
4. Finish

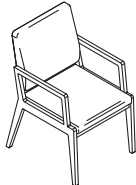


TO ORDER, SPECIFY:

1. Model Number
2. Fabric Grade / Cover Number
3. Finish

- See page 653 for Tizelle options
- See page 656 for COM fabric yardage

GUEST ARMS



Arms

MODEL NO.

ALLIANCE PROGRAM PRICE GRADES


		A	B	C	D	E	F	G	H	I
		J	K	L	M	N	O	P	Q	R
N51GFA	\$	1433	1474	1504	1537	1574	1612	1644	1684	1723
		1764	1826	1951	2029	2070	2111	2151	2192	2230

DIMENSIONS

Width	21	Arm Height	25½	Seat Width	19	Weight	30
Depth	24½	Seat Height	17½			Cubic Ft.	14.1
Height	35	Seat Depth	19				

• Contrasting fabric option – specify X (i.e., N51GFAX); see page 654. For list pricing, use your electronic specification tool or contact customer service

GUEST ARMLESS



Armless

		A	B	C	D	E	F	G	H	I
		J	K	L	M	N	O	P	Q	R
N51GFM	\$	1413	1454	1484	1517	1554	1592	1624	1664	1703
		1744	1806	1931	2009	2050	2091	2131	2172	2210

DIMENSIONS

Width	21	Arm Height	N/A	Seat Width	19	Weight	28
Depth	24½	Seat Height	17½			Cubic Ft.	14.1
Height	35	Seat Depth	19				

• Contrasting fabric option – specify X (i.e., N51GFMX); see page 654. For list pricing, use your electronic specification tool or contact customer service

TIZELLE

COM YARDAGE REQUIREMENTS

COM YARDAGE REQUIREMENTS (54" WIDTH – CUT UP THE ROLL)

MODEL	RAILROADED Contact customer service 800-634-9510 for ydg requirements	NON DIRECTIONAL OR SOLID	1"-4" REPEAT	5"-11" REPEAT	12"-18" REPEAT	COL SQUARE FEET
			4" VERTICAL X 4" HORIZONTAL	11" VERTICAL X 11" HORIZONTAL	18" VERTICAL X 18" HORIZONTAL	
N51GFA, N51GFM	Complete	1.20	1.60	2.20	3.50	21.2
N51GFAX, N51GFMX	Back	0.70	1.00	1.60	2.40	11.2
	Seat	0.80	1.00	1.40	2.50	13.4