
Weli

Product Specifications	704
Fabrics and Options	705
Contrasting Fabrics Specifications	706
Product Pages	707
COM Yardage Requirements	715

WELI PRODUCT SPECIFICATIONS

SEAT CONSTRUCTION

- 2 $\frac{3}{8}$ " of high grade polyurethane foam covers a plywood seat panel
- Easy clean wipe out feature

FULLY UPHOLSTERED BACK CONSTRUCTION

- 2" of high grade polyurethane foam covers a plywood back panel

FRAME CONSTRUCTION

Guest Seating

- Frame is made from $\frac{3}{4}$ " x 1 $\frac{1}{2}$ " 16-gauge rectangular tube steel
- End frames are joined with inert gas (MIG) welds
- All chairs meet 750 lb. weight capacity
- Wall saving design feature

Lounge

- Interior frame is constructed of plywood tenon joints that are glued and stapled for maximum joint stability
- The legs are screwed directly to the bottom panel of the arm
- All chairs meet 750 lb. weight capacity
- Wall saving design feature

CONTRASTING FABRIC

- Contrasting fabric available on all models

ARM CAPS

- Protective polyurethane is standard on all poly arm models; available in Cinder and Concrete
- Solid Surface is standard on all solid surface arm models; available in 9 colors

GLIDES

- Legs feature a 1" adjustable leveling glide
- Soft glides are available for an additional upcharge

FINISHES

- Cinder, Platinum Metallic, Satin Nickel Metallic, Concrete and Iron frames are finished with an electrostatic baked-on powder coat
- Can be cleaned with a damp cloth

TABLES

FRAME CONSTRUCTION

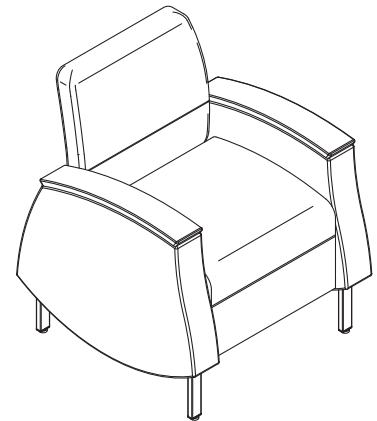
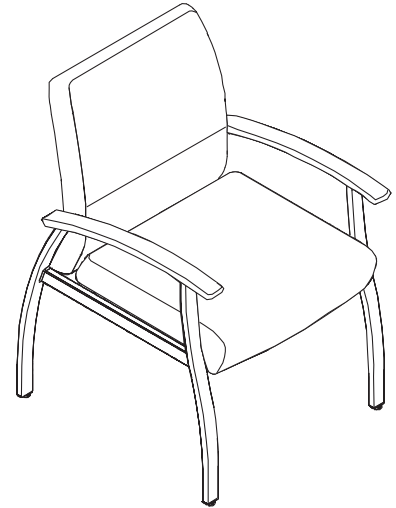
- Table frame is made from $\frac{7}{8}$ " x 1 $\frac{1}{4}$ " 16-gauge elliptical tubular steel
- Cross members are made from $\frac{7}{8}$ " 16-gauge round tubular steel
- Cross members are joined to the U-bent side members with metal inert gas (MIG) welds

TOPS

- Laminate models feature a 1 $\frac{1}{4}$ " laminate (HPL) top
- Solid Surface models available in Grades A, B, and C

POWER AND USB GROMMET – Lounge only

- Power grommets available; specify cutout option and order electrical grommet model separately
- See page 90 for details and pricing



SURFACE MATERIALS

See the Kimball Hospitality Surface Materials Reference Guide at kimballhospitality.com for a complete overview of our materials program, including:

- Characteristics of wood
- Special wood finishes
- Customer-specified laminate (CSL)
- Customer-specified paint (CSP)
- Fabric application and colorways
- Customer's own material (COM) process overview
- Alliance program

ALLIANCE FABRIC PROGRAM

Kimball Hospitality has analyzed each model to most accurately reflect the COM/COL yardage requirements shown on page 715.

The yardage requirement for each model is based on 54" W fabric and cutting the fabric up the roll.

If repeat is larger than 18", contact Customer Service to confirm the correct amount of yardage required. When ordering 10 or more chairs in the same COM, yardage requirements may be reduced.

Contact Customer Service.

PRICE GRADES A-R

See Surface Materials at www.kimballhospitality.com for a wide variety of graded-in fabrics from Arc-Com, CF Stinson, Designtex, Maharam, Momentum, and Ultrafabrics.

FABRIC SAMPLES

If you need samples for presentation(s), contact our alliance partners directly at:

Arc-Com	800.223.5466	arc-com.com
Designtex	800.221.1540	designtex.com
CF Stinson	800.841.6279	cfstinson.com
Maharam	800.645.3943	maharam.com
Momentum	800.366.6839	memosamples.com
Ultrafabrics	877.309.6648	ultrafabricsllc.com

LAMINATES

AC2	Autumn 2	PB	Portobello
AD	Almond	PT	Portico
CL	Caramel	SK	Skyline
CW	Cordovan	SM	Sonoma
DW	Judicial	TF	Truffle
HN2	Honey 2	405	Designer White
IM	Brighton	462	Cinder
MC	Amber	792	Sable
MH	Mocha	793	Acorn*
NM	Natural		

*Acorn is the laminate complement to Clear Walnut finish

MOISTURE BARRIER

(\$114 upcharge per seat location)

X	No Moisture Barrier
MBS1	Moisture Barrier, 1 Seat
MBS2	Moisture Barrier, 2 Seat
MBS3	Moisture Barrier, 3 Seat

POLYURETHANE ARM CAP

423	Concrete
462	Cinder

GALLERY LAMINATE

Grade 1 – 5% upcharge	
G1001	Citadel
G1011	Pepperdust
Grade 2 – 6% upcharge	
G1002	Planked Raw Oak
G1003	Evening Notte
G1004	Kirsche
G1005	Midnight Run
G1006	Sepia Walnut
G1007	Serotina
G1008	Timeless
G1009	White Nebbia
G1012	Phantom Ecru

See page 20 for Gallery program details and upcharges

FRAME COLOR

423	Concrete
462	Cinder
463	Iron
501	Platinum Metallic
503	Satin Nickel Metallic

GLIDES

STD	Standard
C66	Soft (add \$30 list)

POWER/USB GROMMET CUTOUT OPTIONS – Lounge Only

If no grommet cutout is desired, specify an X (No Grommet)

\$25 list upcharge per cutout

CUT-G35L	Left
CUT-G35R	Right
CUT-G35LR	Left & Right
CUT-G35C	Center
CUT-G35A	Left, Right, & Center

Grommets sold separately; reference page 90 for model numbers and pricing.

SOLID SURFACE COLORS

7101	Bisque (Grade A)
7201	Glacier White (Grade A)
7202	Canyon (Grade B)
7203	Designer White (Grade B)
7204	Silt (Grade B)
7301	Concrete (Grade C)
7302	Deep Night Sky (Grade C)
7303	Deep Nocturne (Grade C)

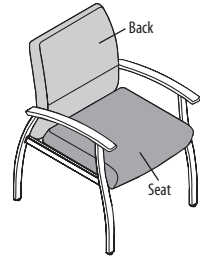
TO ORDER CONTRASTING FABRIC, SPECIFY

WELI

- 21" Guest Chair page 707
- 27" Guest Chair page 707
- 32" Guest Chair page 708
- 21" Easy Access Chair page 709
- 27" Easy Access Chair page 709
- 21" Patient Chair page 709
- 27" Patient Chair page 710
- 32" Patient Chair page 710
- 21" Rocker page 711
- 27" Rocker page 711
- 32" Rocker page 711

*Contrasting locations standard on all models

1. Model Number plus "X"
2. Back Fabric Grade Number/Cover Number
3. Seat Fabric Grade Number/Cover Number
4. Moisture Barrier
5. Arm Cap (when applicable)
6. Frame Color
7. Glides

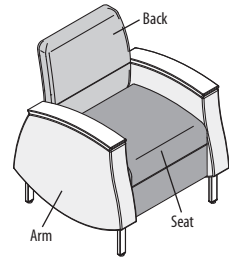


WELI LOUNGE

- 1 Seat Lounge page 712
- 1 Seat Patient Lounge page 712
- 2 Seat Lounge page 712
- 3 Seat Lounge page 712
- 2 Seat Bench page 713
- 3 Seat Bench page 713
- Ottoman page 713

*Contrasting locations standard on all models

1. Model Number plus "X"
2. Back Fabric Grade Number/Cover Number
3. Seat Fabric Grade Number/Cover Number
4. Arm Fabric Grade Number/Cover Number
5. Moisture Barrier
6. Grommet Cutout
7. Arm Cap (when applicable)
8. Frame Color
9. Glides

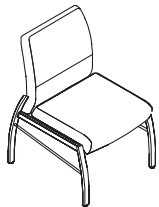


TO ORDER, SPECIFY:

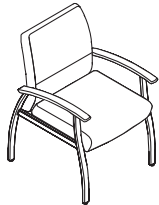
1. Model Number
2. Fabric Grade Number
3. Fabric Grade Cover
4. Moisture Barrier
5. Arm Cap (when applicable)
6. Frame Color
7. Glides

- See page 705 for Weli options
- See page 715 for COM fabric yardage

21" GUEST CHAIR



Armless



Arm

MODEL NO.

ALLIANCE PROGRAM PRICE GRADES

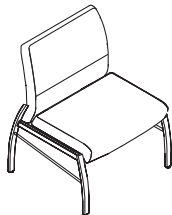
		A	B	C	D	E	F	G	H	I
		J	K	L	M	N	O	P	Q	R
N81GAM	Armless	\$ 1285	1325	1357	1391	1429	1469	1501	1541	1583
		1622	1687	1816	1895	1937	1981	2021	2063	2102
N81GAAY	Arms, Poly	1307	1347	1379	1413	1451	1491	1523	1563	1605
		1644	1709	1838	1917	1959	2003	2043	2085	2124
N81GAAS	Arms, Gr A Solid Surface	1685	1725	1757	1791	1829	1869	1901	1941	1983
		2022	2087	2216	2295	2337	2381	2421	2463	2502

DIMENSIONS

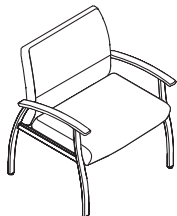
Armless Width	24	Seat Height	19	Arm Height	25¾	Weight	42
Arm Width	24½	Seat Depth	19	Back Height	36¾	Arm Weight	47
Depth	27	Seat Width	21	Back Width	21	Cubic Ft.	21.1
Height	36¾						

- Contrasting fabric option - specify X; see page 706. For list pricing, use your electronic specification tool or contact customer service
- Solid surface available in Grades A, B, C. For Grades B and C list pricing, use your electronic specification tool or contact customer service
- Soft glide option available

27" GUEST CHAIR



Armless



Arm

		A	B	C	D	E	F	G	H	I
		J	K	L	M	N	O	P	Q	R
N81GBM	Armless	\$ 1573	1640	1693	1750	1813	1880	1933	2000	2070
		2135	2243	2458	2590	2660	2733	2800	2870	2935
N81GBAY	Arms, Poly	1599	1666	1719	1776	1839	1906	1959	2026	2096
		2161	2269	2484	2616	2686	2759	2826	2896	2961
N81GBAS	Arms, Gr A Solid Surface	1978	2045	2098	2155	2218	2285	2338	2405	2475
		2540	2648	2863	2995	3065	3138	3205	3275	3340

DIMENSIONS

Armless Width	30	Seat Height	19	Arm Height	25¾	Weight	48
Arm Width	30½	Seat Depth	19	Back Height	36¾	Arm Weight	53
Depth	27	Seat Width	27	Back Width	27	Cubic Ft.	25.5
Height	36¾						

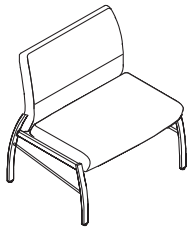
- Contrasting fabric option - specify X; see page 706. For list pricing, use your electronic specification tool or contact customer service
- Solid surface available in Grades A, B, C. For Grades B and C list pricing, use your electronic specification tool or contact customer service
- Soft glide option available

TO ORDER, SPECIFY:

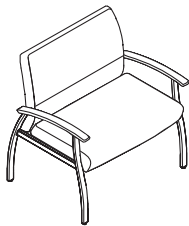
1. Model Number
2. Fabric Grade Number
3. Fabric Grade Cover
4. Moisture Barrier
5. Arm Cap (when applicable)
6. Frame Color
7. Glides

- See page 705 for Weli options
- See page 715 for COM fabric yardage

32" GUEST CHAIR



Armless



Arm

MODEL NO.

ALLIANCE PROGRAM PRICE GRADES

			A	B	C	D	E	F	G	H	I
			J	K	L	M	N	O	P	Q	R
N81GCM	Armless	\$	1817	1884	1937	1994	2057	2124	2177	2244	2314
			2379	2487	2702	2834	2904	2977	3044	3114	3179
N81GCAY	Arms, Poly		1847	1914	1967	2024	2087	2154	2207	2274	2344
			2409	2517	2732	2864	2934	3007	3074	3144	3209
N81GCAS	Arms, Gr A Solid Surface		2225	2292	2345	2402	2465	2532	2585	2652	2722
			2787	2895	3110	3242	3312	3385	3452	3522	3587

DIMENSIONS

Armless Width	35	Seat Height	19	Arm Height	25¼	Weight	54
Arm Width	35½	Seat Depth	19	Back Height	36¼	Arm Weight	59
Depth	27	Seat Width	32	Back Width	32	Cubic Ft.	29.1
Height	36¼						

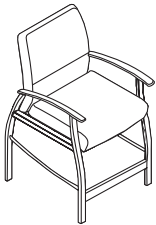
- Contrasting fabric option - specify X; see page 706. For list pricing, use your electronic specification tool or contact customer service
- Solid surface available in Grades A, B, C. For Grades B and C list pricing, use your electronic specification tool or contact customer service
- Soft glide option available

TO ORDER, SPECIFY:

1. Model Number
2. Fabric Grade Number
3. Fabric Grade Cover
4. Moisture Barrier
5. Arm Cap (when applicable)
6. Frame Color
7. Glides

- See page 705 for Weli options
- See page 715 for COM fabric yardage

21" EASY ACCESS CHAIR



MODEL NO.

ALLIANCE PROGRAM PRICE GRADES

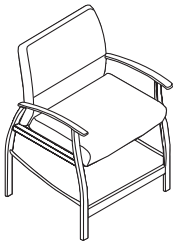
				A	B	C	D	E	F	G	H	I
				J	K	L	M	N	O	P	Q	R
N81HAAY	Arms, Poly	\$		2015	2055	2087	2121	2159	2199	2231	2271	2313
				2352	2417	2546	2625	2667	2711	2751	2793	2832
N81HAAS	Arms, Gr A Solid Surface			2393	2433	2465	2499	2537	2577	2609	2649	2691
				2730	2795	2924	3003	3045	3089	3129	3171	3210

DIMENSIONS

Width	24	Seat Height	25½	Arm Height	31¾	Weight	55
Depth	27	Seat Depth	19	Back Height	42¼	Cubic Ft.	24.3
Height	42¼	Seat Width	21	Back Width	21		

- Contrasting fabric option - specify X; see page 706. For list pricing, use your electronic specification tool or contact customer service
- Solid surface available in Grades A, B, C. For Grades B and C list pricing, use your electronic specification tool or contact customer service
- Soft glide option available

27" EASY ACCESS CHAIR



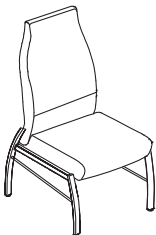
				A	B	C	D	E	F	G	H	I
				J	K	L	M	N	O	P	Q	R
N81HBAY	Arms, Poly	\$		2276	2343	2396	2453	2516	2583	2636	2703	2773
				2838	2946	3161	3293	3363	3436	3503	3573	3638
N81HBAS	Arms, Gr A Solid Surface			2655	2722	2775	2832	2895	2962	3015	3082	3152
				3217	3325	3540	3672	3742	3815	3882	3952	4017

DIMENSIONS

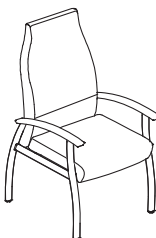
Width	30	Seat Height	25½	Arm Height	31¾	Weight	61
Depth	27	Seat Depth	19	Back Height	42¼	Cubic Ft.	29.3
Height	42¼	Seat Width	27	Back Width	27		

- Contrasting fabric option - specify X; see page 706. For list pricing, use your electronic specification tool or contact customer service
- Solid surface available in Grades A, B, C. For Grades B and C list pricing, use your electronic specification tool or contact customer service
- Soft glide option available

21" PATIENT CHAIR



Armless



Arm

				A	B	C	D	E	F	G	H	I
				J	K	L	M	N	O	P	Q	R
N81PAM	Armless	\$		1569	1614	1650	1689	1732	1778	1813	1859	1907
				1951	2024	2170	2260	2308	2357	2403	2451	2495
N81PAAY	Arms, Poly			1591	1636	1672	1711	1754	1800	1835	1881	1929
				1973	2046	2192	2282	2330	2379	2425	2473	2517
N81PAAS	Arms, Gr A Solid Surface			1970	2015	2051	2090	2133	2179	2214	2260	2308
				2352	2425	2571	2661	2709	2758	2804	2852	2896

DIMENSIONS

Width	24	Seat Height	19	Arm Height	25¾	Armless Weight	46
Depth	27	Seat Depth	19	Back Height	45	Arm Weight	51
Height	45	Seat Width	21	Back Width	21	Cubic Ft.	25.9

- Contrasting fabric option - specify X; see page 706. For list pricing, use your electronic specification tool or contact customer service
- Solid surface available in Grades A, B, C. For Grades B and C list pricing, use your electronic specification tool or contact customer service
- Soft glide option available

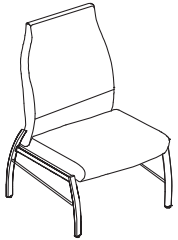
WELI

TO ORDER, SPECIFY:


1. Model Number
2. Fabric Grade Number
3. Fabric Grade Cover
4. Moisture Barrier
5. Arm Cap (when applicable)
6. Frame Color
7. Glides

- See page 705 for Weli options
- See page 715 for COM fabric yardage

27" PATIENT CHAIR



Armless



Arm

MODEL NO.

ALLIANCE PROGRAM PRICE GRADES


			A	B	C	D	E	F	G	H	I
			J	K	L	M	N	O	P	Q	R
N81PBM	Armless	\$	1908	1978	2033	2093	2158	2228	2282	2353	2425
			2493	2605	2828	2966	3039	3114	3185	3257	3325
N81PBAY	Arms, Poly		1934	2004	2059	2119	2184	2254	2308	2379	2451
			2519	2631	2854	2992	3065	3140	3211	3283	3351
N81PBAS	Arms, Gr A Solid Surface		2312	2382	2437	2497	2562	2632	2686	2757	2829
			2897	3009	3232	3370	3443	3518	3589	3661	3729

DIMENSIONS

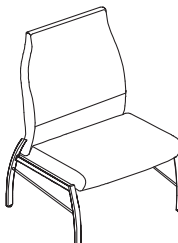
Width	30	Seat Height	19	Arm Height	25¾	Armless Weight	52
Depth	27	Seat Depth	19	Back Height	45	Arm Weight	57
Height	45	Seat Width	27	Back Width	27	Cubic Ft.	31.3

- Contrasting fabric option - specify X; see page 706. For list pricing, use your electronic specification tool or contact customer service
- Solid surface available in Grades A, B, C. For Grades B and C list pricing, use your electronic specification tool or contact customer service
- Soft glide option available

32" PATIENT CHAIR



Armless



Arm

			A	B	C	D	E	F	G	H	I
			J	K	L	M	N	O	P	Q	R
N81PCM	Armless	\$	2224	2305	2368	2437	2512	2593	2656	2737	2821
			2899	3028	3286	3445	3529	3616	3697	3781	3859
N81PCAY	Arms, Poly		2255	2336	2399	2468	2543	2624	2687	2768	2852
			2930	3059	3317	3476	3560	3647	3728	3812	3890
N81PCAS	Arms, Gr A Solid Surface		2633	2714	2777	2846	2921	3002	3065	3146	3230
			3308	3437	3695	3854	3938	4025	4106	4190	4268

DIMENSIONS

Width	35	Seat Height	19	Arm Height	25¾	Armless Weight	58
Depth	27	Seat Depth	19	Back Height	45	Arm Weight	63
Height	45	Seat Width	32	Back Width	32	Cubic Ft.	35.7

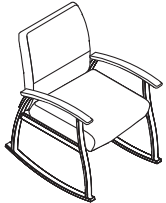
- Contrasting fabric option - specify X; see page 706. For list pricing, use your electronic specification tool or contact customer service
- Solid surface available in Grades A, B, C. For Grades B and C list pricing, use your electronic specification tool or contact customer service
- Soft glide option available

TO ORDER, SPECIFY:

1. Model Number
2. Fabric Grade Number
3. Fabric Grade Cover
4. Moisture Barrier
5. Arm Cap (when applicable)
6. Frame Color

- See page 705 for Weli options
- See page 715 for COM fabric yardage

21" ROCKER



MODEL NO.

ALLIANCE PROGRAM PRICE GRADES


		A	B	C	D	E	F	G	H	I
		J	K	L	M	N	O	P	Q	R
N81RAAY	Arms, Poly	\$ 2015	2055	2087	2121	2159	2199	2231	2271	2313
		2352	2417	2546	2625	2667	2711	2751	2793	2832
N81RAAS	Arms, Gr A Solid Surface	2393	2433	2465	2499	2537	2577	2609	2649	2691
		2730	2795	2924	3003	3045	3089	3129	3171	3210

DIMENSIONS

Width	24	Seat Height	18	Arm Height	25%	Weight	49
Depth	27	Seat Depth	19	Back Height	34%	Cubic Ft.	21.1
Height	34%	Seat Width	21	Back Width	27		

- Contrasting fabric option - specify X; see page 706. For list pricing, use your electronic specification tool or contact customer service
- Solid surface available in Grades A, B, C. For Grades B and C list pricing, use your electronic specification tool or contact customer service

27" ROCKER



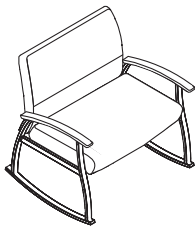
		A	B	C	D	E	F	G	H	I
		J	K	L	M	N	O	P	Q	R
N81RBAY	Arms, Poly	\$ 2276	2343	2396	2453	2516	2583	2636	2703	2773
		2838	2946	3161	3293	3363	3436	3503	3573	3638
N81RBAS	Arms, Gr A Solid Surface	2655	2722	2775	2832	2895	2962	3015	3082	3152
		3217	3325	3540	3672	3742	3815	3882	3952	4017

DIMENSIONS

Width	30	Seat Height	18	Arm Height	25%	Weight	54
Depth	27	Seat Depth	19	Back Height	34%	Cubic Ft.	25.5
Height	34%	Seat Width	27	Back Width	27		

- Contrasting fabric option - specify X; see page 706. For list pricing, use your electronic specification tool or contact customer service
- Solid surface available in Grades A, B, C. For Grades B and C list pricing, use your electronic specification tool or contact customer service

32" ROCKER



		A	B	C	D	E	F	G	H	I
		J	K	L	M	N	O	P	Q	R
N81RCAY	Arms, Poly	\$ 2384	2451	2504	2561	2624	2691	2744	2811	2881
		2946	3054	3269	3401	3471	3544	3611	3681	3746
N81RCAS	Arms, Gr A Solid Surface	2763	2830	2883	2940	3003	3070	3123	3190	3260
		3325	3433	3648	3780	3850	3923	3990	4060	4125

DIMENSIONS

Width	35	Seat Height	18	Arm Height	25%	Weight	59
Depth	27	Seat Depth	19	Back Height	34%	Cubic Ft.	29.1
Height	34%	Seat Width	32	Back Width	32		


- Contrasting fabric option - specify X; see page 706. For list pricing, use your electronic specification tool or contact customer service
- Solid surface available in Grades A, B, C. For Grades B and C list pricing, use your electronic specification tool or contact customer service

TO ORDER, SPECIFY:

1. Model Number
2. Fabric Grade Number
3. Fabric Grade Cover
4. Moisture Barrier
5. Grommet Cutout
6. Arm Cap (when applicable)
7. Frame Color
8. Glides

- See page 705 for Weli options
- See page 715 for COM fabric yardage

1 SEAT LOUNGE



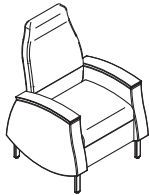
MODEL NO.			ALLIANCE PROGRAM PRICE GRADES								
			A	B	C	D	E	F	G	H	I
			J	K	L	M	N	O	P	Q	R
N81L1AAY	1 Seat Lounge, Poly Arms	\$	2207	2299	2370	2448	2533	2625	2697	2788	2884
			2972	3118	3411	3591	3686	3785	3876	3972	4060
N81L1AAS	1 Seat Lounge, Gr A Solid Surface		2586	2678	2749	2827	2912	3004	3076	3167	3263
			3351	3497	3790	3970	4065	4164	4255	4351	4439

DIMENSIONS

Width	29	Seat Height	19	Arm Height	25¼	Weight	84.4
Depth	29%	Seat Depth	19	Back Height	35½	Cubic Ft.	21.0
Height	35½	Seat Width	21	Back Width	21		

• Solid surface available in Grades A, B, C. For Grades B and C list pricing, use your electronic specification tool or contact customer service

1 SEAT PATIENT LOUNGE



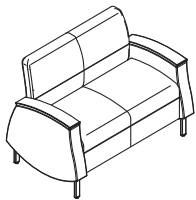
MODEL NO.			ALLIANCE PROGRAM PRICE GRADES								
			A	B	C	D	E	F	G	H	I
			J	K	L	M	N	O	P	Q	R
N81LP1AAY	1 Seat Patient Lounge, Poly Arms	\$	2431	2534	2613	2701	2796	2898	2978	3081	3187
			3286	3449	3776	3978	4084	4194	4297	4403	4502
N81LP1AAS	1 Seat Patient Lounge, Gr A Solid Surface		2809	2912	2991	3079	3174	3276	3356	3459	3565
			3664	3827	4154	4356	4462	4572	4675	4781	4880

DIMENSIONS

Width	29	Seat Height	19	Arm Height	25¼	Weight	95.5
Depth	29%	Seat Depth	19	Back Height	44¼	Cubic Ft.	25.6
Height	44¼	Seat Width	21	Back Width	21		

• Solid surface available in Grades A, B, C. For Grades B and C list pricing, use your electronic specification tool or contact customer service

2 SEAT LOUNGE



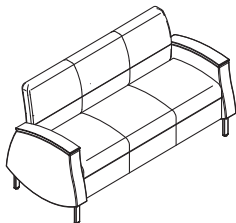
MODEL NO.			ALLIANCE PROGRAM PRICE GRADES								
			A	B	C	D	E	F	G	H	I
			J	K	L	M	N	O	P	Q	R
N81L2AAY	2 Seat Lounge, Poly Arms	\$	2882	3008	3107	3215	3333	3460	3558	3685	3817
			3939	4141	4545	4794	4926	5062	5189	5321	5443
N81L2AAS	2 Seat Lounge, Gr A Solid Surface		3260	3386	3485	3593	3711	3838	3936	4063	4195
			4317	4519	4923	5172	5304	5440	5567	5699	5821

DIMENSIONS

Width	50	Seat Height	19	Arm Height	25¼	Weight	122.8
Depth	29%	Seat Depth	19	Back Height	35½	Cubic Ft.	35.5
Height	35½	Seat Width	42	Back Width	42		

• Solid surface available in Grades A, B, C. For Grades B and C list pricing, use your electronic specification tool or contact customer service

3 SEAT LOUNGE



MODEL NO.			ALLIANCE PROGRAM PRICE GRADES								
			A	B	C	D	E	F	G	H	I
			J	K	L	M	N	O	P	Q	R
N81L3AAY	3 Seat Lounge, Poly Arms	\$	3621	3785	3913	4054	4206	4371	4499	4664	4834
			4993	5255	5780	6103	6274	6451	6616	6786	6945
N81L3AAS	3 Seat Lounge, Gr A Solid Surface		3999	4163	4291	4432	4584	4749	4877	5042	5212
			5371	5633	6158	6481	6652	6829	6994	7164	7323

DIMENSIONS

Width	71	Seat Height	19	Arm Height	25¼	Weight	144.4
Depth	29%	Seat Depth	19	Back Height	35½	Cubic Ft.	50.0
Height	35½	Seat Width	63	Back Width	63		

• Solid surface available in Grades A, B, C. For Grades B and C list pricing, use your electronic specification tool or contact customer service

ELECTRICAL KIT SPECIFICATION GUIDE

Large Model	Power Component Requirement
1 Seat	1 Power Infeed + Grommet
2 Seat (1 or 2 grommet)	1 Power Infeed + Grommet(s)
3 Seat (1 grommet)	1 Power Infeed + Grommet
3 Seat (2 or 3 grommets)	NACEL4KTA1 + Grommets

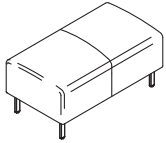
See page 90 for details and pricing

TO ORDER, SPECIFY:

1. Model Number
2. Fabric Grade Number
3. Fabric Grade Cover
4. Moisture Barrier
5. Grommet Cutout
6. Frame Color
7. Glides

- See page 705 for Weli options
- See page 715 for COM fabric yardage

2 SEAT BENCH



MODEL NO.

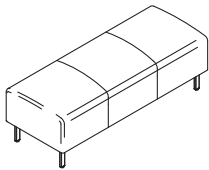
ALLIANCE PROGRAM PRICE GRADES

		ALLIANCE PROGRAM PRICE GRADES									
		A	B	C	D	E	F	G	H	I	
		J	K	L	M	N	O	P	Q	R	
N81B2M	2 Seat Bench	\$ 1380	1429	1466	1508	1553	1601	1639	1688	1738	
		1785	1862	2017	2113	2163	2215	2264	2314	2361	

DIMENSIONS

Width	42½	Seat Height	20	Weight	92.4
Depth	25	Seat Depth	20½	Cubic Ft.	17.5
Height	20½				

3 SEAT BENCH

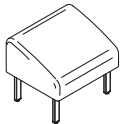


		ALLIANCE PROGRAM PRICE GRADES									
		A	B	C	D	E	F	G	H	I	
		J	K	L	M	N	O	P	Q	R	
N81B3M	3 Seat Bench	\$ 1870	1951	2014	2083	2158	2239	2302	2383	2467	
		2545	2674	2932	3091	3175	3262	3343	3427	3505	

DIMENSIONS

Width	63¾	Seat Height	20	Weight	103.5
Depth	25	Seat Depth	20½	Cubic Ft.	25.9
Height	20½				

OTTOMAN



		ALLIANCE PROGRAM PRICE GRADES									
		A	B	C	D	E	F	G	H	I	
		J	K	L	M	N	O	P	Q	R	
N81D1A	Ottoman	\$ 915	944	967	993	1020	1050	1073	1103	1133	
		1162	1209	1304	1362	1393	1425	1455	1485	1514	

DIMENSIONS

Width	21	Seat Height	20	Weight	25.1
Depth	18	Seat Depth	20½	Cubic Ft.	5.7
Height	18½				


WELI

TO ORDER, SPECIFY:

1. Model Number
2. Laminate/Solid Surface
3. Paint
4. Glides

• See page 705 for Weli options

OVAL TABLE



MODEL NO.

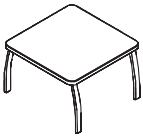
ALLIANCE PROGRAM PRICE GRADES

		GRADE A	GRADE B	GRADE C
N81T2448MGOL	24 x 48, Laminate	\$ 1826		
N81T2448MGOS	24 x 48, Solid Surface	2908	3132	3420

DIMENSIONS

Width	24	Laminate Weight	24
Depth	48	Solid Surface Weight	34
Height	16¼	Cubic Ft.	6.5

FREESTANDING TABLE

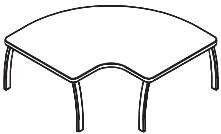


		GRADE A	GRADE B	GRADE C
N81T2424ENL	24 x 24, Laminate	\$ 1244		
N81T2424ENS	24 x 24, Solid Surface	2163	2281	2432

DIMENSIONS

Width	24½	Laminate Weight	24
Depth	25¾	Solid Surface Weight	34
Height	16¼	Cubic Ft.	3.6

90 DEGREE ROUNDED CORNER FREESTANDING TABLE



		GRADE A	GRADE B	GRADE C
N81T3636CNL	Laminate	\$ 1826		
N81T3636CNS	Solid Surface	2908	3182	3535

DIMENSIONS

Width	38¾	Laminate Weight	35
Depth	38¾	Solid Surface Weight	49
Height	16¼	Cubic Ft.	7.4

COM YARDAGE REQUIREMENTS

COM YARDAGE REQUIREMENTS (54" WIDTH – CUT UP THE ROLL)

MODEL	RAILROADED Contact customer service 800-634-9510 for ydg requirements	NON DIRECTIONAL OR SOLID	1"-4" REPEAT	5"-11" REPEAT	12"-18" REPEAT	COL SQUARE FEET
			4" VERTICAL X 4" HORIZONTAL	11" VERTICAL X 11" HORIZONTAL	18" VERTICAL X 18" HORIZONTAL	
N81GAAS, N81GAAY, N81GAM, N81HAAS, N81HAAY, N81RAAS, N81RAAY	Upholstery	1.50	1.90	3.20	4.70	27.3
N81GAASX, N81GAAYX, N81GAMX, N81HAASX, N81HAAYX, N81RAASX, N81RAAYX	Back Seat	1.00 1.00	1.40 1.20	2.30 1.80	2.90 2.70	17.9 17.9
N81PAAS, N81PAAY, N81PAM	Upholstery	1.70	2.40	3.70	4.70	32.2
N81PAASX, N81PAAYX, N81PAMX	Back Seat	1.20 1.00	1.70 1.20	2.80 1.80	3.30 2.70	22.2 17.9
N81GBAS, N81GBAY, N81GBM, N81HBAS, N81HBAY, N81RBAS, N81RBAY	Upholstery	2.50	2.80	3.50	4.70	47.7
N81GBASX, N81GBAYX, N81GBMX, N81HBASX, N81HBAYX, N81RBASX, N81RBAYX	Back Seat	1.60 1.00	1.70 1.30	2.40 1.70	2.90 2.70	30 17.9
N81PBAS, N81PBAY, N81PBM	Upholstery	2.60	3.30	4.10	4.70	50.1
N81PBASX, N81PBAYX, N81PBMX	Back Seat	1.80 1.00	2.30 1.30	3.10 1.70	3.40 2.70	32.2 17.9
N81ACES, N81ACEY, N81GCAS, N81GCAY, N81GCM, N81RCAS, N81RCAY	Upholstery	2.50	3.00	3.50	4.70	47.7
N81ACESX, N81ACEYX, N81GCASX, N81GCAYX, N81GCMX, N81RCASX, N81RCAYX	Back Seat	1.60 1.00	1.80 1.30	2.40 1.70	3.30 2.70	30.0 17.9
N81PCAS, N81PCAY, N81PCM	Upholstery	3.00	3.50	4.50	4.80	57.2
N81PCASX, N81PCAYX, N81PCM	Back Seat	2.10 1.00	2.50 1.30	3.10 1.70	3.80 2.70	39.4 17.9
N81LP1AAY	Complete	3.80	4.80	6.80	8.80	72.1
N81LP1AAYX	Back Seat Arms		2.00 1.10 2.70	2.50 1.90 3.80	3.80 2.20 4.40	25.6 17.3 42.2
N81L1AAY	Complete	3.40	4.60	6.00	7.40	66.0
N81L1AAYX	Back Seat Arms		1.70 1.10 2.70	2.10 1.90 3.80	3.00 3.20 4.40	23.3 17.3 42.2
N81L2AAY	Complete	4.70	5.50	9.10	11.90	90.9
N81L2AAYX	Back Seat Arms		2.50 1.60 2.70	3.90 3.20 3.80	6.00 4.70 4.40	38.3 26.1 42.2
N81L3AAY	Complete	6.10	7.60	10.50	11.00	118.5
N81L3AAYX	Back Seat Arms		3.40 2.20 2.70	4.80 3.50 3.80	5.40 4.20 4.40	18.2 38.9 42.2
N81D1A	Complete	1.20	1.30	1.50	2.70	20.1
N81B2M	Complete	1.80	2.00	4.10	4.80	32.8
N81B3M	Complete	2.70	2.90	4.10	6.30	51.6

