

---

# Confide

## **LOUNGE, FREESTANDING TABLES**

Product Specifications	94
Fabrics and Options	95
Contrasting Fabrics Specifications	96
Product Pages	97

## **GUEST, BARIATRIC, AND TABLES, BENCHES**

Product Specifications	101
Fabrics and Options	102
Contrasting Fabrics Specifications	103
Product Pages	104

## **COM YARDAGE REQUIREMENTS**

107

## CONFIDE PRODUCT SPECIFICATIONS—LOUNGE, FREESTANDING TABLES

### LOUNGE WITH UPHOLSTERED BACK PANELS

#### FRAME CONSTRUCTION

- Interior frame is constructed of plywood with tenon joints that are glued and stapled for maximum joint stability
- Welded leg assembly is screwed within the arm frame assembly
- 12-gauge back brackets are attached to the frame with wood screws

#### FULLY UPHOLSTERED BACK CONSTRUCTION

- 1" of high grade polyurethane foam covers a plywood back panel

#### EXPOSED WOOD BACK CONSTRUCTION

- 1" of high grade polyurethane foam covers a plywood back panel

#### SEAT CONSTRUCTION

- 3¼" of high grade polyurethane foam covers a plywood seat panel
- Easy clean wipe out feature

#### ARMS

- ¾" of high grade polyurethane foam covers a plywood constructed arm frame

#### CONTRASTING FABRIC

- Contrasting fabric available on all models

#### LEGS

- Front and back legs and cross member are made from 7⁄8" x 1¼" 16-gauge elliptical tubular steel. Cross member is joined to the front and back leg with metal inert gas (MIG) welds
- Wall saving design feature

#### TABLET ARM

- ¾" thick MDF core with black 3D Laminate or ¾" plywood core with maple veneer
- Attached with ¼" steel base plate and screws that mount over ¾" diameter insert rod and fits into structure of arm
- Allows for 360° swivel and writing surface of 14" W x 9½" D

#### GLIDES

- Front legs feature a 1" adjustable leveling glide
- Back legs feature a 1" adjustable 1" swivel leveling glide
- Soft glides are available for an additional upcharge

#### ARM CAPS

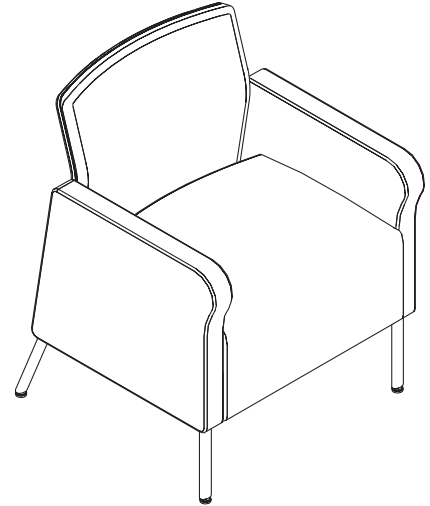
- Available with black protective polyurethane or decorative solid hard maple
- Arm cap is not an option on arm where tablet is specified
- Arm caps cannot be retrofitted to non-arm cap models
- Arm caps are field serviceable

#### FINISHES

- Concrete, Cinder, Iron, Platinum Metallic and Satin Nickel Metallic frames are finished with an electrostatic baked-on powder coat
- Wood components feature a catalyzed top coat that resists denting, peeling and reactions to chemicals
- Can be cleaned with a damp cloth
- When specifying Brighton, Natural, and Sonoma finish, variation in color is acceptable due to the nature of wood characteristics

#### WOOD SPECIES

- Hard maple



### TABLES

#### FRAME CONSTRUCTION

- Table frame is made from 7⁄8" x 1¼" 16-gauge elliptical tubular steel
- Cross members are made from 7⁄8" 16-gauge round tubular steel
- Cross members are joined to the U-bent side members with metal inert gas (MIG) welds

#### TOPS

- Veneer models feature a ¾" molded laminated HDF core slipmatched maple veneer
- Laminate models feature a ¾" molded laminated HDF core with laminate (HPL) top

## SURFACE MATERIALS

See the Kimball Hospitality Surface Materials Reference Guide at [kimballhospitality.com](http://kimballhospitality.com) for a complete overview of our materials program, including:

- Characteristics of wood
- Special wood finishes
- Customer-specified laminate (CSL)
- Customer-specified paint (CSP)
- Fabric application and colorways
- Customer's own material (COM) process overview
- Alliance program

### ALLIANCE FABRIC PROGRAM

Kimball Hospitality has analyzed each model to most accurately reflect the COM/COL yardage requirements shown on page 107.

The yardage requirement for each model is based on 54" W fabric and cutting the fabric up the roll.

If repeat is larger than 18", contact Customer Service to confirm the correct amount of yardage required. When ordering 10 or more chairs in the same COM, yardage requirements may be reduced.

Contact Customer Service.

### PRICE GRADES A-R

See Surface Materials at [www.kimballhospitality.com](http://www.kimballhospitality.com) for a wide variety of graded-in fabrics from Arc-Com, CF Stinson, Designtex, Maharam, Momentum, and Ultrafabrics.

### FABRIC SAMPLES

If you need samples for presentation(s), contact our alliance partners directly at:

Arc-Com	800.223.5466	<a href="http://arc-com.com">arc-com.com</a>
Designtex	800.221.1540	<a href="http://designtex.com">designtex.com</a>
CF Stinson	800.841.6279	<a href="http://cfstinson.com">cfstinson.com</a>
Maharam	800.645.3943	<a href="http://maharam.com">maharam.com</a>
Momentum	800.366.6839	<a href="http://memosamples.com">memosamples.com</a>
Ultrafabrics	877.309.6648	<a href="http://ultrafabricsllc.com">ultrafabricsllc.com</a>

## TABLET ARM

T	3D Laminate, Black
WAC	Wood, Autumn
WAD	Wood, Almond
WCL	Wood, Caramel
WCW	Wood, Cordovan
WDW	Wood, Judicial
WHN	Wood, Honey
WIM	Wood, Brighton
WMC	Wood, Amber
WMH	Wood, Mocha
WNM	Wood, Natural
WPB	Wood, Portobello
WPT	Wood, Portico
WSK	Wood, Skyline
WSM	Wood, Sonoma
WTF	Wood, Truffle
W405	Wood, Designer White
W462	Wood, Cinder
W792	Wood, Sable
W793	Wood, Acorn*

## FINISHES

AC	Autumn	PB	Portobello
AD	Almond	PT	Portico
CL	Caramel	SK	Skyline
CW	Cordovan	SM	Sonoma
DW	Judicial	TF	Truffle
HN	Honey	405	Designer White
IM	Brighton	462	Cinder
MC	Amber	792	Sable
MH	Mocha	793	Acorn*
NM	Natural		

## LAMINATES

AC2	Autumn 2	PB	Portobello
AD	Almond	PT	Portico
CL	Caramel	SK	Skyline
CW	Cordovan	SM	Sonoma
DW	Judicial	TF	Truffle
HN2	Honey 2	405	Designer White
IM	Brighton	462	Cinder
MC	Amber	792	Sable
MH	Mocha	793	Acorn*
NM	Natural		

\*Acorn is the finish and laminate complement to Clear Walnut finish

## ARM CAP

(\$94 upcharge per polyurethane arm cap, \$161 upcharge per wood arm cap)

CAP_U	Polyurethane
CAP_AC	Autumn
CAP_AD	Almond
CAP_CL	Caramel
CAP_CW	Cordovan
CAP_DW	Judicial
CAP_HN	Honey
CAP_IM	Brighton
CAP_MC	Amber
CAP_MH	Mocha
CAP_NM	Natural
CAP_PB	Portobello
CAP_PT	Portico
CAP_SK	Skyline
CAP_SM	Sonoma
CAP_TF	Truffle
CAP_405	Designer White
CAP_462	Cinder
CAP_792	Sable
CAP_793	Acorn*
X	No Cap

## LEG COLORS

423	Concrete
462	Cinder
463	Iron
501	Platinum Metallic
503	Satin Nickel Metallic

## GLIDES

STD	Standard
C10	Soft (add \$30 list)

## TO ORDER CONTRASTING FABRIC, SPECIFY

---

### CONFIDE, LOUNGE

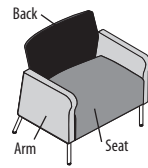
**1 Seat Lounge page 97**

**2 Seat Lounge page 97**

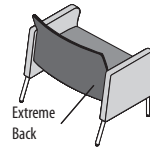
**3 Seat Lounge page 98**

**Bariatric Lounge page 99**

1. Model Number plus "X"
2. Back Fabric Grade Number/Cover Number
3. Extreme Back Fabric Grade Number/Cover Number
4. Seat Fabric Grade Number/Cover Number
5. Arm Fabric Grade Number/Cover Number
6. Tablet and Finish (when applicable)
7. Arm Cap (when applicable)
8. Wood Back Finish Color (when applicable)
9. Leg Color



Contrasting Upholstery



Contrasting Upholstery Back View

**TO ORDER, SPECIFY:**

1. Model Number
2. Fabric Grade Number
3. Fabric Cover Number
4. Tablet and Finish (when applicable)
5. Arm Cap (when applicable)
6. Wood Back Finish Color (when applicable)
7. Leg Color

- See page 95 for Confide options
- See pages 107-108 for COM fabric yardage

**1 SEAT LOUNGE**



Upholstered



Wood Back



Tablet and Arm Cap

**MODEL NO.**

**ALLIANCE PROGRAM PRICE GRADES**


			A	B	C	D	E	F	G	H	I
			J	K	L	M	N	O	P	Q	R
N78LAU	Upholstered Back	\$	2426	2512	2580	2653	2733	2820	2887	2973	3063
			3146	3284	3559	3728	3818	3911	3997	4087	4170
N78LAW	Wood Back		2579	2660	2723	2792	2867	2948	3011	3092	3176
			3254	3383	3641	3800	3884	3971	4052	4136	4214
N78LAUR	Upholstered Back Tablet Right Arm		2720	2806	2874	2947	3027	3114	3181	3267	3357
N78LAUL	Upholstered Back Tablet Left Arm		3440	3578	3853	4022	4112	4205	4291	4381	4464
			2720	2806	2874	2947	3027	3114	3181	3267	3357
N78LAWR	Wood Back Tablet Right Arm		2873	2954	3017	3086	3161	3242	3305	3386	3470
			3548	3677	3935	4094	4178	4265	4346	4430	4508
N78LAWL	Wood Back Tablet Left Arm		2873	2954	3017	3086	3161	3242	3305	3386	3470
			3548	3677	3935	4094	4178	4265	4346	4430	4508

**DIMENSIONS**

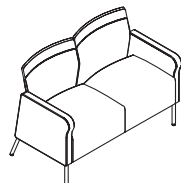
Width	27¼	Seat Height	18½	Arm Height	26	Weight	70
Depth	26%	Seat Depth	19	Back Height	33%	Cubic Ft.	21.8
Height	33%	Seat Width	21½	Back Width	21½	Weight with Tablet	77
						Cubic Ft. with Tablet	21.8

- Contrasting fabric option – specify X (i.e., N78LAUX); see page 96. For list pricing, use your electronic specification tool or contact customer service
- Arm cap is not an option on arm where tablet is specified
- Soft glide option available
- Polyurethane arm cap option available for a \$94 list upcharge per cap
- Wood arm cap option available for a \$161 list upcharge per cap


**2 SEAT LOUNGE**



Upholstered



Wood Back



Tablet and Arm Cap

			A	B	C	D	E	F	G	H	I
			J	K	L	M	N	O	P	Q	R
N78LBU	Upholstered Back	\$	3178	3304	3403	3511	3629	3756	3854	3981	4113
			4235	4437	4841	5090	5222	5358	5485	5617	5739
N78LBW	Wood Back		3491	3610	3702	3803	3913	4032	4125	4243	4367
			4481	4670	5049	5282	5405	5533	5651	5775	5889
N78LBUR	Upholstered Back Tablet Right Arm		3472	3598	3697	3805	3923	4050	4148	4275	4407
N78LBUL	Upholstered Back Tablet Left Arm		4529	4731	5135	5384	5516	5652	5779	5911	6033
			3472	3598	3697	3805	3923	4050	4148	4275	4407
N78LBUB	Upholstered Back Tablet Both Arms		4529	4731	5135	5384	5516	5652	5779	5911	6033
			3765	3891	3990	4098	4216	4343	4441	4568	4700
N78LBWR	Wood Back Tablet Right Arm		4822	5024	5428	5677	5809	5945	6072	6204	6326
			3786	3905	3997	4098	4208	4327	4420	4538	4662
N78LBWL	Wood Back Tablet Left Arm		4776	4965	5344	5577	5700	5828	5946	6070	6184
			3786	3905	3997	4098	4208	4327	4420	4538	4662
N78LBWB	Wood Back Tablet Both Arms		4776	4965	5344	5577	5700	5828	5946	6070	6184
			4077	4196	4288	4389	4499	4618	4711	4829	4953
			5067	5256	5635	5868	5991	6119	6237	6361	6475

**DIMENSIONS**

Width	49	Seat Height	18½	Arm Height	26	Weight	105
Depth	26%	Seat Depth	19	Back Height	33%	Cubic Ft.	37.5
Height	33%	Seat Width	21½	Back Width	21½	Weight with Tablet	119
						Cubic Ft. with Tablet	37.5

- Contrasting fabric option – specify X (i.e., N78LBUX); see page 96. For list pricing, use your electronic specification tool or contact customer service
- Arm cap is not an option on arm where tablet is specified
- Soft glide option available
- Polyurethane arm cap option available for a \$94 list upcharge per cap
- Wood arm cap option available for a \$161 list upcharge per cap

**TO ORDER, SPECIFY:**


1. Model Number
2. Fabric Grade Number
3. Fabric Cover Number
4. Tablet and Finish (when applicable)
5. Arm Cap (when applicable)
6. Wood Back Finish Color (when applicable)
7. Leg Color

- See page 95 for Confide options
- See pages 107-108 for COM fabric yardage


**3 SEAT LOUNGE**

**MODEL NO.**


**ALLIANCE PROGRAM PRICE GRADES**



Upholstered



Wood Back



Tablet and Arm Cap

MODEL NO.			A	B	C	D	E	F	G	H	I
			J	K	L	M	N	O	P	Q	R
			N78LCU	Upholstered Back	\$	4004	4177	4311	4458	4618	4791
			5444	5719	6270	6609	6788	6974	7146	7326	7492
N78LCW	Wood Back		4532	4696	4824	4965	5117	5282	5410	5575	5745
			5904	6166	6691	7014	7185	7362	7527	7697	7856
N78LCUR	Upholstered Back Tablet Right Arm		4298	4471	4605	4752	4912	5085	5220	5392	5572
			5738	6013	6564	6903	7082	7268	7440	7620	7786
N78LCUL	Upholstered Back Tablet Left Arm		4298	4471	4605	4752	4912	5085	5220	5392	5572
			5738	6013	6564	6903	7082	7268	7440	7620	7786
N78LCUB	Upholstered Back Tablet Both Arms		4590	4763	4897	5044	5204	5377	5512	5684	5864
			6030	6305	6856	7195	7374	7560	7732	7912	8078
N78LCWR	Wood Back Tablet Right Arm		4826	4990	5118	5259	5411	5576	5704	5869	6039
			6198	6460	6985	7308	7479	7656	7821	7991	8150
N78LCWL	Wood Back Tablet Left Arm		4826	4990	5118	5259	5411	5576	5704	5869	6039
			6198	6460	6985	7308	7479	7656	7821	7991	8150
N78LCWB	Wood Back Tablet Both Arms		5118	5282	5410	5551	5703	5868	5996	6161	6331
			6490	6752	7277	7600	7771	7948	8113	8283	8442

**DIMENSIONS**

Width	71	Seat Height	18½	Arm Height	26	Weight	140
Depth	26¾	Seat Depth	19	Back Height	33¾	Cubic Ft.	51.8
Height	33¾	Seat Width	21½	Back Width	21½	Weight with Tablet	154
						Cubic Ft. with Tablet	63.9

- Contrasting fabric option – specify X (i.e., N78LCUX); see page 96. For list pricing, use your electronic specification tool or contact customer service
- Arm cap is not an option on arm where tablet is specified
- Soft glide option available
- Polyurethane arm cap option available for a \$94 list upcharge per cap
- Wood arm cap option available for a \$161 list upcharge per cap

**TO ORDER, SPECIFY:**

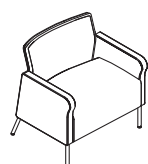
1. Model Number
2. Fabric Grade Number
3. Fabric Cover Number
4. Tablet and Finish (when applicable)
5. Arm Cap (when applicable)
6. Wood Back Finish Color (when applicable)
7. Leg Color

- See page 95 for Confide options
- See pages 107-108 for COM fabric yardage

**BARIATRIC LOUNGE**

**MODEL NO.**

**ALLIANCE PROGRAM PRICE GRADES**



Upholstered



Wood Back



Arm Caps

			A	B	C	D	E	F	G	H	I
			J	K	L	M	N	O	P	Q	R
N78LEU	Upholstered Back	\$	2728	2838	2924	3019	3121	3232	3318	3429	3543
			3650	3826	4179	4396	4511	4630	4741	4855	4962
N78LEW	Wood Back		2945	3048	3127	3215	3310	3412	3492	3595	3701
			3800	3963	4290	4492	4598	4708	4811	4917	5016

**DIMENSIONS**

Width	37	Seat Height	18½	Arm Height	26	Weight	75
Depth	26¾	Seat Depth	19	Back Height	33¾	Cubic Ft.	31.0
Height	35¾	Seat Width	31½	Back Width	31½		

- Meets 500 lb. weight load
- Contrasting fabric option – specify X (i.e., N78LEUX); see page 96. For list pricing, use your electronic specification tool or contact customer service
- Soft glide option available
- Polyurethane arm cap option available for a \$94 list upcharge per cap
- Wood arm cap option available for a \$161 list upcharge per cap

# CONFIDE

## TO ORDER, SPECIFY:

1. Model Number
2. Finish/Laminate Designator
3. Leg Color
4. Glide

• See page 95 for Confide options

### PERSONAL PULL-UP TABLE



MODEL NO.		LIST PRICE
-----------	--	------------

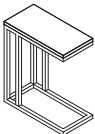
10N1622RTPUW	Wood	\$ 1107
10N1622RTPUL	Laminate	1107

#### DIMENSIONS

Width	22	Weight	32
Depth	13 $\frac{3}{4}$	Cubic Ft.	9.25
Height	28 $\frac{1}{2}$		

- 50 lb. weight limit
- Specify metal finish (423) Concrete, (462) Cinder, (463) Iron, (501) Platinum Metallic, or (503) Satin Nickel Metallic
- Veneer species is maple
- Acorn is the laminate/wood complement to Clear Walnut finish

### PERSONAL PULL-UP TABLE



White Marble

10N1120RTPU2SS	White Marble	\$ 780
10N1620RTPU2SB	Black Marble	780

#### DIMENSIONS - WHITE MARBLE

Width	20	Weight	30
Depth	11	Cubic Ft.	5
Height	25		

#### DIMENSIONS - BLACK MARBLE

Width	20	Weight	30
Depth	16	Cubic Ft.	6.95
Height	25		

- 50 lb. weight limit
- White Marble model has a Platinum Metallic base; Black Marble model has a Cinder base
- 10N1620RTPU2SB top material is Porcelain with pattern Nero Marquina
- 10N1120RTPU2SS top material is Nature Mabel species of Bianco Crown Marble
- Specify model number only



Black Marble

### END TABLE



End Table

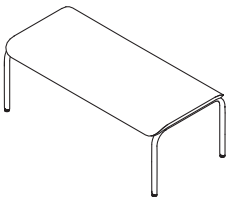
N78SNW	Wood	\$ 1174
N78SNL	Laminate	1174

#### DIMENSIONS

Width	22	Weight	15
Depth	21 $\frac{1}{4}$	Cubic Ft.	6.8
Height	16 $\frac{5}{16}$		

- Soft glide option available

### MAGAZINE TABLE



Magazine Table

N78SMW	Wood	\$ 1826
N78SML	Laminate	1826

#### DIMENSIONS

Width	44	Weight	24
Depth	21 $\frac{1}{4}$	Cubic Ft.	14.2
Height	16 $\frac{5}{16}$		

- Soft glide option available



## CONFIDE PRODUCT SPECIFICATIONS—GUEST, BARIATRIC, AND TABLES, BENCHES

### SIDE SEATING

#### SEAT CONSTRUCTION

- 2" of high grade polyurethane foam covers a plywood seat panel
- Easy clean wipe out feature

#### FULLY UPHOLSTERED BACK CONSTRUCTION

- 1" of high grade polyurethane foam covers a plywood back panel

#### EXPOSED WOOD BACK CONSTRUCTION

- 1" of high grade polyurethane foam covers a plywood back panel

#### ARMS

- Arms are die-cast aluminum available in Cinder, Platinum Metallic and Satin Nickel Metallic

#### FRAME CONSTRUCTION

- Frame is made from  $\frac{7}{8}$ " x  $1\frac{1}{4}$ " 16-gauge elliptical tubular steel
- Cross members are joined with metal inert gas (MIG) welds
- Wall saving design feature

#### CONTRASTING FABRIC

- Contrasting fabric available on all models except benches

#### ARM CAPS

- Black protective polyurethane is standard on all models
- Decorative solid hard maple cap option is available

#### GLIDES


- Front leg features a 1" adjustable leveling glide
- Back leg features a 1" adjustable swivel glide
- Soft glides are available for an additional upcharge

#### FINISHES

- Concrete, Cinder, Iron, Platinum Metallic and Satin Nickel Metallic frames are finished with an electrostatic baked-on powder coat
- Wood components feature a catalyzed top coat that resists denting, peeling and reactions to chemicals
- Can be cleaned with a damp cloth
- When specifying Brighton, Natural, and Sonoma finish, variation in color is acceptable due to the nature of wood characteristics

#### WOOD SPECIES

- Hard maple



### TABLES

#### FRAME CONSTRUCTION

- Table frame is made from  $\frac{7}{8}$ " x  $1\frac{1}{4}$ " 16-gauge elliptical tubular steel
- Cross members are made from  $\frac{7}{8}$ " 16-gauge round tubular steel
- Cross members are joined to the U-bent side members with metal inert gas (MIG) welds

#### TOPS

- Veneer models feature a  $\frac{3}{4}$ " molded laminated HDF core slipmatched maple veneer
- Laminate models feature a  $\frac{3}{4}$ " molded laminated HDF core with laminate (HPL) top

**SURFACE MATERIALS**

See the Kimball Hospitality Surface Materials Reference Guide at [kimballhospitality.com](http://kimballhospitality.com) for a complete overview of our materials program, including:

- Characteristics of wood
- Special wood finishes
- Customer-specified laminate (CSL)
- Customer-specified paint (CSP)
- Fabric application and colorways
- Customer's own material (COM) process overview
- Alliance program

**ALLIANCE FABRIC PROGRAM**

Kimball Hospitality has analyzed each model to most accurately reflect the COM/COL yardage requirements shown on page 107.

The yardage requirement for each model is based on 54" W fabric and cutting the fabric up the roll.

If repeat is larger than 18", contact Customer Service to confirm the correct amount of yardage required. When ordering 10 or more chairs in the same COM, yardage requirements may be reduced.

Contact Customer Service.

**PRICE GRADES A-R**

See Surface Materials at [www.kimballhospitality.com](http://www.kimballhospitality.com) for a wide variety of graded-in fabrics from Arc-Com, CF Stinson, Designtex, Maharam, Momentum, and Ultrafabrics.

**FABRIC SAMPLES**

If you need samples for presentation(s), contact our alliance partners directly at:

Arc-Com	800.223.5466	<a href="http://arc-com.com">arc-com.com</a>
Designtex	800.221.1540	<a href="http://designtex.com">designtex.com</a>
CF Stinson	800.841.6279	<a href="http://cfstinson.com">cfstinson.com</a>
Maharam	800.645.3943	<a href="http://maharam.com">maharam.com</a>
Momentum	800.366.6839	<a href="http://memosamples.com">memosamples.com</a>
Ultrafabrics	877.309.6648	<a href="http://ultrafabricsllc.com">ultrafabricsllc.com</a>

**FINISHES**

AC	Autumn	PB	Portobello
AD	Almond	PT	Portico
CL	Caramel	SK	Skyline
CW	Cordovan	SM	Sonoma
DW	Judicial	TF	Truffle
HN	Honey	405	Designer White
IM	Brighton	462	Cinder
MC	Amber	792	Sable
MH	Mocha	793	Acorn*
NM	Natural		

**LAMINATES**

AC2	Autumn 2	PB	Portobello
AD	Almond	PT	Portico
CL	Caramel	SK	Skyline
CW	Cordovan	SM	Sonoma
DW	Judicial	TF	Truffle
HN2	Honey 2	405	Designer White
IM	Brighton	462	Cinder
MC	Amber	792	Sable
MH	Mocha	793	Acorn*
NM	Natural		

\*Acorn is the finish and laminate complement to Clear Walnut finish

**ARM CAP**

(\$66 upcharge per wood arm cap)

CAP_U	Polyurethane
CAP_AC	Autumn
CAP_AD	Almond
CAP_CL	Caramel
CAP_CW	Cordovan
CAP_DW	Judicial
CAP_HN	Honey
CAP_IM	Brighton
CAP_MC	Amber
CAP_MH	Mocha
CAP_NM	Natural
CAP_PB	Portobello
CAP_PT	Portico
CAP_SK	Skyline
CAP_SM	Sonoma
CAP_TF	Truffle
CAP_405	Designer White
CAP_462	Cinder
CAP_792	Sable
CAP_793	Acorn*

**POWDER COAT PAINTS**

423	Concrete
462	Cinder
463	Iron
501	Platinum Metallic
503	Satin Nickel Metallic

**GLIDES**

STD	Standard
C10	Soft (add \$30 list)

**CONFIDE**

**Guest page 104**

**Patient Guest page 105**

**Bariatric Guest page 105**

1. Model Number plus "X"
2. Back Fabric Grade Number/Cover Number
3. Extreme Back Fabric Grade Number/Cover Number
4. Seat Fabric Grade Number/Cover Number
5. Arm Cap (when applicable)
6. Arm Cap Finish (when applicable)
7. Wood Back Finish Color (when applicable)
8. Frame Color
9. Glides







Back and Seat

# CONFIDE

## TO ORDER, SPECIFY:

1. Model Number
2. Fabric Grade Number
3. Fabric Cover Number
4. Arm Cap (when applicable)
5. Arm Cap Finish (when applicable)
6. Wood Back Finish Color (when applicable)
7. Frame Color
8. Glides

- See page 102 for Confide options
- See pages 107-108 for COM fabric yardage

GUEST	MODEL NO.	ALLIANCE PROGRAM PRICE GRADES									
		A	B	C	D	E	F	G	H	I	
		J	K	L	M	N	O	P	Q	R	
 Upholstered	N78GFMU Armless, Upholstered Back	\$ 1372	1412	1444	1478	1516	1556	1588	1628	1670	
		1709	1774	1903	1982	2024	2068	2108	2150	2189	
 Upholstered	N78GFMW Armless, Wood Back	1530	1568	1597	1629	1664	1702	1732	1769	1809	
		1845	1905	2026	2100	2139	2180	2217	2257	2293	
 Upholstered	N78GFAU Arms, Upholstered Back	1469	1509	1541	1575	1613	1653	1685	1725	1767	
		1806	1871	2000	2079	2121	2165	2205	2247	2286	
 Wood Back	N78GFAW Arms, Wood Back	1628	1666	1695	1727	1762	1800	1830	1867	1907	
		1943	2003	2124	2198	2237	2278	2315	2355	2391	

### DIMENSIONS

Width	24	Seat Height	19	Arm Height	26¾	Armless Weight	46
Depth	23	Seat Depth	20	Back Height	33¾	Arm Weight	48
Height	33½	Seat Width	22½	Back Width	20¾	Cubic Ft.	16.3

- Contrasting fabric option – specify X (i.e., N78GFAUX); see page 103. For list pricing, use your electronic specification tool or contact customer service
- Polyurethane arm caps are standard. Wood arm cap option available for a \$66 list upcharge per cap
- Soft glide option available

**TO ORDER, SPECIFY:**

1. Model Number
2. Fabric Grade Number
3. Fabric Cover Number
4. Arm Cap (when applicable)
5. Arm Cap Finish (when applicable)
6. Wood Back Finish Color (when applicable)
7. Frame Color
8. Glides

- See page 102 for Confide options
- See pages 107-108 for COM fabric yardage

**PATIENT GUEST**



**MODEL NO.**

**ALLIANCE PROGRAM PRICE GRADES**

		A	B	C	D	E	F	G	H	I
		J	K	L	M	N	O	P	Q	R
N78PAU	Upholstered Back	\$ 1712	1761	1798	1840	1885	1933	1971	2020	2070
		2117	2194	2349	2445	2495	2547	2596	2646	2693

**DIMENSIONS**

Width	24	Seat Height	19	Arm Height	26%	Weight	51
Depth	23	Seat Depth	20	Back Height	33%	Cubic Ft.	20.2
Height	44	Seat Width	22½	Back Width	20%		

- Contrasting fabric option – specify X (i.e., N78PAUX); see page 103. For list pricing, use your electronic specification tool or contact customer service
- Polyurethane arm caps are standard. Wood arm cap option available for a \$66 list upcharge per cap
- Soft glide option available

**BARIATRIC GUEST**



Upholstered



Wood Back

		A	B	C	D	E	F	G	H	I
		J	K	L	M	N	O	P	Q	R
N78GEAU	Upholstered Back	\$ 2280	2336	2380	2429	2481	2538	2582	2639	2697
		2752	2842	3023	3134	3193	3254	3311	3369	3424
N78GEAW	Wood Back	2499	2550	2590	2633	2681	2732	2772	2823	2877
		2926	3008	3171	3272	3325	3380	3431	3485	3534

**DIMENSIONS**

Width	34	Seat Height	19	Arm Height	26%	Weight	60
Depth	23	Seat Depth	20	Back Height	33%	Cubic Ft.	24.6
Height	33½	Seat Width	32	Back Width	30%		

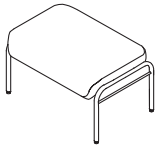
- Contrasting fabric option – specify X (i.e., N78GEAUX); see page 103. For list pricing, use your electronic specification tool or contact customer service
- Polyurethane arm caps are standard. Wood arm cap option available for a \$66 list upcharge per cap
- Meets 500 lb. weight load
- Soft glide option available

**TO ORDER, SPECIFY:**

1. Model Number
2. Fabric Grade Number
3. Fabric Cover Number
4. Arm Cap (when applicable)
5. Arm Cap Finish (when applicable)
6. Frame Color
7. Glides

- See page 102 for Confide options
- See pages 107-108 for COM fabric yardage

**1 SEAT BENCH**



**MODEL NO.**

**ALLIANCE PROGRAM PRICE GRADES**

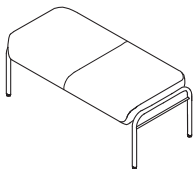
		ALLIANCE PROGRAM PRICE GRADES									
		A	B	C	D	E	F	G	H	I	
		J	K	L	M	N	O	P	Q	R	
N78D1M	Armless	\$ 1126	1155	1178	1204	1231	1261	1284	1314	1344	
		1373	1420	1515	1573	1604	1636	1666	1696	1725	

**DIMENSIONS**

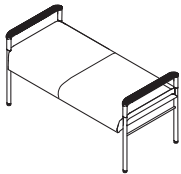
Width	24	Seat Height	18¾	Weight	55
Depth	22½	Seat Depth	22½	Cubic Ft.	8.2
Height	18¾	Seat Width	24		

- Soft glide option available

**2 SEAT BENCH**



Armless



Arms

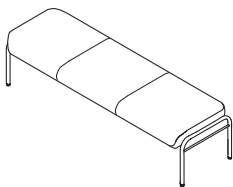
		ALLIANCE PROGRAM PRICE GRADES									
		A	B	C	D	E	F	G	H	I	
		J	K	L	M	N	O	P	Q	R	
N78D2M	Armless	\$ 1450	1499	1536	1578	1623	1671	1709	1758	1808	
		1855	1932	2087	2183	2233	2285	2334	2384	2431	
N78D2A	Arms	1907	1956	1993	2035	2080	2128	2166	2215	2265	
		2312	2389	2544	2640	2690	2742	2791	2841	2888	

**DIMENSIONS**

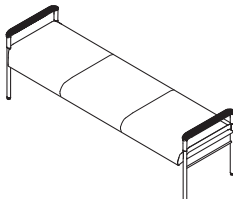
Width	46¾	Seat Height	18¾	Arm Height	24¾	Armless Weight	65
Depth	22½	Seat Depth	22½			Arm Weight	70
Armless Height	18¾	Seat Width	46			Armless Cubic Ft.	20.6
Arm Height	24¾					Arm Cubic Ft.	22.6

- Polyurethane arm caps are standard. Wood arm cap option available for a \$66 list upcharge per cap
- Soft glide option available

**3 SEAT BENCH**



Armless



Arms

		ALLIANCE PROGRAM PRICE GRADES									
		A	B	C	D	E	F	G	H	I	
		J	K	L	M	N	O	P	Q	R	
N78D3M	Armless	\$ 1925	1984	2031	2081	2136	2196	2242	2301	2363	
		2420	2515	2704	2820	2882	2946	3005	3067	3124	
N78D3A	Arms	2413	2472	2519	2569	2624	2684	2730	2789	2851	
		2908	3003	3192	3308	3370	3434	3493	3555	3612	

**DIMENSIONS**

Width	67	Seat Height	18¾	Arm Height	24¾	Armless Weight	75
Depth	22½	Seat Depth	22½			Arm Weight	80
Armless Height	18¾	Seat Width	63			Armless Cubic Ft.	29.7
Arm Height	24¾					Arm Cubic Ft.	32.1

- Polyurethane arm caps are standard. Wood arm cap option available for a \$66 list upcharge per cap
- Soft glide option available

## COM YARDAGE REQUIREMENTS

### COM YARDAGE REQUIREMENTS (54" WIDTH – CUT UP THE ROLL)

MODEL	RAILROADED Contact customer service 800-634-9510 for ydg requirements	NON DIRECTIONAL OR SOLID	1"-4" REPEAT	5"-11" REPEAT	12"-18" REPEAT	COL SQUARE FEET
			4" VERTICAL X 4" HORIZONTAL	11" VERTICAL X 11" HORIZONTAL	18" VERTICAL X 18" HORIZONTAL	
N78PAU		1.80	2.20	2.90	3.00	35.5
N78GEAU		2.10	2.30	3.50	3.90	41.5
N78GEAW		1.90	2.00	3.20	3.50	36.5
N78GFAU, N78GFMU,		1.50	1.70	2.60	2.90	30
N78GFAW, N78GFMW,		1.40	1.50	2.20	2.90	26.5
N78D1M		1.10	1.20	1.30	1.70	21.5
N78D2M, N78D2A		1.80	1.90	2.20	3.20	34
N78D3M, N78D3A		2.20	2.30	2.90	4.70	43
N78PAUX	Back	1.00	1.20	1.20	1.10	20
	Extreme	1.00	1.10	1.20	1.10	19.5
	Seat	0.90	1.00	1.10	1.30	17
N78GEAUX	Back	0.80	0.80	1.40	1.40	14.5
	Extreme	0.70	0.80	0.80	0.90	12.75
	Seat	1.00	1.10	2.10	1.90	20
N78GEAWX	Back	0.60	0.70	1.20	1.30	12
	Extreme	0.60	0.70	0.70	0.90	10.5
	Seat	1.00	1.10	2.10	1.90	20
N78GFAUX, N78GFMUX,	Back	0.80	0.90	1.10	1.00	14.5
	Extreme	0.70	0.80	0.70	0.90	7
	Seat	0.90	1.00	1.10	1.30	17
N78GFAWX, N78GFMWX,	Back	0.60	0.70	0.70	0.90	12
	Extreme	0.60	0.70	0.70	0.90	5
	Seat	0.90	1.00	1.10	1.30	17
N78LAU, N78LAUR, N78LAUL		3.20	3.70	5.90	7.40	61
N78LAUX, N78LAURX,	Seat	1.30	1.30	1.30	2.80	23.5
N78LAULX	Back	1.00	1.00	1.20	1.10	18.5
	Arm	1.80	1.80	2.80	3.90	34
	Extreme Back	0.90	1.00	1.10	1.00	8
N78LAW, N78LAWR, N78LAWL		3.00	3.70	5.90	7.40	57.5
N78LAWX, N78LAWRX, N78LAWLX	Seat	1.30	1.30	1.30	2.80	23.5
	Front Back	0.90	1.10	1.10	1.00	15.5
	Arm	1.80	1.80	2.80	3.90	34
	Extreme Back	0.80	0.90	1.10	1.00	8
N78LBU, N78LBUR, N78LBUL, N78LBUB		4.70	5.90	8.90	11.30	92
N78LBUX, N78LBURX, N78LBULX, N78LBUBX	Seat	1.90	2.60	2.50	5.30	40
	Back	1.70	1.80	2.10	2.10	32
	Arm	1.80	1.80	2.80	3.90	34
	Extreme Back	0.90	1.90	2.10	2.00	17
N78LBW, N78LBWR, N78LBWL, N78LBWB		4.40	5.50	8.70	11.30	87
N78LBWX, N78LBWRX, N78LBWLX, N78LBWBX	Seat	1.90	2.60	2.50	5.30	40
	Front Back	1.50	1.70	2.00	2.00	28
	Arm	1.80	1.80	2.80	3.90	34
	Extreme Back	0.80	1.70	2.00	2.00	14.5
N78LCU, N78LCUR, N78LCUL, N78LCUB		6.40	7.60	12.00	15.80	126
N78LCUX, N78LCURX, N78LCULX, N78LCUBX	Seat	2.80	3.80	3.70	7.80	54
	Back	1.90	2.60	3.00	3.10	35.5
	Arm	1.80	1.80	2.80	3.90	34
	Extreme Back	1.70	2.70	3.00	3.00	33
N78LCW, N78LCWR, N78LCWL, N78LCWB		6.10	7.30	12.00	15.80	118.5
N78LCWX, N78LCWRX, N78LCWLX, N78LCWBX	Seat	2.80	3.80	3.70	7.80	54
	Front Back	1.60	1.80	2.90	3.00	30.5
	Arm	1.80	1.80	2.80	3.90	34
	Extreme Back	1.50	2.50	2.90	3.00	28.5
N78LEU		4.10	4.80	5.90	7.40	78.5

## COM YARDAGE REQUIREMENTS

### COM YARDAGE REQUIREMENTS (54" WIDTH – CUT UP THE ROLL)

MODEL	RAILROADED	NON DIRECTIONAL OR SOLID	1"-4" REPEAT	5"-11" REPEAT	12"-18" REPEAT	COL SQUARE FEET
	Contact customer service 800-634-9510 for ydg requirements		4" VERTICAL X 4" HORIZONTAL	11" VERTICAL X 11" HORIZONTAL	18" VERTICAL X 18" HORIZONTAL	
N78LEUX	Seat	1.30	1.70	1.80	2.80	24
	Back	1.00	1.00	1.20	1.50	18.5
	Arm	1.80	1.80	2.80	3.90	34
	Extreme Back	0.90	1.00	1.10	1.00	17
N78LEW		3.80	4.50	5.90	7.40	74
N78LEWX	Seat	1.30	1.70	1.80	2.80	24
	Front Back	0.90	0.90	1.10	1.40	15.5
	Arm	1.80	1.80	2.80	3.90	34
	Extreme Back	0.80	0.90	1.10	1.00	14.5