
Anora

Product Specifications	46
Fabrics and Options	47
Contrasting Fabrics Specifications	48
Product Pages	49
COM Yardage Requirements	50

ANORA

ANORA PRODUCT SPECIFICATIONS

CONSTRUCTION

- Chairs are available with a maple hardwood veneer wrap
- Wood legs are beech hardwood and available in a variety of wood finishes

CONTRASTING FABRICS

- Contrasting fabric may be specified on inside back, seat, boxing (front) and outside back



SURFACE MATERIALS

See the Kimball Hospitality Surface Materials Reference Guide at kimballhospitality.com for a complete overview of our materials program, including:

- Characteristics of wood
- Special wood finishes
- Customer specified laminate (CSL)
- Customer specified paint (CSP)
- Fabric application and colorways
- Customer's own material (COM) process overview
- Alliance program

ALLIANCE FABRIC PROGRAM

Kimball Hospitality has analyzed each model to most accurately reflect the COM/COL yardage requirements shown on page 50.

The yardage requirement for each model is based on 54" wide fabric and cutting the fabric up the roll.

If repeat is larger than 18", contact Customer Service to confirm the correct amount of yardage required. When ordering 10 or more chairs in the same COM, yardage requirements may be reduced.

Contact Customer Service.

PRICE GRADES A-R

See Surface Materials at www.kimballhospitality.com for a wide variety of graded-in fabrics from Arc-Com, Carnegie, CF Stinson, Designtex, Maharam, Mayer, Momentum, and Ultrafabrics.

FABRIC SAMPLES

If you need samples for presentation(s), contact our alliance partners directly at:

Arc-Com	800.223.5466	arc-com.com
Carnegie	800.727.6770	carnegiefabrics.com
CF Stinson	800.841.6279	cfstinson.com
Designtex	800.221.1540	designtex.com
Maharam	800.645.3943	maharam.com
Mayer	800.428.4415	mayerfabrics.com
Momentum	800.366.6839	memosamples.com
Ultrafabrics	877.309.6648	ultrafabricsllc.com

WOOD FINISHES

PRICE GROUP 1

MC	Amber Cherry
CC	Cordoba Cherry
MH	Mocha Cherry
SC	Sedona Cherry
IM	Brighton Maple
TM	Huntington Maple
ES	Espresso Walnut
MW	Midtown Walnut
TW	Tribeca Walnut
UW	Urban Walnut
AD	Almond Straight Grain
CO	Canyon Straight Grain
DF	Driftwood Straight Grain
YO	Monterey Straight Grain
PB	Portobello Straight Grain
792	Sable Straight Grain
NW	Tuscan Straight Grain

IMPORTANT: Wood finishes applied to solid hardwood are complementary to the same wood finish applied to wood veneer, but not an exact match
Contact Customer Service for more information

TO ORDER CONTRASTING FABRIC, SPECIFY

ANORA

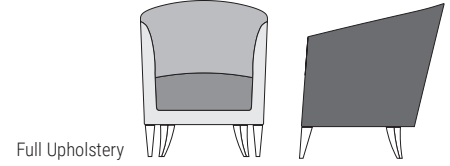
Lounge Chair page 49

Lounge Chair with Wood Wrap page 49

Lounge Loveseat page 49

Lounge Sofa page 49

1. Model Number plus "X"
2. Inside Back Upholstery Grade
3. Inside Back Upholstery Number
4. Seat Upholstery Grade
5. Seat Upholstery number
6. Boxing Upholstery Grade
7. Boxing Upholstery Number
8. Outer Back Upholstery Grade
9. Outer Back Upholstery Number
10. Accent Upholstery Grade (include for chairs with wood wrap only)
11. Accent Upholstery Number (include for chairs with wood wrap only)
12. Wood finish price group
13. Wood finish designator

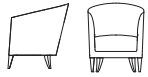


TO ORDER, SPECIFY:

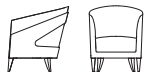
1. Model Number
2. Inside Back Upholstery Grade
3. Inside Back Upholstery Number
4. Seat Upholstery Grade
5. Seat Upholstery number
6. Boxing Upholstery Grade
7. Boxing Upholstery Number
8. Outer Back Upholstery Grade
9. Outer Back Upholstery Number
10. Accent Upholstery Grade (include for chairs with wood wrap only)
11. Accent Upholstery Number (include for chairs with wood wrap only)
12. Wood finish price group
13. Wood finish designator

- See page 47 for Anora options
- See page 50 for COM fabric yardage

LOUNGE CHAIR



Chair



Chair with Wood Wrap

MODEL NO.

ALLIANCE PROGRAM PRICE GRADES

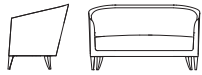
		ALLIANCE PROGRAM PRICE GRADES									
		A	B	C	D	E	F	G	H	I	
		J	K	L	M	N	O	P	Q	R	
KB2L1UW	Chair	\$ 4282	4443	4569	4693	4831	4991	5082	5258	5403	
		5555	5796	6278	6587	6652	6711	6787	6857	7194	
KB2L1WW	Chair with Wood Wrap	4672	4853	4994	5133	5288	5467	5569	5767	5929	
		6100	6370	6910	7257	7330	7396	7481	7560	7937	

DIMENSIONS

Width	27	Seat Height	17½	Arm Height	25¾	Weight	Cubic Ft.
Depth	30¾	Seat Depth	21¼				
Height	32¾	Seat Width	20¾				

- Contrasting fabric option – specify X (i.e., KB2L1UWX); see page 48. For list pricing, use your electronic specification tool or contact customer service
- Chairs with wood wrap feature a section of accent upholstery on the back of the chair that may be specified in a contrasting color

LOUNGE LOVESEAT



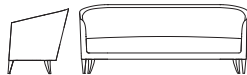
		ALLIANCE PROGRAM PRICE GRADES									
		A	B	C	D	E	F	G	H	I	
		J	K	L	M	N	O	P	Q	R	
KB2L2UW	Loveseat	\$ 5735	6055	6305	6556	6827	7146	7328	7677	7967	
		8267	8748	9710	10318	10449	10570	10720	10860	11532	

DIMENSIONS

Width	56¾	Seat Height	17½	Arm Height	25¾	Weight	Cubic Ft.
Depth	30¾	Seat Depth	21¼				
Height	32¾	Seat Width	50				

- Contrasting fabric option – specify X (i.e., KB2L2UWX); see page 48. For list pricing, use your electronic specification tool or contact customer service

LOUNGE SOFA



		ALLIANCE PROGRAM PRICE GRADES									
		A	B	C	D	E	F	G	H	I	
		J	K	L	M	N	O	P	Q	R	
KB2L3UW	Sofa	\$ 6987	7371	7672	7971	8297	8680	8897	9316	9664	
		10025	10601	11754	12487	12644	12788	12968	13136	13941	

DIMENSIONS

Width	80¾	Seat Height	17½	Arm Height	25¾	Weight	Cubic Ft.
Depth	30¾	Seat Depth	21¼				
Height	32¾	Seat Width	72¾				

- Contrasting fabric option – specify X (i.e., KB2L3UWX); see page 48. For list pricing, use your electronic specification tool or contact customer service

COM YARDAGE REQUIREMENTS

COM YARDAGE REQUIREMENTS (54" WIDTH – CUT UP THE ROLL)

MODEL	RAILROADED Contact customer service 800-634-9510 for ydg requirements	NON DIRECTIONAL OR SOLID	1"-4" REPEAT	5"-11" REPEAT	12"-18" REPEAT	COL SQUARE FEET
			4" VERTICAL X 4" HORIZONTAL	11" VERTICAL X 11" HORIZONTAL	18" VERTICAL X 18" HORIZONTAL	
KB2L1UW	Entire Unit	3.50	5.30	6.20	8.70	69.7
	Inside Back	1.50	1.80	2.40	3.20	30.4
	Seat	1.00	1.50	2.00	2.80	20.5
	Boxing	0.70	0.90	1.00	1.50	13.8
	Outside back	1.80	2.40	3.20	3.40	35.4
KB2L1WW	Entire Unit	4.10	5.60	7.60	9.60	81.4
	Inside Back	1.50	1.80	2.40	3.20	30.4
	Seat	1.00	1.50	2.00	2.80	20.5
	Boxing	0.70	0.90	1.00	1.50	13.8
	Outside back	1.80	2.40	3.20	3.40	35.4
	Accent	0.70	0.90	0.90	1.30	12.2
KB2L2UW	Entire Unit	5.50	8.00	10.30	11.30	109.6
	Inside Back	1.80	2.30	4.00	4.00	35.4
	Seat	1.80	2.80	2.80	4.20	34.9
	Boxing	0.90	1.00	1.30	2.50	17.2
	Outside back	2.40	3.90	4.30	4.50	48.7
KB2L3UW	Entire Unit	8.60	10.50	11.80	12.80	172.1
	Inside Back	2.30	2.80	4.00	4.50	46.5
	Seat	3.20	3.80	5.00	5.00	63.7
	Boxing	0.90	1.50	1.30	2.50	63.7
	Outside back	3.70	4.30	4.80	6.00	72.5