



MACMILLAN CHILDREN'S BOOKS
SEPTEMBER 2020



Highlights



PAN MACMILLAN



BOY Queen

Life's a drag until you try . . .

GEORGE LESTER

Boy Queen [George Lester](#)

Dumplin' meets *Gilmore Girls* in George Lester's sparkling debut YA novel full of big hair, big heels and even bigger hearts.

Fall wig first into a world of big hair, high heels and even higher stakes in George Lester's debut novel *Boy Queen*.

Life's a drag until you try . . .

Robin Cooper's life is falling apart.

While his friends prepare to head off to University, Robin is looking at a pile of rejection letters from drama schools up and down the country, and facing a future without the people he loves the most. Everything seems like it's ending, and Robin is scrabbling to find his feet.

Unsure about what to do next and whether he has the talent to follow his dreams, he and his best friends go and drown their sorrows at a local drag show, where Robin realizes there might be a different, more sequined path for him . . .

With a mother who won't stop talking, a boyfriend who won't acknowledge him and a best friend who is dying to cover him in glitter make up, there's only one thing for Robin to do: bring it to the runway.

- ISBN: 9781529042115
- Format: Paperback
- Genre: Fiction
- Extent: 400

RORY POWER

BURN OUR BODIES DOWN

THERE IS A STRANGER WITH MY FACE

Burn Our Bodies Down

[Rory Power](#)

Burn Our Bodies Down is the second novel from *New York Times* bestselling author Rory Power: an arresting, visceral story of devastating family secrets.

From the author of the *New York Times* bestseller *Wilder Girls* comes a twisty thriller about a girl whose past has always been a mystery - until she decides to return to her mother's hometown, where history has a tendency to repeat itself . . .


Ever since Margot was born, it's been just her and her mother. No answers to Margot's questions. No history to hold on to. Just the two of them, stuck in their run-down apartment, struggling to get along.

But that's not enough for Margot. She wants family. She wants a past. And when she finds a photograph pointing her to a town called Phalene, she leaves. But when Margot gets there, it's not what she bargained for.

Margot's mother left for a reason. But was it to hide her past? Or was it to protect Margot from what's still there?

Burn Our Bodies Down is a blistering horror-thriller from YA author Rory Power that will grip you from its very first page, and won't let you go until long after you've put it down.

- ISBN: 978152022872
- Format: Paperback
- Genre: Fiction
- Extent: 352



In this fairy-tale land, a storm is coming

THE MORNING FLOWER

The
Multimillion
Copy
International
Bestseller

Amanda Hocking

A RETURN TO THE WORLD OF THE TRYLLE SERIES

Omte Origins 02: The Morning Flower

[Amanda Hocking](#)

Welcome to a world in the shadow of our own, a fairy-tale land where the dangers are real . . . In this second book in the Omte Origins trilogy, Amanda Hocking creates a new adventure in her much-loved Trylle universe.

Will she finally discover her true home?


In the beautiful city of Merellä, Ulla, Pan and Eliana made an incredible discovery. Determined to learn more, they embark on a quest that takes them across the world, to find an ancient city that may hold the key to Ulla's heritage. But powerful enemies are close behind – and they're catching up fast.


While Ulla and Pan race to unlock the past, they discover an earth-shattering secret. This will challenge everything they thought they knew about the troll world. And Eliana must make a difficult choice, with far-reaching consequences. As their enemies draw closer, even the strongest bonds of friendship will be tested. But will they break at last?

'Addictive' - *Guardian* on the Trylle trilogy

'Drew me in and kept me hooked' - *Sunday Express* on the Trylle trilogy

- ISBN: 9781529001327
- Format: Paperback
- Genre: Fiction
- Extent: 352





Ninja!

[Arree Chung](#)

A brilliantly funny, action-packed picture book about a little boy who pretends to be a Ninja.

A brilliantly funny, action-packed picture book about. . .Ninjas!

Maxwell is a Ninja. He must be strong, courageous and silent.

Maxwell's mission? To creep through the house, past the sleeping dad, and claim the chocolate biscuits and the sacred cup.

There may be obstacles, like baby sisters who do not know the way of the Ninja. But have no fear! A true Ninja can overcome all challenges.

This wonderfully funny story, with fun, comic-book style illustrations, will appeal to all want-to-be Ninjas.


Written and illustrated by Arree Chung, winner of the Federation of Children's Book Award in the Books for Younger Children category

- There has been a noticeable increase in the popularity of ninjas among the 4-6 age group
- Colourful, comic book-style illustrations
- 'High-flying fun to be read aloud or independently.' Kirkus Reviews
- 'Action-packed fun for wee little ninjas everywhere.' Booklist

- ISBN: 9781529031379
- Format: Paperback
- Genre: Fiction
- Extent: 40




I AM A
NINJA!



A **ninja** needs

a thick
ninja **stick**.



sticky
ninja **gloves**.



silent ninja
footwear.




an
unbreakable
ninja
rope,



and a
bouncy ninja
paddle.





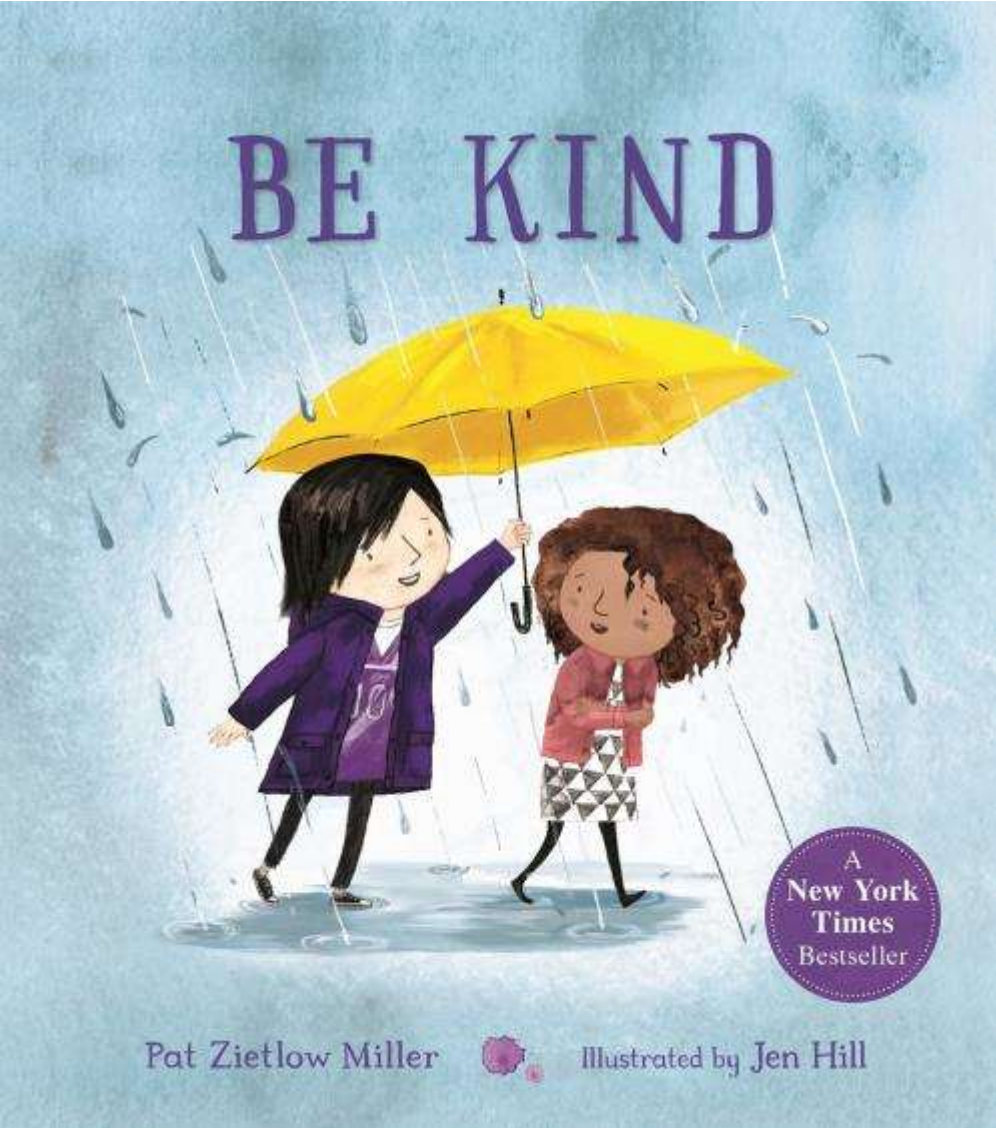
A ninja sneaks.

creeps.

tumbles.

hides.

and is
fast on his feet.



Be Kind

[Pat Zietlow Miller](#), [Jen Hill](#)



The *New York Times* bestseller that teaches children what it means to be kind. What does it mean to be kind?

When Tanisha spills grape juice all over her new dress, her classmate contemplates how to make her feel better and what it means to be kind. From asking the new girl to play to standing up for someone being bullied, this moving and thoughtful story explores what a child can do to be kind, and how each act, big or small, can make a difference - or at least help a friend.

With award-winning author Pat Zietlow Miller's gentle text and Jen Hill's irresistible art, *Be Kind* is an unforgettable story about how simple acts can change the world.

- A thought-provoking text, designed to show young children the importance of being kind to others
- Beautiful illustrations, depicting the characters' emotions with compassion and charm



- ISBN: 9781529041903
- Format: Paperback
- Genre: Fiction
- Extent: 32


All
over
her
new
dress.



Everyone laughed.
I almost did, too.
But Mum always tells me
to be kind, so I tried.

I don't think it worked.
I said:

PURPLE is MY
FAVOURITE COLOUR.



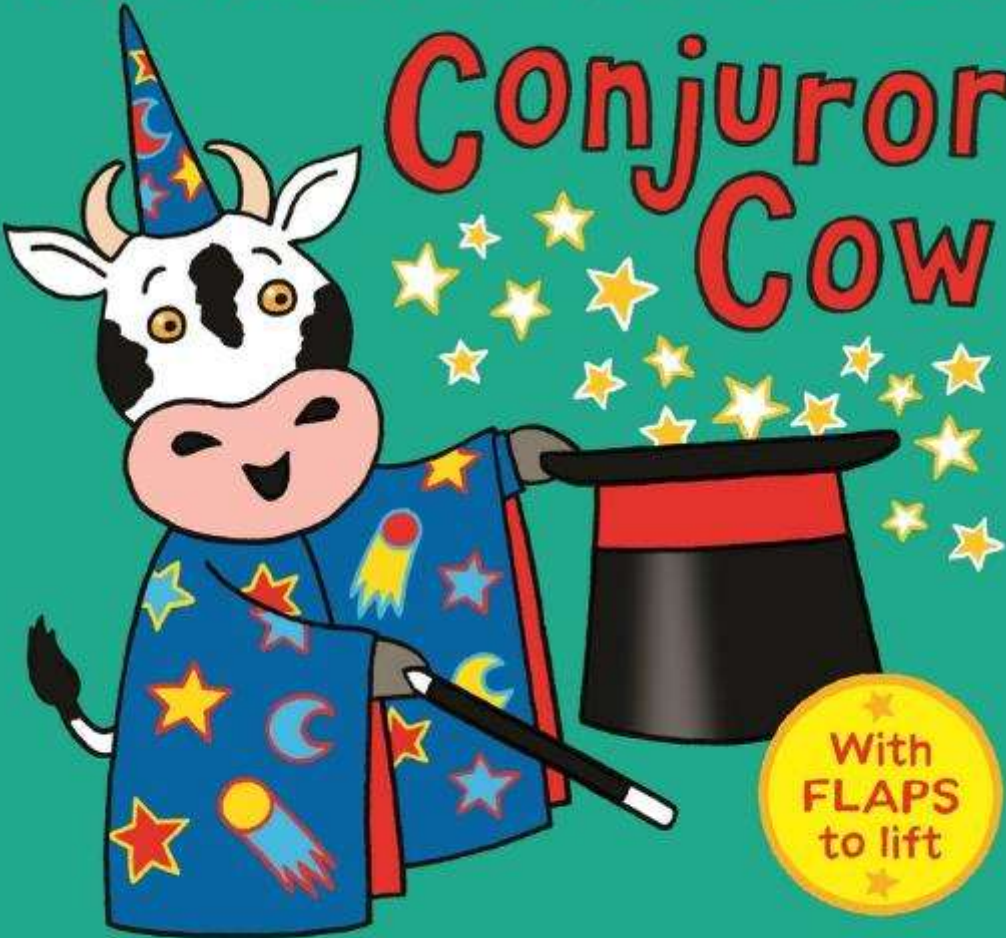
I thought Tanisha would smile.
But she ran into the hall instead.



When she came back,
snack time was over.
She put on her art smock
and didn't look at anyone.

Julia Donaldson • Nick Sharratt

Conjuror Cow



Conjuror Cow

[Julia Donaldson](#), [Nick Sharratt](#)








A magical lift-the-flap board book by the author of *The Gruffalo*
Conjuror Cow is a brilliantly funny lift-the-flap board book by Julia Donaldson, author of *The Gruffalo*, and Nick Sharratt, illustrator of *You Choose*.

*Everyone's waiting, the lights have gone low.
So open the curtains and on with the show!*


It's Conjuror Cow's big night and she is feeling nervous - will she be able to pull a white rabbit out of her hat? Lift the flaps to see what she makes appear instead. A bunch of flowers? A pig? And lots of pants?! Find out if she manages to wave her wand and save the magic show.

- A brilliantly funny rhyming story by the bestselling Julia Donaldson
- With bright, playful illustrations by Nick Sharratt, illustrator of *You Choose*
- Chunky board format with flap to lift on every spread - perfect for pre-schoolers



- ISBN: 9781509838561
- Format: Board Book
- Genre: Fiction
- Extent: 12

Everyone's waiting.
The lights have gone low.
So up with the curtain . . .




Everyone's waiting.
The lights have gone low.
So up with the curtain ...

... and on with
the show!



The Gruffalo Touch and Feel Book



Based on the favourite picture book by
Julia Donaldson and Axel Scheffler

The Gruffalo Touch and Feel Book



[Julia Donaldson](#), [Axel Scheffler](#)

A chunky touch and feel book based on the bestselling modern classic, *The Gruffalo*. Touch the Gruffalo's terrible tusks, feel his knobby knees and tickle his purple prickles with this interactive touch and feel book based on the bestselling picture book.

Perfect for young Gruffalo fans, *The Gruffalo Touch and Feel Book* is part of an exciting range of books for toddlers, featuring Julia Donaldson and Axel Scheffler's iconic creation, the Gruffalo. Specially designed to appeal to even the youngest child, simple patterns and bright colours combine with Axel Scheffler's instantly recognizable artwork to keep preschool children entertained for hours.

- The first title in a planned refresh of the My First Gruffalo series, bringing this ever-popular novelty format back into print.
- *The Gruffalo* and *The Gruffalo's Child* have together sold over 17 million copies and have been translated into eighty-six languages.

- ISBN: 9781529031379
- Format: Board Book
- Genre: Fiction
- Extent: 12



He has terrible tusks,
and terrible claws,




And terrible teeth
in his terrible jaws.

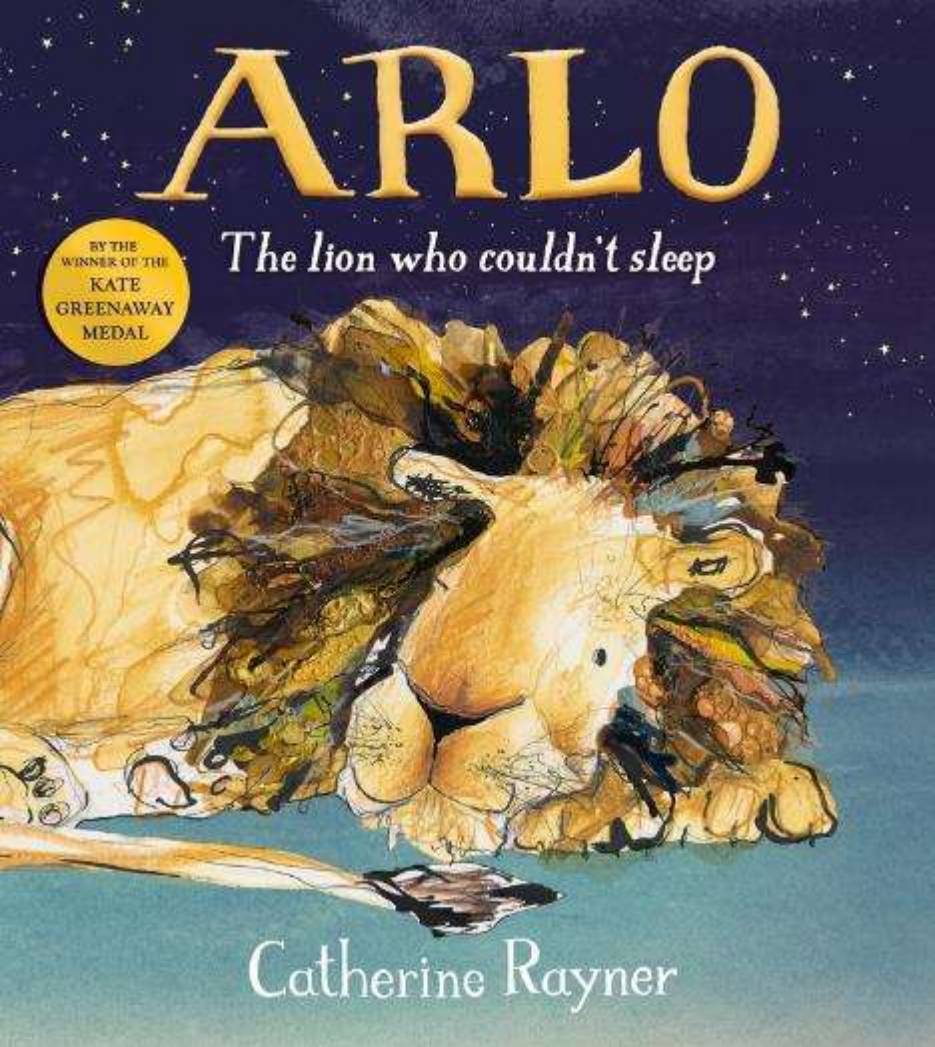
He has knobbly knees,
and turned-out toes,



The great brown bear knobbly knees!

Picture Books





Arlo The Lion Who Couldn't Sleep

[Catherine Rayner](#)

A dreamy picture book that's perfect for bedtime, from the award-winning Catherine Rayner

Arlo The Lion Who Couldn't Sleep is a beautifully illustrated story with a gentle mindfulness message from Kate Greenaway Medal winner Catherine Rayner - ideal for bedtime, and especially helpful for little ones who have trouble going to sleep.


Arlo the lion is exhausted. He just can't drop off, no matter what he tries. It's either too hot, or too cold; too loud or too quiet. But then he meets Owl. She can sleep through the day, which isn't easy when most other animals are awake! Will Arlo ever get any rest? Perhaps his new friend has some special tricks she can teach him ...

- ISBN: 9781509804207
- Format: Hardback
- Genre: Fiction
- Extent: 32

Arlo was a very tired lion.


He had tried everything but he could NOT get to sleep.



A painting of a savanna scene. In the foreground, a lioness is lying down, looking towards the right. In the background, a large, gnarled tree with green and yellow leaves stands prominently. Several blue birds are perched on the tree's branches. In the bottom right corner, a lion family is huddled together, including a male lion with a large mane and several cubs. The overall color palette is warm, with yellows, oranges, and greens.

The grass was too prickly and
the earth was too hard.
The trees were too noisy but
the desert was too quiet.

The sun was too hot but
the night was too cold.
His family were warm but
they wriggled too much.



Solomon and Mortimer

[Catherine Rayner](#)


Solomon Crocodile is back for another adventure! And this time, he's not on his own

...

Solomon Crocodile and his friend Mortimer are bored. They want to find some fun, but what can they do? Tree-climbing is tricky, chasing lizards doesn't end well and flying turns out to be a lot harder than it looks. But then they spot the biggest hippo in the river. Just imagine the splash he'd make if two naughty crocodiles were to surprise him! But Solomon and Mortimer are about to get a whole lot more than they bargained for . . .

Sure to delight fans of the original *Solomon Crocodile*, which has sold over 100,000 copies worldwide, *Solomon and Mortimer* is a warm, funny and charming tale from the Kate Greenaway Medal winning Catherine Rayner, which young children will ask for again and again.


- ISBN: 9781529021189
- Format: Paperback
- Genre: Fiction
- Extent: 32

An illustration of a river scene. In the foreground, a blue fish with white spots and a white eye is swimming towards the left. In the background, a brown fish with white spots and a white eye is swimming towards the right. The river is surrounded by tall reeds and grasses in shades of green and yellow. The water is light blue with some white ripples.


It's another calm day on
the banks of the river.

But it won't stay that
way for long because...

Uh oh, here come two
bored little crocodiles.



It's Solomon and Mortimer,
and they're looking for some fun.



Solomon Crocodile R/I

[Catherine Rayner](#)

Uh oh. Here comes trouble . . .

Poor Solomon is looking for some fun but no one wants to play. The dragonflies tell him to buzz off, the storks get in a flap, and the hippo?

Well, the less said about the hippo, the better! But then somebody else starts causing trouble . . . and for once it is NOT Solomon. Could it be the perfect pal for a lonely crocodile?

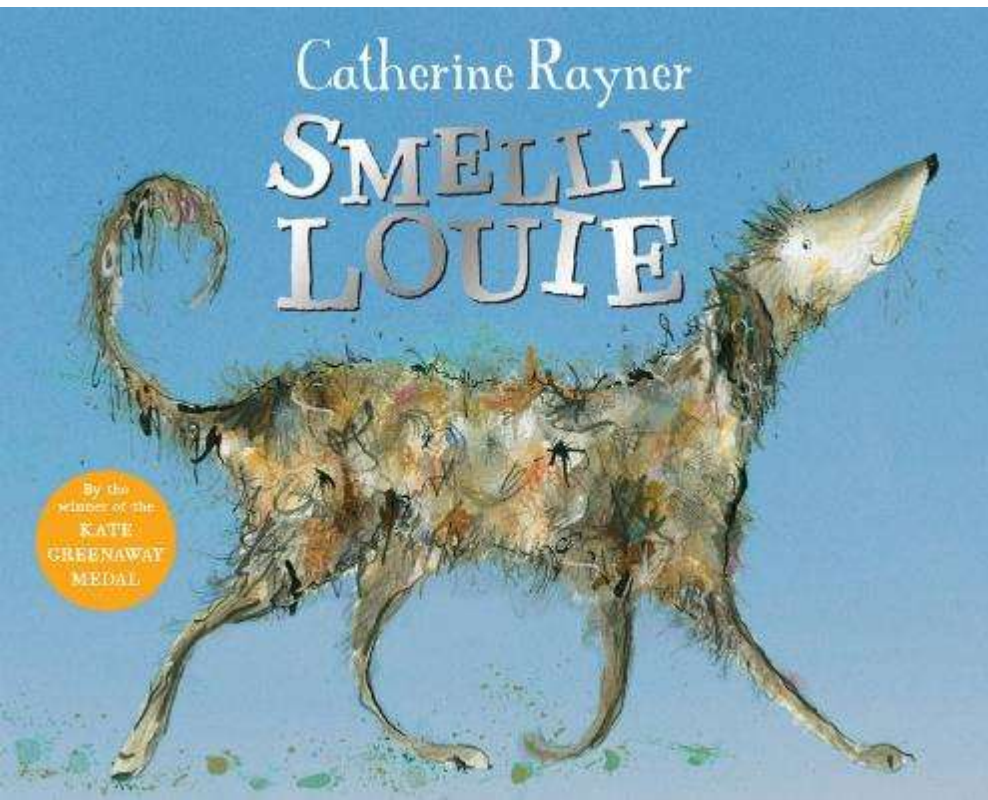
- ISBN: 9781529021196
- Format: Paperback
- Genre: Fiction
- Extent: 32



All is peaceful on the banks of the river. Everyone is relaxing in the morning sun, until...



Uh oh, here comes trouble!



Smelly Louie R/I [Catherine Rayner](#)


Join in the fun with Smelly Louie, the smelliest dog you'll ever meet, with this action-packed adventure from the award-winning creator of *Solomon Crocodile*.

Join the smelliest dog you'll ever meet on his quest to find his Special Smell in this brilliantly funny picture book adventure from the award-winning Catherine Rayner.

Louie the dog has just had a bath - and he is NOT happy about it. He smells all wrong. Determined to get his Special Smell back, he goes on a hunt for it and meets lots of smelly things along the way - a fox, some interesting dustbins and a marvellously muddy puddle to roll in. Will he ever get his smell back? And, more importantly, will he be able to keep it this time . . . ?


Smelly Louie is a wonderfully funny and very messy story from the CILIP Kate Greenaway Medal-winning Catherine Rayner, illustrator of *The Go-Away Bird* by Julia Donaldson. Full of Catherine's trademark humour and richly-textured artwork, this funny canine tale will be a sure-fire hit with children and adults alike.

- ISBN: 9781529021257
- Format: Paperback
- Genre: Fiction
- Extent: 32




Louie had just had a bath.

He smelt of roses and apple blossom,
and he was **NOT** happy about it!



Something was missing.
His own Special Smell had gone . . .

and he wanted it back.



I can roar like a Dinosaur

[Karl Newson](#), [Ross Collins](#)



Humour, dinosaur silliness, a meerkat, a warthog - the perfect read-aloud treat! But can anyone roar like a Dinosaur?!

A laugh-out-loud funny picture book, starring the small but mighty Mouse!

Mouse might be teeny-tiny-titchy-witchy, but she's determined to show the other animals that *anyone* can roar like a dinosaur. With the help of her trusty "How to Roar Like a Dinosaur" book, Mouse gets to work getting her dino-roar back, much to the bemusement of the chattering meerkat, the grunting warthog and the ruk-ruking chameleon . . . But what's that coming up behind them, with a *really* loud ROAR?!

The follow-up to the hilarious *I am a Tiger* and *I am not an Elephant*, written by Karl Newson and illustrated by Amnesty CILIP Award winning artist, Ross Collins.

- Laugh-out-loud follow-up to *I Am a Tiger* and *I Am Not an Elephant*
- From the award-winning illustrator Ross Collins and hugely talented author Karl Newson
- Starring the same small-but-mighty Mouse – but can she really ROAR?



- ISBN: 9781529008548
- Format: Paperback
- Genre: Fiction
- Extent: 32

I can **ROAR!** like a dinosaur.

No you can't.

You're teeny-tiny-
titchy-witchy!

You can't scare me.



Oh yes I can . . .
I'm a **DINOSAUR**.



OH NO!


I think I've lost
my Dino-ROAR.
My scary-ness.
My . . . me!



If only I had . . .

MORAG HOOD

BRENDA
IS A
SHEEP



Brenda Is a Sheep

[Morag Hood](#)

Brenda Is A Sheep is a massively mischievous and heart-warming story about being accepted, from Morag Hood – the award-winning creator of *The Steves*, *I Am Bat*, *Aalfred and Aalbert*, and author of *Sophie Johnson: Unicorn Expert*.


Brenda **says** she is a sheep, but why does she look so different from her fluffy friends? All the sheep adore Brenda. With her sharp pointy teeth and cool grey fur, she's the snazziest sheep around. But Brenda is also very hungry, and doesn't much like the taste of grass . . . she soon begins plotting the most delicious feast of all. But will the sheep notice that Brenda isn't quite the same as them?

A hilarious twist on the classic wolf-in-sheep's-clothing fable.

- Morag Hood's expertise at creating hilarious, tight concept books for 3- and 4-year-olds is more or less unsurpassed. Her bold, four-colour artwork in greens and oranges with grey and white is beautiful and striking, and the idea of a wolf in sheep's clothing - and the unexpected friendship between the wolf and the sheep - is perfect

- ISBN: 9781509842971
- Format: Paperback
- Genre: Fiction
- Extent: 22

These are sheep.




This is also a sheep.



This sheep is called Brenda.
Brenda has a very nice woolly jumper.

Brenda does all the
things that sheep do ...



... because Brenda is a sheep.



Rebecca Cobb

Hello, Friend!



Praise for Rebecca Cobb
"Cobb's illustrations capture the joy of childhood"
The Sunday Times

Hello Friend!

[Rebecca Cobb](#)

An irresistibly charming, relatable and light-hearted story about first friendships from star author-illustrator Rebecca Cobb.

A beautifully illustrated, wittily observed picture book about kindness, empathy and friendship from the award-winning Rebecca Cobb.

Hello Friend! tells the story of one big-hearted and enthusiastic little girl who is insistent on making friends with a certain little boy. And why wouldn't he want to be friends with her? She's very good at sharing - even if it's a sandwich that he doesn't like. And she's certain that playing outside is their favourite thing to do, even if he is not so sure. But while he doesn't seem keen on many of the things that she loves to do, there is one thing he's very keen on after all . . . being friends.

- ISBN: 9781447250524
- Format: Paperback
- Genre: Fiction
- Extent: 32





Hello,
friend!



I love to play with my friend.

We play
all sorts
of things.



We love to
jump around,



and go fast
on the bike.



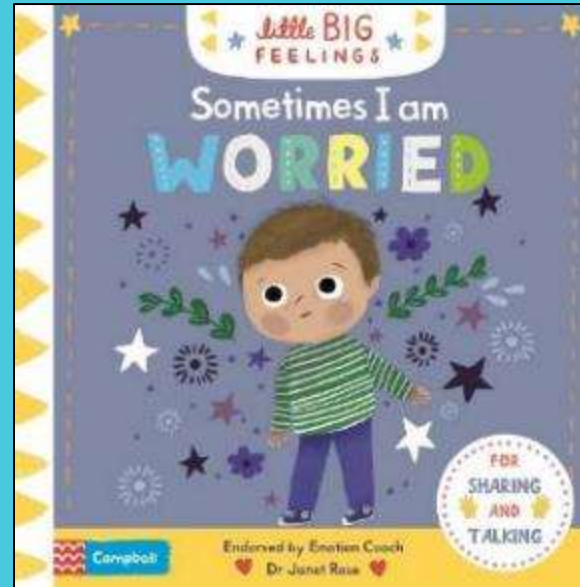
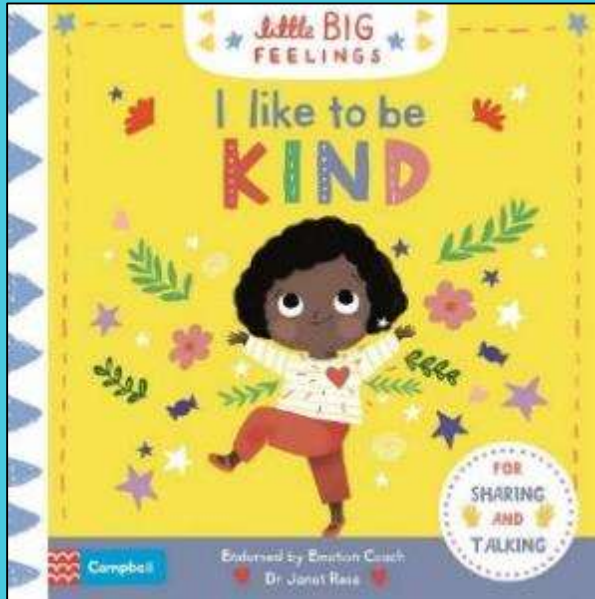
I show my friend how to build
tall towers. He's doing very well.





Campbell

little BIG FEELINGS



- Explore feelings safely, with gentle stories and interactive novelties, including flaps, sliding tabs and a wheel
- Enables adults to understand the importance of emotional intelligence and its link to behaviour in children
- A novelty board book introducing emotional intelligence to young children, with tips for parents and carers from an Early Years expert

Ages 0 - 5

LITTLE BIG FEELINGS

I Like to be Kind

Helping each other

Max is helping his little sister Lola look for her favourite teddy but they can't find it anywhere.



This is a kind thing to do.

Amara and Ruby are good friends.
Amara is making sure Ruby doesn't get wet.



She is thinking about how Ruby might feel.

LITTLE FEELINGS

I am Worried

Starting to worry





Maya is having a sleepover at her cousin Lucas's house.
She is thinking about all the things she would like to do.

This is Maya's first ever sleepover and she starts to worry. Slowly her worry grows, just like a plant grows.





Everybody worries sometimes.

My First Heroes



- A novelty board book for pre-schoolers, introducing them to explorers who changed the world.
- With scenes to explore, fun facts to learn, bright, bold illustrations, and push, pull and slide mechanisms
- Publishing into the STEAM trend for stories about historical figures and role models for younger readers



My First Heroes Eco Warriors



My First Heroes

Explorers



My Favourite Unicorn


[Campbell Books](#)

A novelty lift-the-flap board book for older babies with a wheel to choose your favourite unicorn.

In *My Favourite Unicorn*, older babies and toddlers can have lots of fun lifting the peekaboo flaps to discover what each unicorn is doing. There is a rhyme to share, recap questions and a wheel to turn.

With appealing and stylish illustrations from Sarah Andreacchio, *My Favourite Unicorn* is sure to focus and engage even the youngest of children.

- ISBN: 9781529037760
- Format: Board Book
- Genre: Non-Fiction
- Extent: 10



My Favourite
Unicorn








My Favourite Unicorn

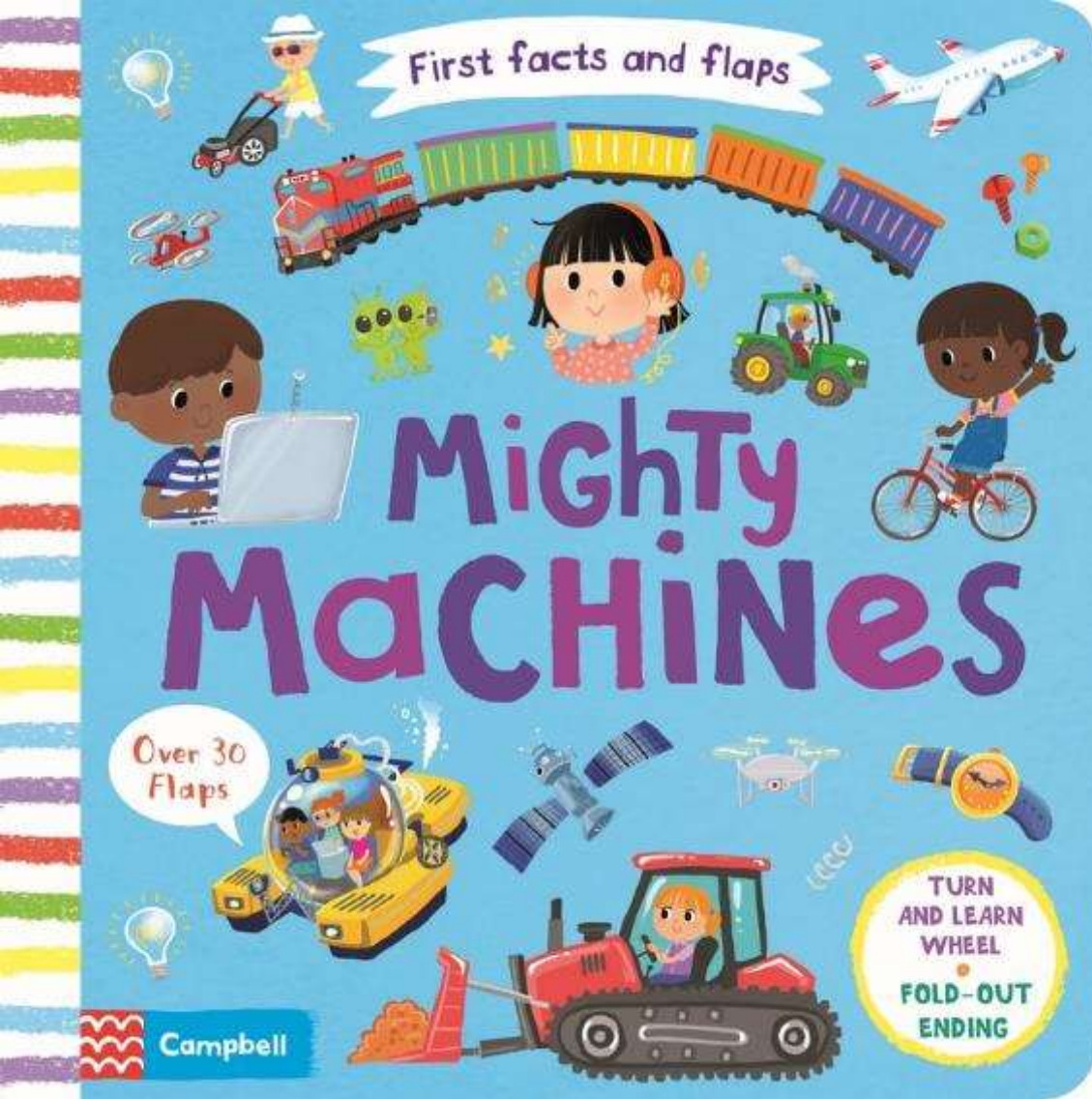


Rainbow
unicorn,
trotting by!

Campbell

Backlist





Mighty Machines

[Campbell Books](#)

A fact-filled introduction to machines for pre-schoolers, with over thirty flaps, a turn-and-learn wheel and foldout ending.


First Facts and Flaps: Mighty Machines is jam-packed with fun information, incorporating STEM (Science, Technology, Engineering and Maths) topics. With over thirty flaps, a turn-and-learn wheel and a foldout ending, children will love learning in a hands-on, playful way.

Find out about all kinds of machines from seesaws and ramps to machines that can deliver your pizza or explore outer space!

Pairing bold, colourful scenes from illustrator Lon Lee with rhyming text and a page of informative fun facts, this is the perfect novelty book for children just starting to find out more about the world around them.

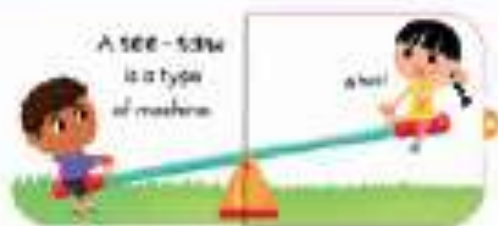
- ISBN: 9781529025279
- Format: Board Book
- Genre: Non-Fiction
- Extent: 10

First Facts and Flaps Mighty Machines



Simple machines

Simple machines
make jobs easier.
Like an axe for
cutting things!



WHEEL machines could you
use to move heavy things?



The pyramids in
Egypt might have been
built using levers
and ramps.



HALE A GO!

Think of two things
to build in your
perfect townhouse.

First Facts and Flaps Mighty Machines

Machines are great at helping you.
They make jobs easier to do.



They don't all come with plugs and wires -
They can be things like slides and levers!

Simple machines



Simple machines make jobs easier.
Like an axe for cutting wood!




It's called a lever.



WHEELS

Truck	Roller	Tricycle
		

THE PYRAMIDS IN EGYPT MIGHT HAVE BEEN BUILT USING LEVERS AND RAMP.




HAVE A GO!
Think of two things to build perfectly.

Collection Of Stories

A large, stylized red shape with a white outline, resembling a wave or a stylized letter 'P', occupies the bottom half of the page. It has a central dip and rounded ends.

PAN MACMILLAN



Aesop's Fables, Retold by Elli Woollard

[Elli Woollard](#)

A beautifully illustrated and rhyming retelling of a selection of Aesop's Fables.

A beautiful gift edition of Aesop's Fables featuring eight classic stories, charmingly retold in rhyming verse with stunning illustrations.

Bringing together the incredible talents of award-winning illustrator and Booktrust Time to Read favourite, Marta Altés and author and poet, Elli Woollard, this unique collection of Aesop's Fables is a fresh and funny take on an enduring classic. Richly illustrated throughout by Marta Altés, author of *Little Monkey*, this is perfect for new and younger readers and will delight children and adults alike.

Meet the town mouse and his country cousin, discover what happens to the boy who cried wolf one too many times and find out just how the tortoise beat the boastful hare.

A perfect companion title to *Just So Stories*, created by the same winning team.

- ISBN: 9781509886685
- Format: Paperback
- Genre: Fiction
- Extent: 96

Two Travellers and the Bear

There once were two travellers, one of them tall,
The other one teensily weensily small,
Who strolled through the woods on a sunshiny day
And they sang to themselves as they marched on their way:
"We're friends forever! Friends for life!
Friends through trouble and friends through strife!
It's you for me, and it's me for you,
And we always face danger together,
we . . . OOOOOOOOOO!"

For what was that THUDDING, that THUMPING,
that CRASHING?
Why were the branches all SNAPPING and SMASHING?
"Look!" whimpered Small. "Can you see, over there?
It's hairy! It's scary! Oh yikes, it's a . . . BEAR!"
"Aaargh!" shouted Tall, and as quick as could be
He went shakily shimmying straight up a tree!

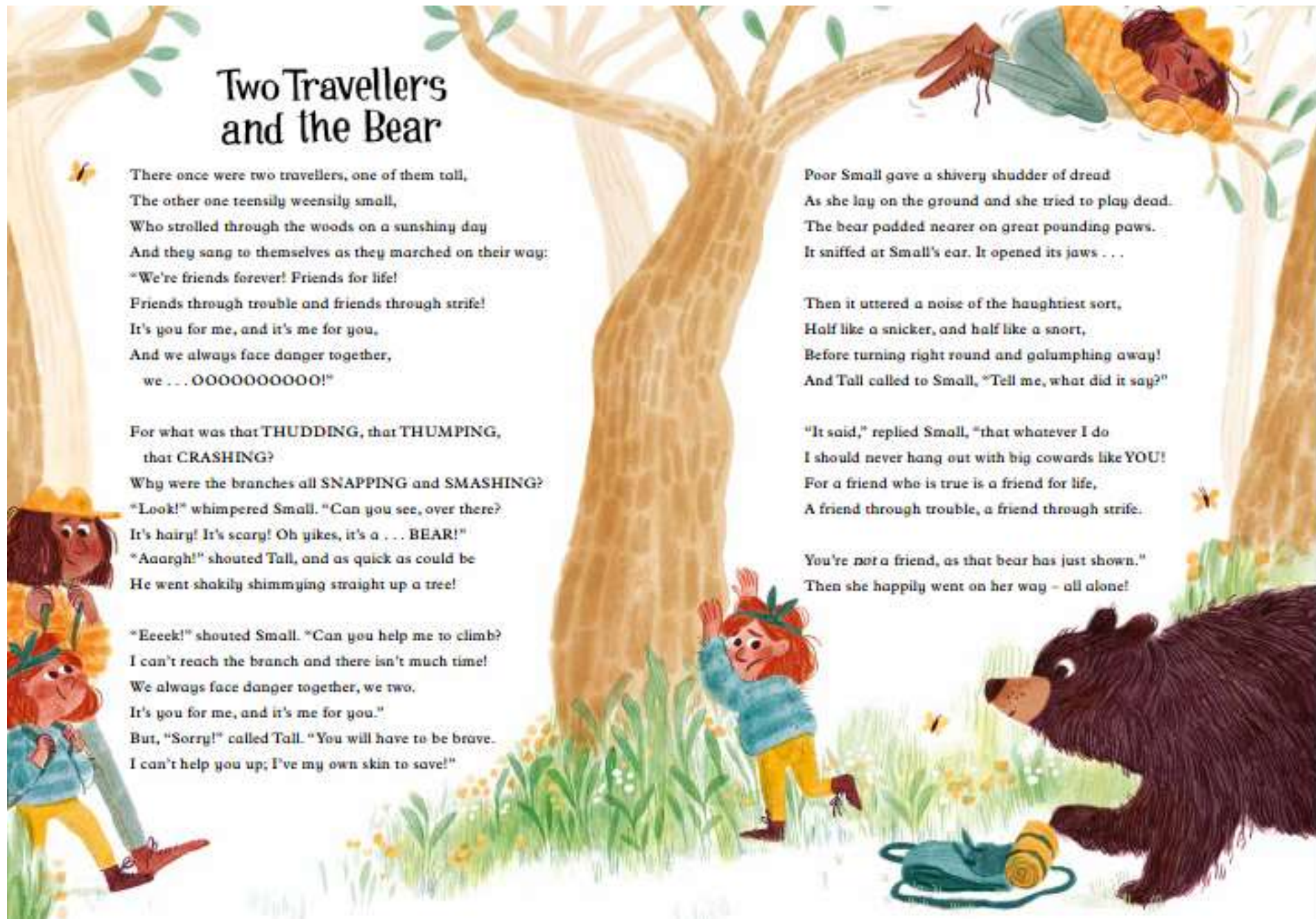
"Eeeek!" shouted Small. "Can you help me to climb?
I can't reach the branch and there isn't much time!
We always face danger together, we two.
It's you for me, and it's me for you."
But, "Sorry!" called Tall. "You will have to be brave.
I can't help you up; I've my own skin to save!"

Poor Small gave a shivery shudder of dread
As she lay on the ground and she tried to play dead.
The bear padded nearer on great pounding paws.
It sniffed at Small's ear. It opened its jaws . . .

Then it uttered a noise of the haughtiest sort,
Half like a snicker, and half like a snort,
Before turning right round and galumphing away!
And Tall called to Small, "Tell me, what did it say?"

"It said," replied Small, "that whatever I do
I should never hang out with big cowards like YOU!
For a friend who is true is a friend for life,
A friend through trouble, a friend through strife.

You're ~~not~~ a friend, as that bear has just shown."
Then she happily went on her way – all alone!






The Hare and the Tortoise



*Hares can run swiftly; they're nimble and fast,
While tortoises trudge and they tend to come last.
So hares are the heroes! But is that correct?
The winner's not always the one you expect.*



One Day in Wonderland

Various

An exploration of Lewis Carroll's story, beautifully illustrated by the talented Júlia Sardà.

A joyful, playful celebration of Lewis Carroll's love of language combined with an introduction to his life and the origin of *Alice's Adventures in Wonderland*, exquisitely illustrated by Júlia Sardà.

The wordsmith Lewis Carroll is famed for the freewheeling world of Wonderland in his beloved classics *Alice's Adventures in Wonderland* and *Through the Looking Glass*. In this gloriously illustrated book, Carroll's childlike love of life is showcased alongside his brilliance at creating and adapting playful words and phrases. From *brillig* and *uglification* to *frumious* and *chortle*, the award-winning author Kathleen Krull uses many of Carroll's own words to tell the story of a man who wanted to make children laugh and whose legacy continues to entertain and delight. There is a glossary of Carroll's invented words at the back of the book.

Júlia Sardà's striking illustrations offer an interpretation of Lewis Carroll's work that is faithful to the spirit of his writing and the look of the real life Alice. Packed with rich and surprising details, Júlia's artwork makes this a stunning book to treasure. Fans will enjoy the complete and unabridged edition of *Alice's Adventures of Wonderland* with gorgeous colour illustrations by Júlia Sardà throughout, also published by Two Hoots.

One Day in Wonderland is the perfect gift for all fans of Alice, young and old.

- Fresh new approach to the story behind Alice in Wonderland, highlighting Carroll's talent for wordplay

- ISBN: 9781509878611
- Format: Paperback
- Genre: Fiction
- Extent: 32

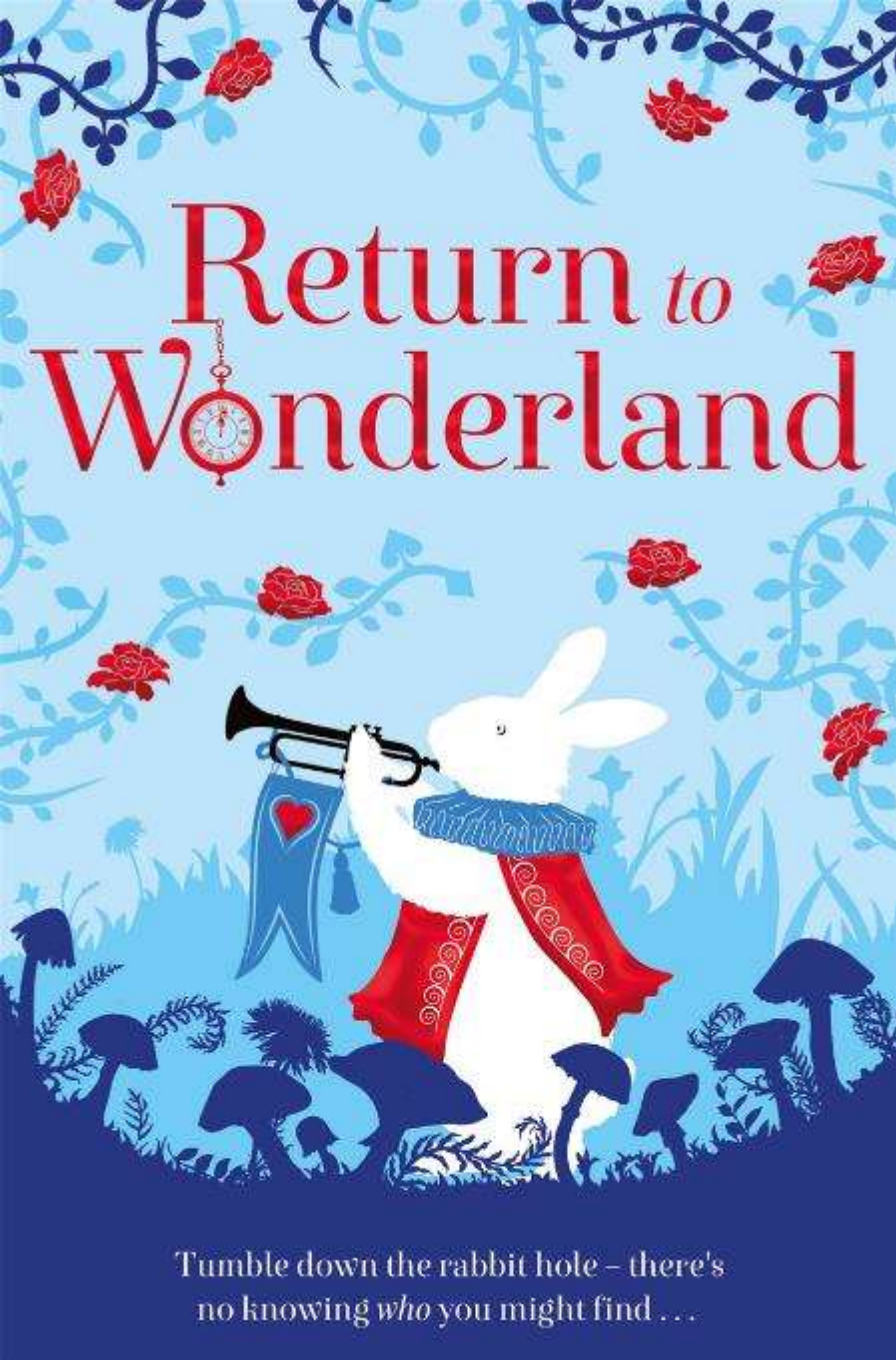




A pack of cards plays croquet - using live hedgehogs and flamingos. Sea creatures dance the **Lobster Quadrille**, while Alice interrupts a **Mad Tea Party**. Everyone chants silly poems and songs, as when a **Mock Turtle** croons "Beautiful, beautiful soup!" over and over.







Tumble down the rabbit hole – there's
no knowing *who* you might find ...

Return to Wonderland

Various

A stunning collection of original stories from today's bestselling children's authors, re-imagining Lewis Carroll's Wonderland.

Return to Lewis Carroll's Wonderland with this stunning collection of original stories from today's biggest children's authors - Peter Bunzl, Pamela Butchart, Maz Evans, Swapna Haddow, Patrice Lawrence, Chris Smith, Robin Stevens, Lauren St John, Lisa Thompson, Piers Torday and Amy Wilson.

Tumble down the rabbit hole again to find out what happens in Wonderland without Alice there. Is the Queen of Hearts still ruling with an iron fist? Does the Mad Hatter still have to go to tea? And will Tweedledum and Tweedledee ever resolve their argument?

More than 150 years since *Alice's Adventures in Wonderland* was first published by Macmillan, revisit Carroll's amazing cast of characters - including the Queen of Hearts, the Mock Turtle, the Dormouse, the Cheshire Cat and Alice's Sister in these brand-new stories, that will bring a new generation of readers to Wonderland.

'A feast of invention and fine writing' *Telegraph Book of the Week*

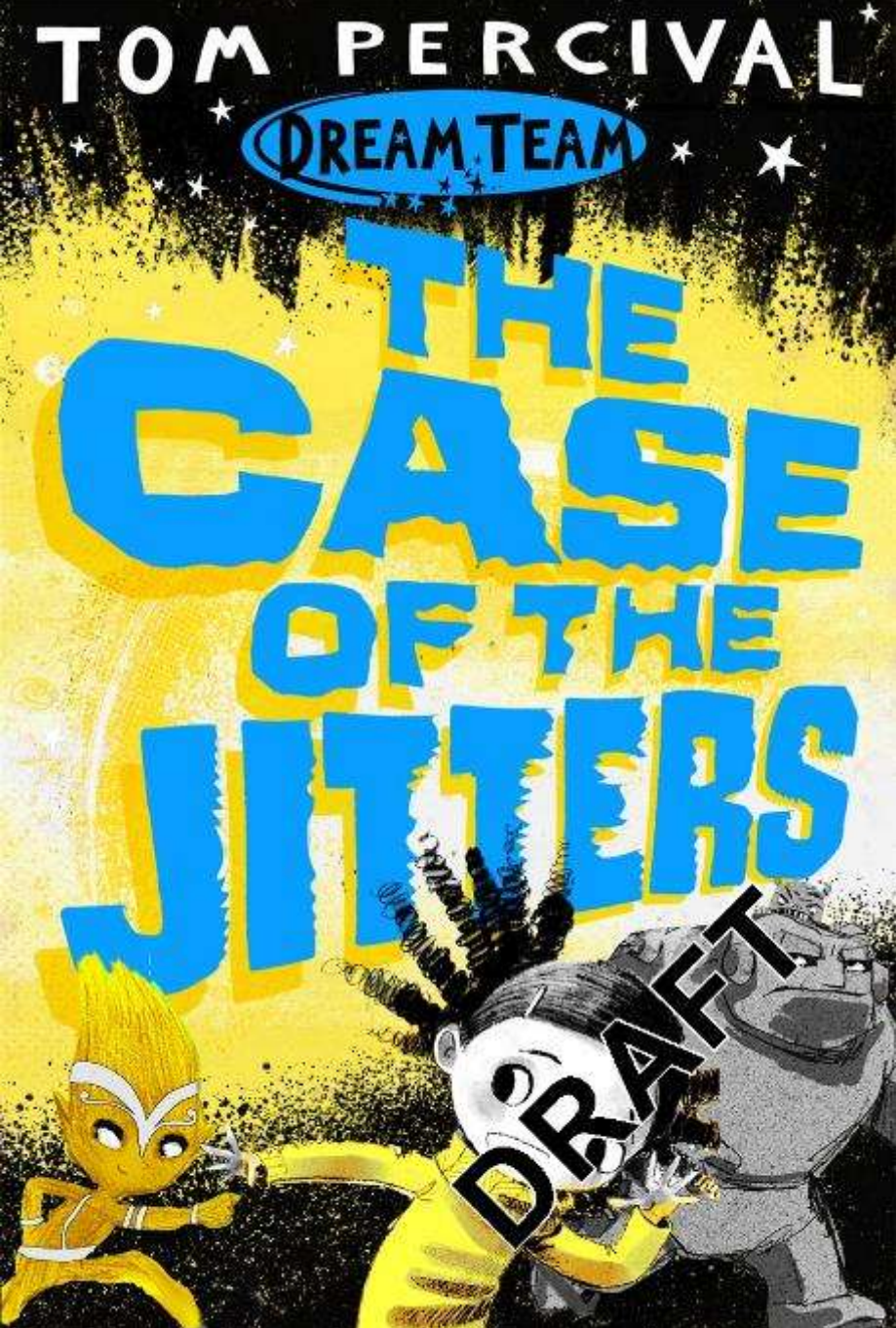
'It's hard not to lap up this collection of short stories by some of our greatest contemporary children's authors' *The Times*

- ISBN: 9781529006858
- Format: Paperback
- Genre: Fiction
- Extent: 240

Fiction

A decorative graphic at the bottom of the page consisting of a solid red area with a white, wavy, double-lined border that resembles a stylized wave or a ribbon.

PAN MACMILLAN



A Case of the Jitters

[Tom Percival](#)

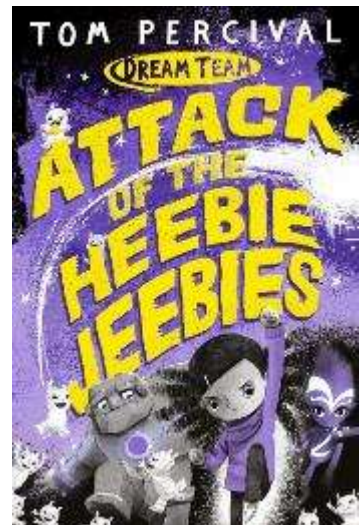
Inside Out meets *The Incredibles* in an adventure series exploring anxiety in kids. Meet the Dream Team! Turning nightmares into incredible adventures!

Erika's friend Kris is HILARIOUS. She thinks he should perform in their school's talent show, but he's far too nervous.

And when Erika gets a call from the Dream Team to help on a mission, she meets another girl who is struggling with confidence. Chanda's dream is being attacked by the jitters and nothing seems to be going right. Try as they might, the team can't get control of her dream - until Erika realizes that there is a connection between Chanda and Kris. Can she help Chanda to gain some confidence before the jitters take over completely?

A Case of the Jitters is the second book in Tom Percival's fun and engaging Dream Team series, exploring anxiety in children through action and adventure.

- ISBN: 9781529029178
- Format: Paperback
- Genre: Fiction
- Extent: 200





dollop of
mustard from
his beard, 'but
I'd better get the
washing-up done.'

Erika's heart sank; he always *used* to
want to play football.

'What about *after* that?'

Erika's dad glanced up at the clock.

'I don't know. . .' he said. 'It's getting
late and Randall's been up a lot in the
night recently.'

'Mm-hmm,' mumbled
Erika. It was pretty
much her only
response whenever
her parents talked
about Randall.

'He gets terrible wind, you
see,' added her dad.

'Mm-hmm,' muttered Erika.

'Of course, it might be a dairy
intolerance. . .'

'Mm-hmm,' growled Erika.

'Either that or a—'

Melt My Heart

[Bethany Rutter](#)

A summer of love, ice cream and saying yes to new things in this coming-of-age YA from the author of *No Big Deal*, Bethany Rutter.

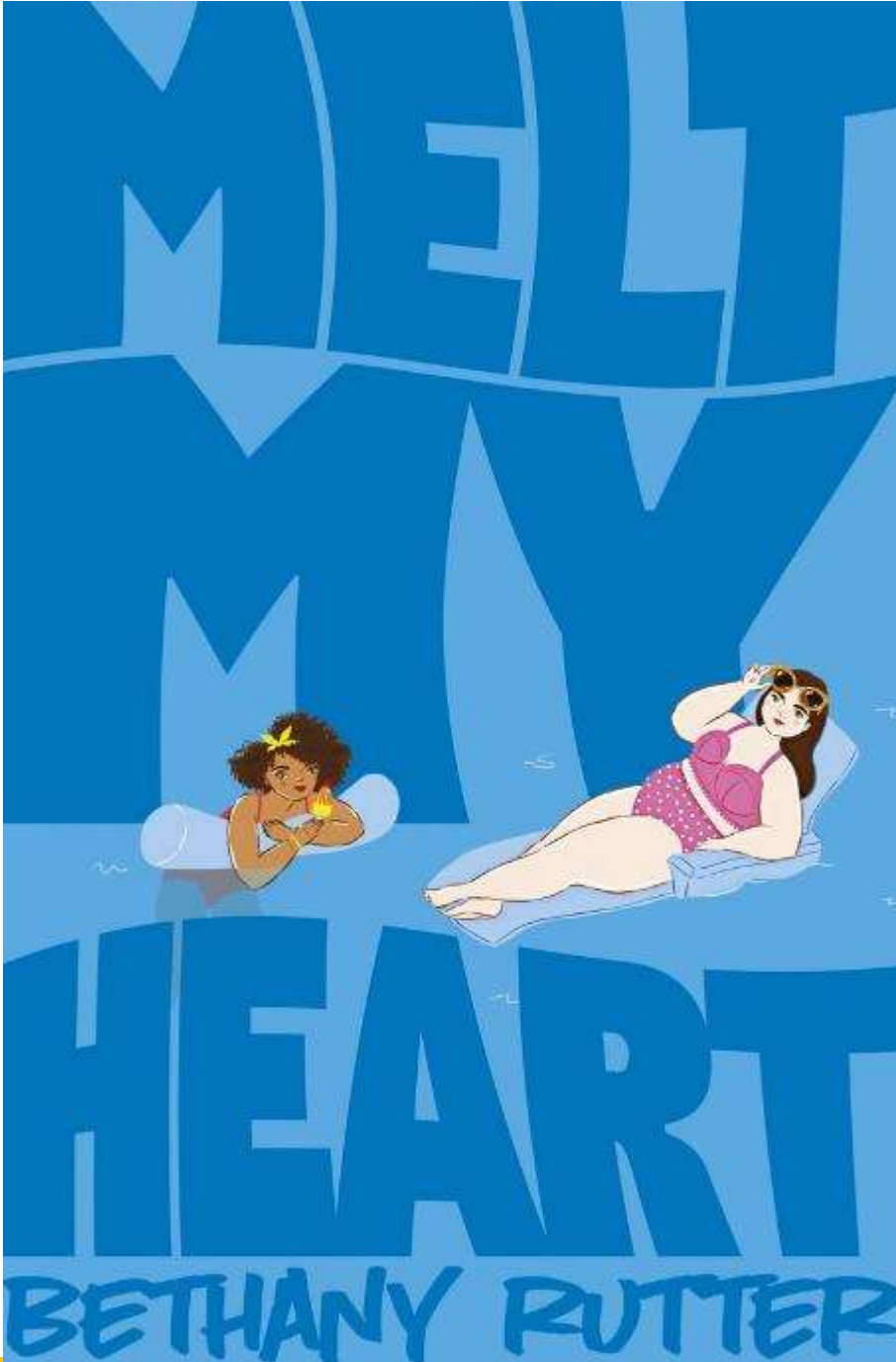
Melt My Heart is a hilarious and inspiring coming-of-age YA novel from Bethany Rutter: influencer, editor and a fierce UK voice in the debate around body positivity.

Lily Rose is used to people paying attention to her gorgeous twin sister, Daisy. But even though Lily loves her own fat body, she can't shake the idea that no one would ever choose her over Daisy - not when they could have the thin twin.

That is, until she meets Cal, the gorgeous, sweet guy from New Zealand who can't seem to stay away. The gorgeous, sweet guy who also happens to be Daisy's summer crush. Lily can't seem to figure out why she isn't as into him as she should be. She should be head-over-heels in love, not missing time at the ice-cream shack with her life-long best friend, Cassie. Not wondering what Cassie is getting up to with Cal's friend Jack, or what she's thinking about when they're alone . . .

With University threatening to tear Cassie and Lily apart at the end of summer and Lily desperately trying to keep Cal a secret from Daisy, summer is set to be far from relaxing.


- ISBN: 9781529041163
- Format: Paperback
- Genre: Fiction
- Extent: 304



Re-Sub

A decorative graphic at the bottom of the page consisting of a solid red area with a white, wavy, double-line border that follows the top edge of the red area.

PAN MACMILLAN



My Magical Fairy

[Yujin Shin](#), [Campbell Books](#)

A first novelty board book about a magical fairy, with push, pull and turn mechanisms.

Enter a magical world with a fairy who makes wishes come true! With push, pull and turn mechanisms and a sparkly foil cover wheel, *My Magical Fairy* has plenty to keep little ones engaged and entertained.

Yujin Shin's beautifully coloured illustrations are paired with gentle rhyming text and lots of things to spot in four bright and busy magical scenes.

- ISBN: 9781529001730
- Format: Board Book
- Genre: Non-Fiction
- Extent: 10

My Magical Fairy

Through a magical field a fairy flew,
Hoping to make some wishes come true.





My Magical Fairy

Through a magical field a fairy flew,
Hoping to make some wishes come true.



Campbell

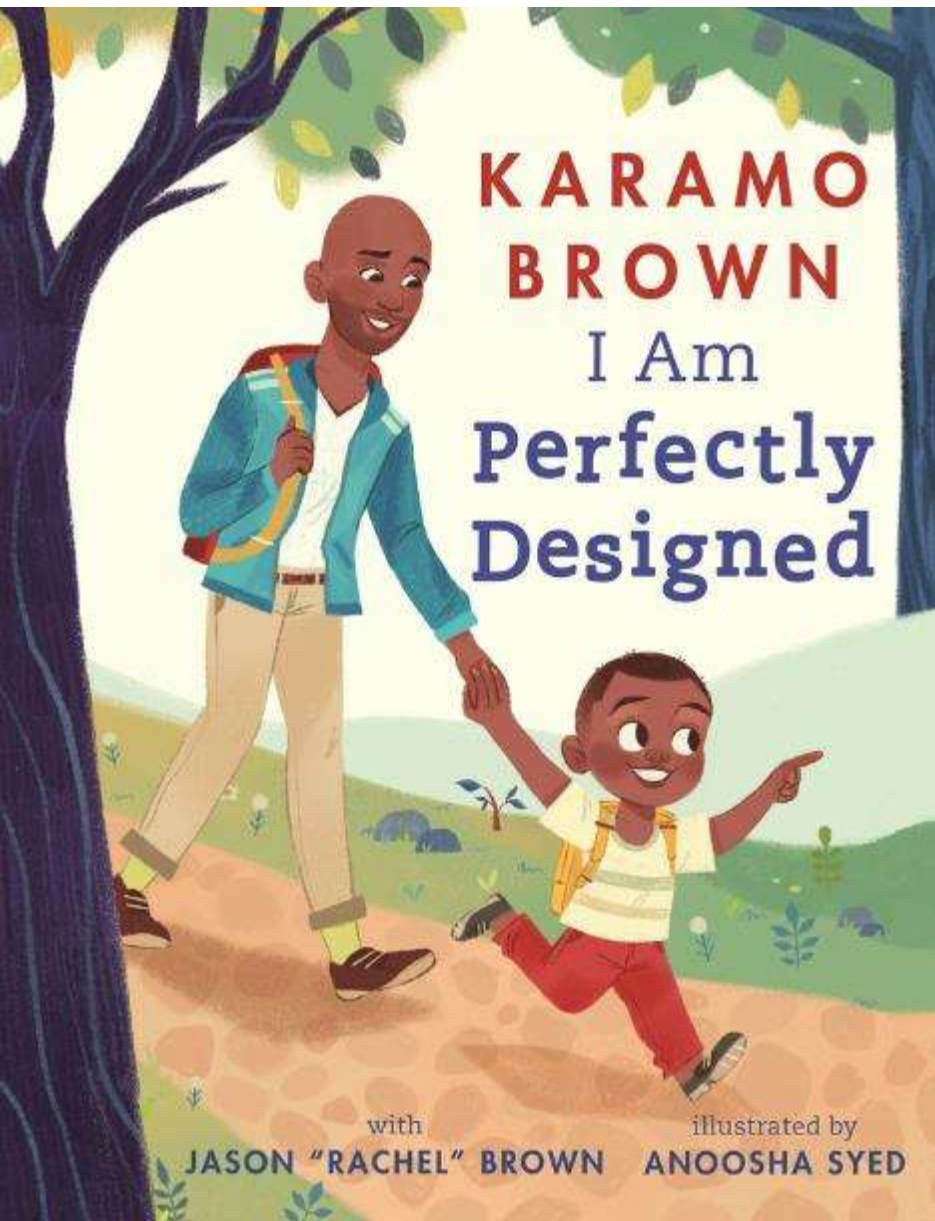
First Stories



A first novelty retelling of classic tales, with push, pull and slide mechanisms

This well-loved story is beautifully imagined for a new generation by illustrator Emma Martinez.

Ages 0 to 5



I Am Perfectly Designed

[Karamo Brown](#), [Jason Brown](#), [Anoosha Syed](#)

An empowering, joyful story about loving who you are - written by *Queer Eye* star, Karamo Brown, and his son Jason.

I Am Perfectly Designed is an empowering story about loving who you are, exactly as you are - and a celebration of the love between parent and child. From Karamo Brown, star of the hit Netflix series *Queer Eye*.

Written by Karamo and his son Jason, this touching, funny story follows a boy and his father, as they spend the day together. Walking through the city, they chat about all the ways in which they are perfectly designed for each other.

From playing in the park and eating ice-creams, to gazing at the moon, father and son think about all the fun things they've done together . . . and all the fun to come! Perfect for sharing together, this is a book for families of all kinds, everywhere.

- ISBN: 9781529036145
- Format: Paperback
- Genre: Fiction
- Extent: 40



First there was you, Dad.



Then there was me.

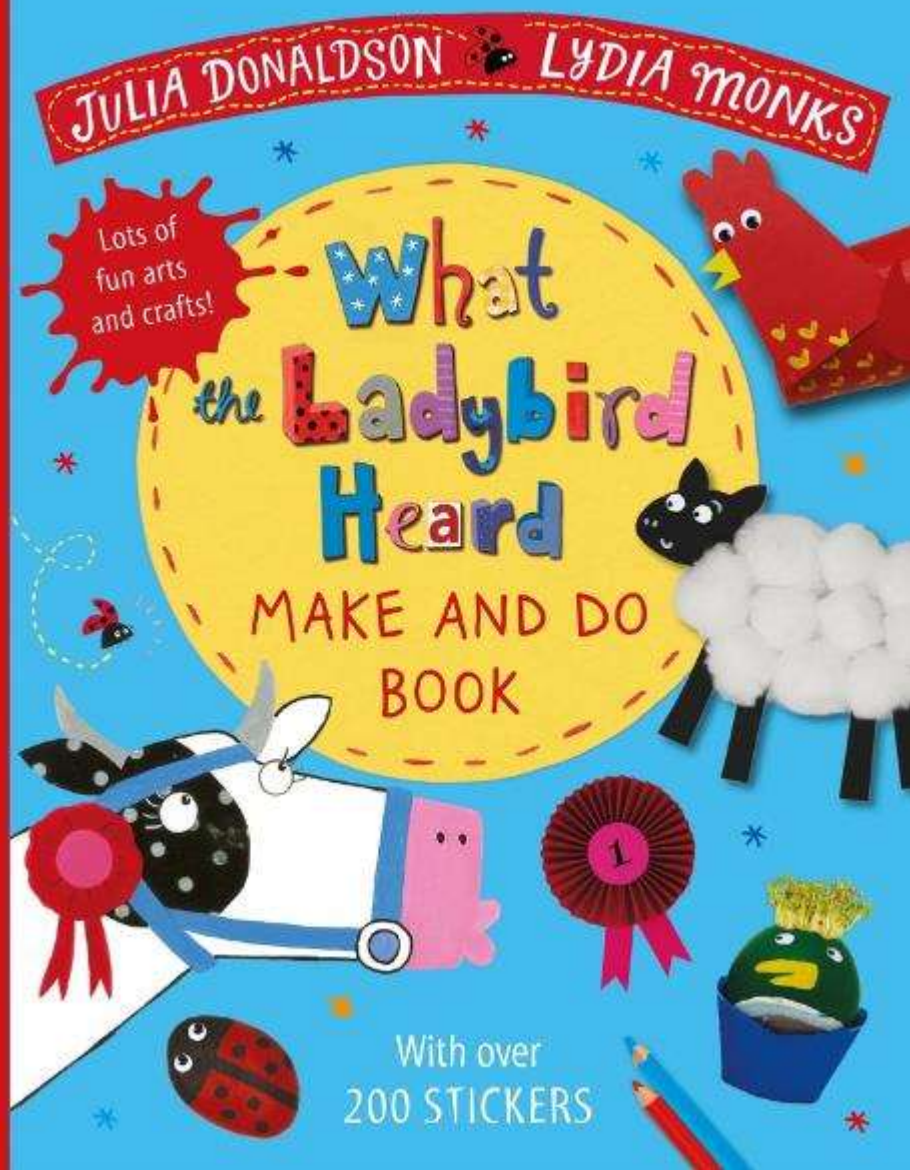
And now there is us!

That's right.
Now there is us.



When you first saw me, you said,
"He is perfectly designed, from his head to his toes."

And I meant every word. Still do.



What the Ladybird Heard Make and Do

[Julia Donaldson](#), [Lydia Monks](#)

A fun craft book, based on the bestselling *What the Ladybird Heard*, packed full of make and do activities and over 200 stickers.

Packed with make and do activities and over 200 stickers, *What the Ladybird Heard Make and Do Book* is a great gift for any child - ideal for rainy days and holidays.

Hefty Hugh and Lanky Len are two crafty robbers with a cunning plan to steal the farmer's fine prize cow. But little do they know that the tiniest, quietest creature of all has overhead their plot, and she has a plan of her own! Join the farmyard adventures and find out how to make a clucking red hen, a farmyard playset, and your very own pair of flapping ladybird wings!

- ISBN: 9781529023961
- Format: Paperback
- Genre: Non-Fiction
- Extent: 32



Lots of Ladybirds

Use pegs, pebbles and paints to create loads of lovely ladybirds!

You will need:

- Smooth stones or pebbles
- Red and white acrylic paint
- A paintbrush
- A black washable marker pen

Painted Pebbles

What to do:

- 1 Paint your pebble red all over and leave to dry.
- 2 Colour a black section at the top to make a face, then paint on eyes or use stickers from your sticker sheet.
- 3 Draw a black line down the middle to make wings, and add black spots.
- 4 Repeat these steps to make more pebble ladybirds!

You will need:

- Clothes pegs (one for each ladybird)
- A pencil
- A sheet of red card
- Safety scissors
- A black pen
- Black pipe cleaners
- Glue

Peg Ladybirds


What to do:

- 1 Use the pencil to draw an oval shape on the red card, about 4-5cm long, then cut it out. (You can trace the ladybird on the back of your sticker sheet.)
- 2 Draw a black line down the middle to make wings, then add spots and a face. You can use eye stickers or stick on googly eyes.
- 3 Cut pipe cleaners into shorter lengths and stick them to the back of your ladybird to make legs and antennae. Glue your ladybird to the flat side of a peg.
- 4 Repeat to make more ladybirds. You can use them as decorations, bookmarks, or clip them on to whatever you like.



Tips, Tricks and Twists

- How about cutting some leaves out of green paper for your ladybirds to sit on? There's a template on the back of your sticker sheet.
- ★ You can make other pebble minibeasts too - try painting yellow and black stripes and adding tissue paper wings for a bee, or using different colours for a bright, shimmering beetle.
- ✦ Hang up a long piece of string in your bedroom and use your ladybird pegs to clip on all your favourite cards and drawings!



Prize Rosette

"We can't let them steal the fine prize cow!"
Make this colourful rosette just like the fine prize cow wears.

You will need:

- 2 A4 sheets of thin coloured card
- Safety scissors
- Double-sided sticky tape
- Colouring pens or pencils
- Glue
- Sticky tape
- A safety pin or badge pin

What to do:

- 1 Fold a sheet of card in half so the long sides meet, then unfold it and cut along the fold to make two pieces.
- 2 Take one of your pieces of card and fold up one of the short ends about 1cm.
- 3 Turn the card over and fold the tab you just made back on itself to make another. Keep going like this until the whole piece is folded like an accordion.
- 4 Fold the second piece of card in the same way.
- 5 Take the first folded piece and bend it in the middle. Use double-sided tape to stick the middle strips together, then fan the piece out to make a semi-circle. 
- 6 Repeat step 5 with your second piece of folded card. Use double-sided tape to stick the edges of the pieces together to make a circle.
- 7 Cut two circles from your second piece of card, each about 5cm across. Glue one circle on each side of your rosette, in the middle. Write whatever you like on the front circle – how about 'First Prize', 'No. 1', or your name?

You can draw around the ends of your roll of sticky tape to make a circle.

- 8 Cut two long thin rectangles from your leftover card. Cut a V shape into the end of each one to make them look like ribbons, then tape or glue them to the back of your rosette.

Copy the shape in the picture.



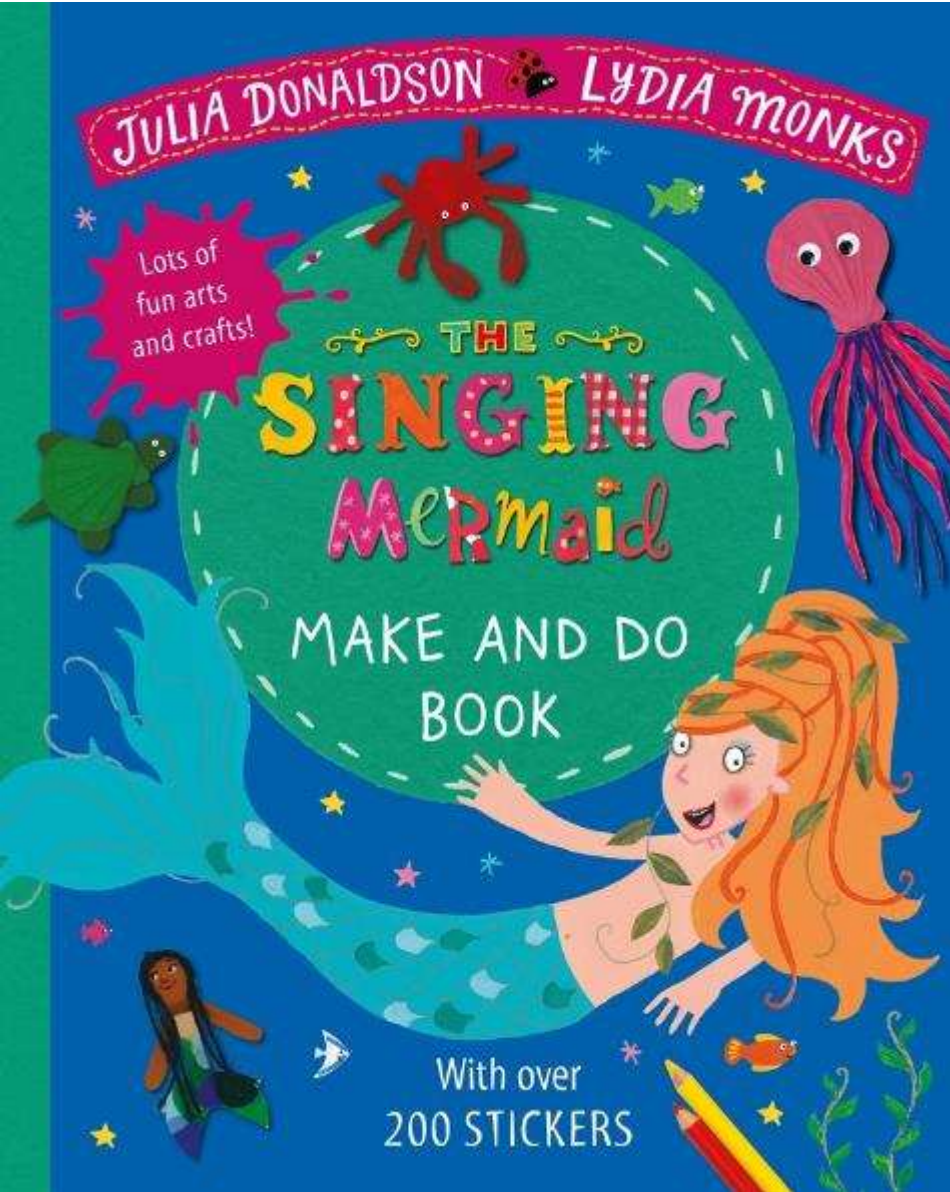
- 9 Ask a grown-up to help you use a piece of tape to stick the safety pin to the back of your rosette (the part that opens should be on the outside), or glue on a badge pin if you have one. Now your rosette is ready to wear!



Tips, Tricks and Twists

- Remember that the pin is sharp – always ask your grown-up to pin it on for you.
- If you want a different message on your rosette, just make a new card circle and stick it on top of the old one.
- You can write anything you like on the middle part. How about making rosettes as prizes for your friends or family? Write a different message on each one, such as 'No. 1 Mum!' or 'Best Friend'.





The Singing Mermaid Make and Do Book

[Julia Donaldson](#), [Lydia Monks](#)

A fun craft book, based on the bestselling *The Singing Mermaid*, packed full of make and do activities and over 200 stickers.

Packed with make and do activities and over 200 stickers, *The Singing Mermaid Make and Do Book* is a great gift for any child - ideal for rainy days and holidays.

Tempted by the promise of fame and fortune, the Singing Mermaid joins a circus. The crowds love her, but the poor mermaid is kept in a tank by the wicked circus owner Sam Sly, and she soon longs to return to the freedom of her ocean home. Join the mermaid's adventures and find out how to make a shimmering mermaid crown, a circus tent theatre, and a sparkling ocean in a jam jar.

- ISBN: 9781529024036
- Format: Paperback
- Genre: Non-Fiction
- Extent: 32

Seaweed Crown

*She sat and combed her golden hair
And then she sang some more.*

Dress like a mermaid or merman in this pipe cleaner seaweed crown.

You will need:


A plastic hairband
Green and blue pipe cleaners
Pearl or coloured beads
Green and blue net
Pearl bead or sequin trim
Safety scissors

What to do:

- 1 Twist pipe cleaners all around the hairband in a spiral.
- 2 Take another pipe cleaner and twist the middle around the hairband. Twist and bend the ends into wavy shapes, to look like two tendrils of seaweed.
- 3 Do the same thing with four or five more pipe cleaners all along the hairband.



- 4 Thread beads on to the ends of your seaweed tendrils and bend the top of the pipe cleaners over to keep the beads in place.
- 5 Cut scraps of net about 10cm long and tie them on to the hairband in the gaps between the twisted pipe cleaners.
- 6 Tie your pearl or sequin trim to one end of your hairband and wrap it loosely all the way along the hairband, then tie it at the other end. Now your crown is ready to wear!



Tips, Tricks and Twists

- If you have any real shells, you can stick them on to your crown. Ask a grown-up to stick them with hot glue or another strong glue.
- Don't worry if your crown gets bent out of shape – just bend the pipe cleaners back again.
- Try wearing your crown with the mermaid tail from page 26.



Mermaid Art




Try different art techniques to make colourful mermaid tail patterns.

Painted Scales


You will need:

A small sheet of paper
Blue and green paint
A paintbrush
A black felt-tip or marker pen

What to do:

- 1 Paint your paper blue. While the paint is still wet, add streaks of green paint over the top, so the colours mix together. Leave to dry.
- 2 When the paint is dry, you're ready to draw on your scales. Use the pen to draw a row of joined-up U shapes all the way across the top of the paper.
- 3 Draw a second row just below the first, but start your first full U shape in the middle of the U shape above. 
- 4 Keep drawing lines of scales in this way until you've covered the paper.

Practice drawing your scales on a plain sheet of paper first!



Tissue Paper Scales

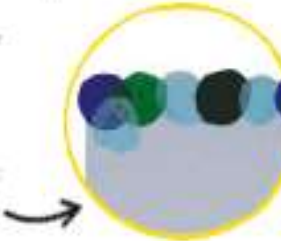
You will need:


Coloured tissue paper
Safety scissors
Glue
A small sheet of paper



You can cut scales from old magazines to make interesting patterns.

What to do:

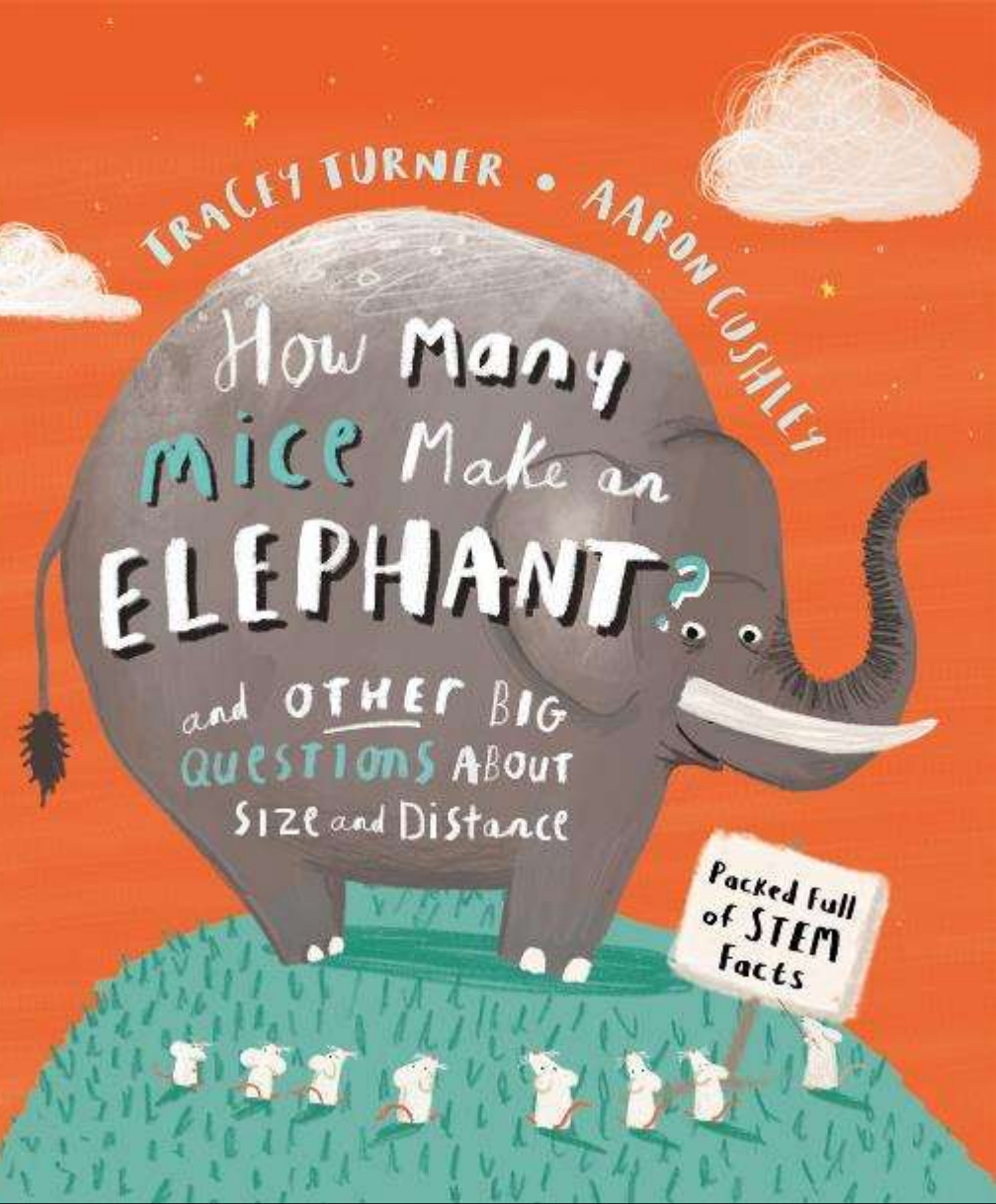
- 1 Cut lots of little circles from different coloured tissue paper. (You can draw around a coin to make all your circles the same shape and size.)
- 2 Glue a row of circles on to your paper, all the way along the top.
- 3 When you start the next row, stick your first circle in between the two circles above, about halfway down. 
- 4 Keep sticking your rows of circles in this way, so each row overlaps the one above it.
- 5 When you've finished, turn your card upside-down to show your mermaid scales pattern!



Tips, Tricks and Twists

- Use sparkly or metallic paper to make your scales super shimmery!
- Cut your paper into a shape after you add your scales. How about a mermaid tail or a seashell?
- You can use these techniques to decorate anything you like. Why not decorate a notebook or a box for keeping special things in?





How Many Mice Make An Elephant? And Other Big Questions about Size and Distance

[Tracey Turner](#), [Aaron Cushley](#)

An original approach to maths by stealth that makes the tricky concepts of size and distance fun and easy to understand.

How Many Mice Make an Elephant? And Other Big Questions about Size and Distance introduces children to this tricky maths concept in a fun, relatable way. Fantastically written by Tracey Turner, questions such as 'How many high jumps to the moon?' and 'How many ice cubes make an iceberg?' get children to think about just how high, how big and how far things are, as well as teaching them the maths to work it out! The logic behind each comparison is explained in clear, simple steps for children to follow along, helping them to reach the answer. Beautiful illustrations by Aaron Cushley couldn't be further from a maths text book, making learning maths a truly fun experience.

This wonderfully illustrated take on maths-by-stealth includes an introduction by Kjartan Poskitt, author of the bestselling Murderous Maths series.

- ISBN: 9780753445402
- Format: Paperback
- Genre: Non-Fiction
- Extent: 48

How Many Mice Make an ELEPHANT?

You have probably already noticed that elephants are very big and mice are very small. In fact, African elephants are the biggest land animal in the world. But how many mice could you fit into one of these hefty, trumpeting stompers?

This little house mouse takes up around 40 cubic centimetres of space, or 0.00004 cubic metres.

This enormous African elephant takes up around 36 million cubic centimetres of space, or 36 cubic metres.

TO WORK IT OUT

To work it out, divide 36 million (36,000,000) by 40. Or divide 36 by 0.00004, depending on whether you want to use cubic metres or cubic centimetres. Either way, the result is the same.

You'd need 900,000 mice to fill up the space of just one elephant!

How big is an elephant?

AVERAGE WEIGHT
around 6 tonnes, or 60,000 grams

AVERAGE HEIGHT
around 3.3 metres

Even though they're tiny, house mice can jump up to 45 cm high. That's like you leaping up to the roof of a house. Elephants can't jump at all – they never have all four feet off the ground at the same time.

You could wrap yourself up inside an elephant's ear, which can measure two metres across – as long as the elephant didn't mind, of course.

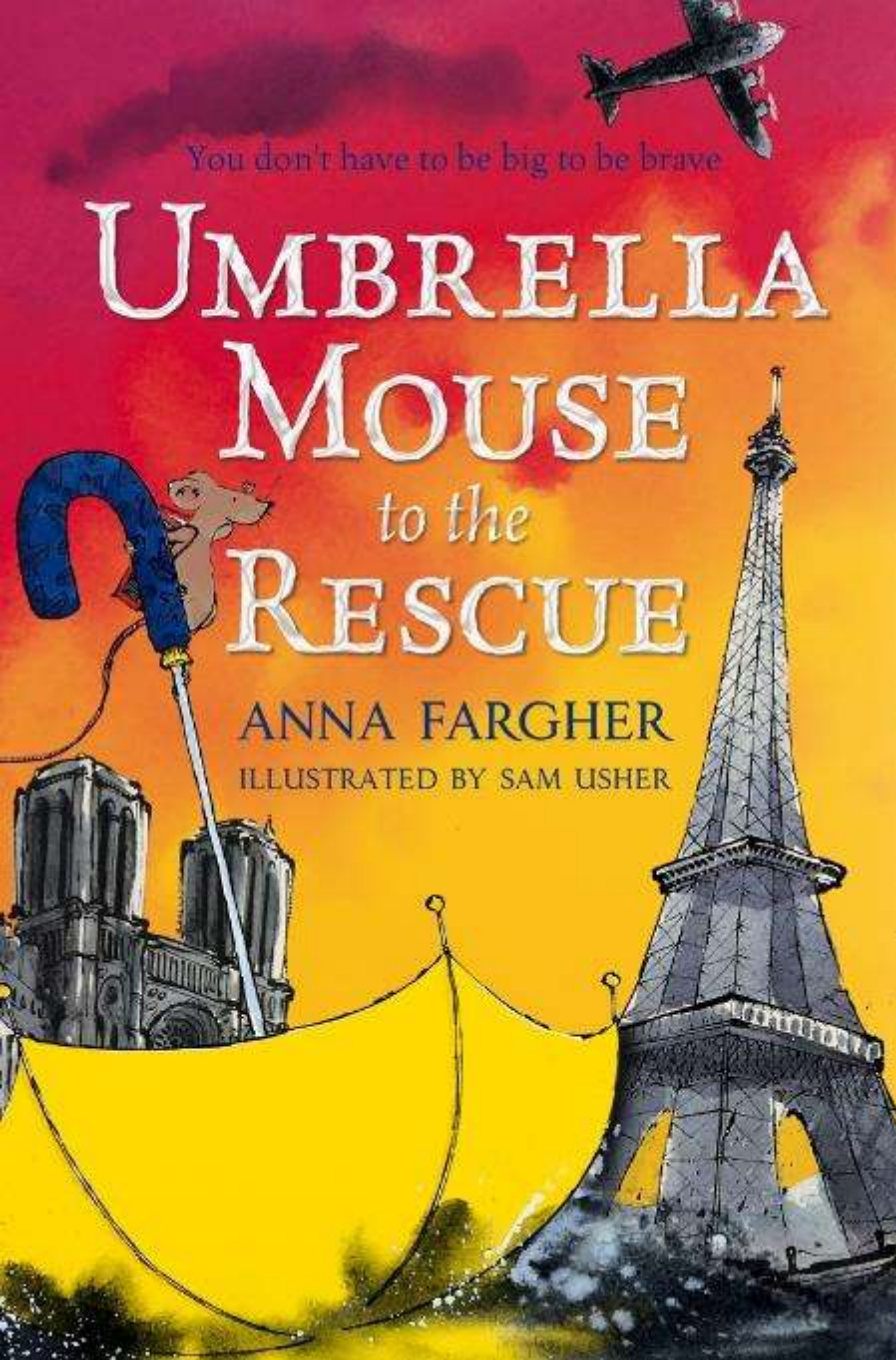
There are billions of house mice in the world, but not so many African elephants. Today there are about 415,000 African elephants in the wild, but 100 years ago there were more than three million of them.

How small is a mouse?

AVERAGE WEIGHT
around 20 grams

AVERAGE LENGTH
around 8.5 cm (body),
around 7.5 cm (tail)

An elephant uses its trunk for lots of things, including sniffing, picking things up, digging, sucking up water to drink, sucking up mud or sand for a bath, and giving other elephants a cuddle. The trunk has more than 40,000 muscles to help it do all these jobs. 23 house mice could line up along an African elephant's trunk.



Umbrella Mouse to the Rescue


[Anna Fargher](#), [Sam Usher](#)

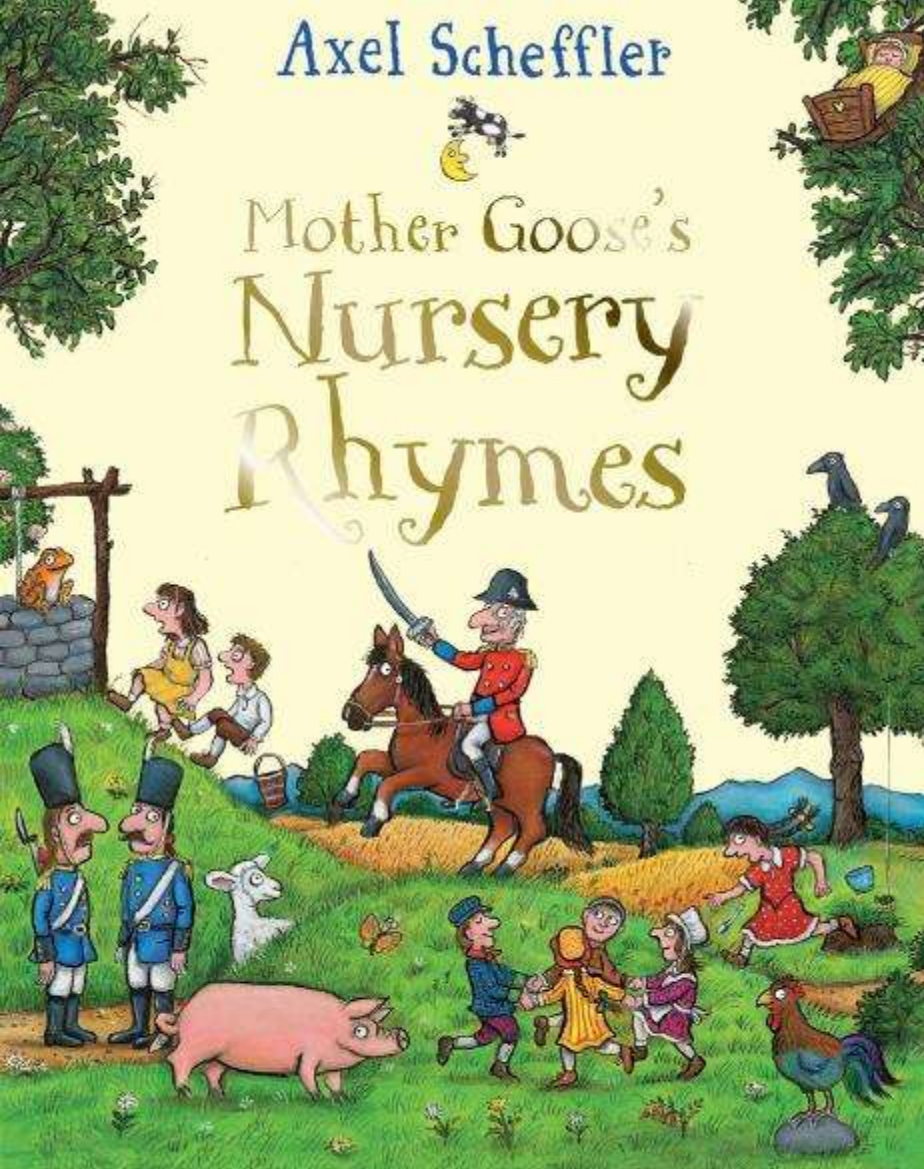
The epic journey continues in the stunning sequel to WWII adventure *The Umbrella Mouse* from Anna Fargher, beautifully illustrated by Sam Usher.

A timeless tale of courage, friendship and fighting for what you believe in, *Umbrella Mouse to the Rescue* is the eagerly anticipated sequel to Anna Fargher's award-winning *The Umbrella Mouse*, based on the true stories of the heroic animals caught in the conflict of WWII.

Young mouse Pip Hanway is in France as she continues fighting for the French Resistance group Noah's Ark: a secret gang of animals operating beneath the feet of human soldiers, whose aim is to liberate France and secure the victory of the Allies. Determined to reach her ancestral home of the Umbrella Museum in Italy, Pip hopes she can find long-lost family and a home. But as Pip makes the perilous journey through occupied territory, she soon realizes that danger comes from all sides and that the enemy is all around, and she does everything she can to fight for her friends. Beautifully illustrated by Sam Usher, Pip will take you on an incredible journey through a war that reaches even the smallest of creatures.

- ISBN: 9781529003994
- Format: Paperback
- Genre: Fiction
- Extent: 256





Mother Goose's Nursery Rhymes

[Axel Scheffler](#)

A beautiful gift treasury of over fifty nursery rhymes from the illustrator of *The Gruffalo*

Join Mother Goose a

And her three little goslings as they enjoy over fifty classic nursery rhymes, traditional lullabies and favourite action songs, beautifully illustrated in full colour throughout by the award-winning Axel Scheffler, illustrator of *The Gruffalo*. The deluxe 96-page hardback has a ribbon marker and foiled jacket, making it a very special gift.

The rhymes are linked together by enchanting original stories about Mother Goose and her goslings as they learn to waddle, swim and more, giving a unique and fresh twist to these traditional favourites.

From Humpty Dumpty to Jack and Jill, and from Baa Baa Black Sheep to Twinkle Twinkle Little Star, there's something for everyone in this beautiful gift treasury -- a must for every family bookshelf.

- ISBN: 9781529031935
- Format: Hardback
- Genre: Fiction
- Extent: 96

INTRODUCTION



One springtime Mother Goose laid three eggs. The first one to hatch was a boy. He had big flat feet and he was noisy. His mummy called him Boo.

One week later the second egg hatched. She was a girl. She had very flappy wings, and was almost as noisy as Boo. Her mummy called her Lucy.

They had to wait one more week for the last egg to hatch. It was another boy. He was shy and dreamy. His mummy called him Small. Boo, Lucy and Small. Mother Goose was very proud of them.

Mother Goose taught her goslings how to do all the things

that geese do: how to nibble at the soft wet grass; how to swim up and down the great wide river; how to duck their heads under the water looking for waterweed; how to sleep on one leg on the riverbank. That was hard.

Most of all, she taught them how to waddle along behind her in a row: *waddle-waddle, waddle-waddle, waddle-waddle* . . .

"Keep up, Small," called Mother Goose, when Small stopped to stare at butterflies.

And, "Boo, don't splash!" when Boo jumped in a puddle.

And, "Waddle nicely, Lucy!" when Lucy kept flapping at wasps.

And, "Keep together, everyone," when all the goslings waddled off in different directions.

It wasn't easy looking after goslings.

So Mother Goose started to tell them rhymes: happy rhymes, sad rhymes, silly rhymes, rhymes to wave their wings about to, rhymes to lull them to sleep.

After that, whenever Small stopped to stare at a butterfly,






or Lucy wandered off to look
at a beetle, or Boo saw
a puddle that was just
waiting to be jumped in,
Mother Goose told them

a rhyme, and they all waddled on just as they should.

They were such good rhymes that soon other mother geese started telling them to their goslings, too. So did the coots and the mallards and the moorhens, even the voles and the water rats, all along the river. At last, a wise old heron wrote the rhymes down in this book, so that children everywhere could enjoy them.



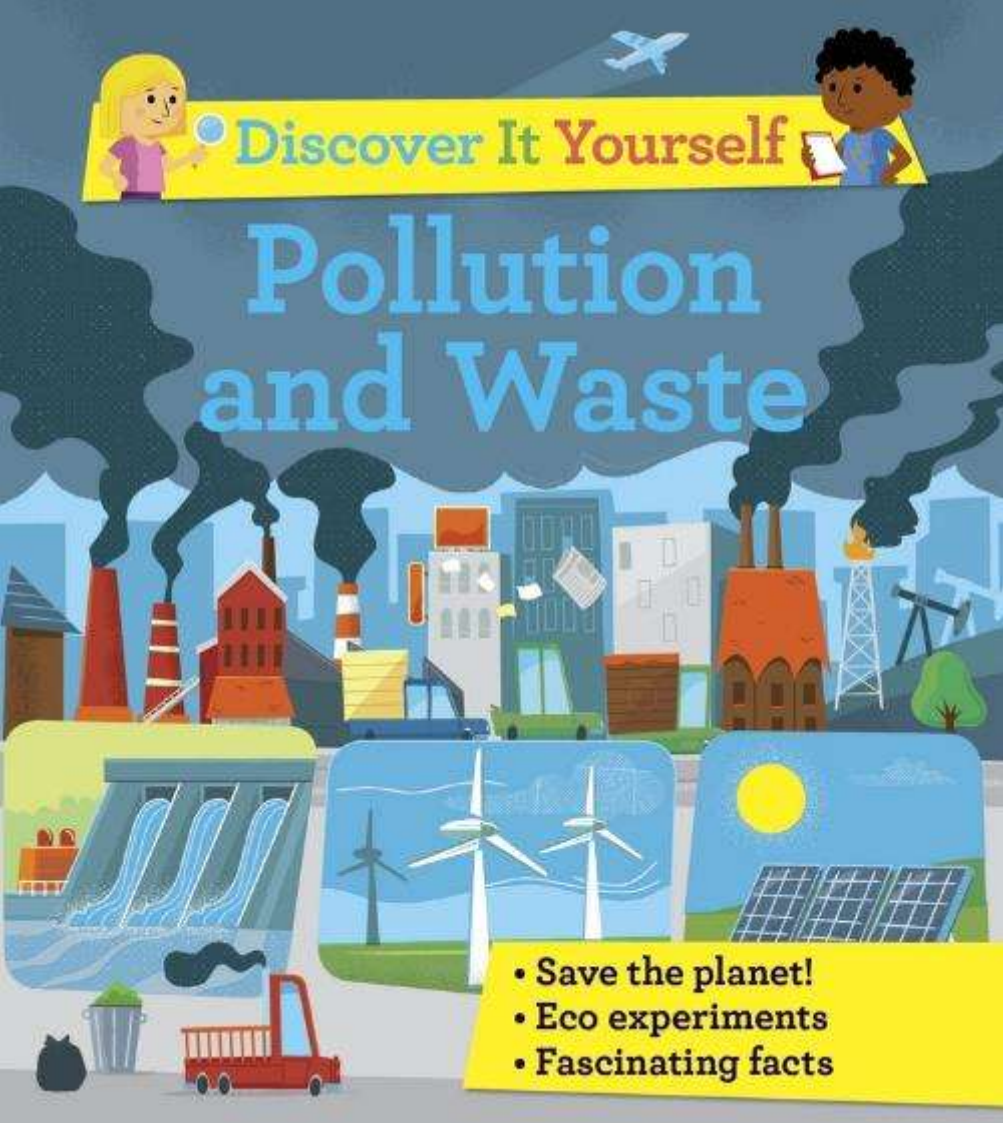
Indent



PAN MACMILLAN



KINGFISHER



Discover It Yourself: Pollution and Waste [Sally Morgan](#)

A hands-on approach to finding out about pollution and waste, and what can be done to reduce their environmental damage.

This book is packed with scientific facts, experiments, and activities linked to pollution, waste and all things environmental. It brings a lively, hands-on approach to practical science experiments. Children can find almost everything they need for the experiments around the home. The materials and instructions are simply, safely, and clearly presented.

This STEM-focused book will show readers how to test for air pollution, watch global warming at work, clean up an oil spill, and much more.

- ISBN: 9780753445501
- Format: Paperback
- Genre: Non-Fiction
- Extent: 32

Ages 7 – 9

What Is Pollution?

Every day we pour harmful substances, such as poisonous gases, chemicals, and garbage, into our environment. Harmful substances that damage the environment are called pollution. Most pollution comes from factories and transportation, but as you will see, we all contribute to it in some way. It is difficult to stop pollution, but it must be done before we cause too much damage.



Eye-Spy

Do a pollution survey by seeing how much litter, noise, and smelly fumes there are in your street. Write down your results on a chart. Then try the park, the main street, and your backyard.

DISCOVER IT YOURSELF!

Make some simple pollution testers.

1. To test rain for pollution, line a funnel with a coffee filter. Put the funnel in a jar and place your tester outside in the rain. Check the filter paper after an hour to see how dirty it is. Take a closer look through a magnifying glass.



2. On a dry day, smear Vaseline inside three metal lids. Place one lid inside your house, one on the school playground, and one in a backyard. After a day, compare them to see which is the dirtiest.

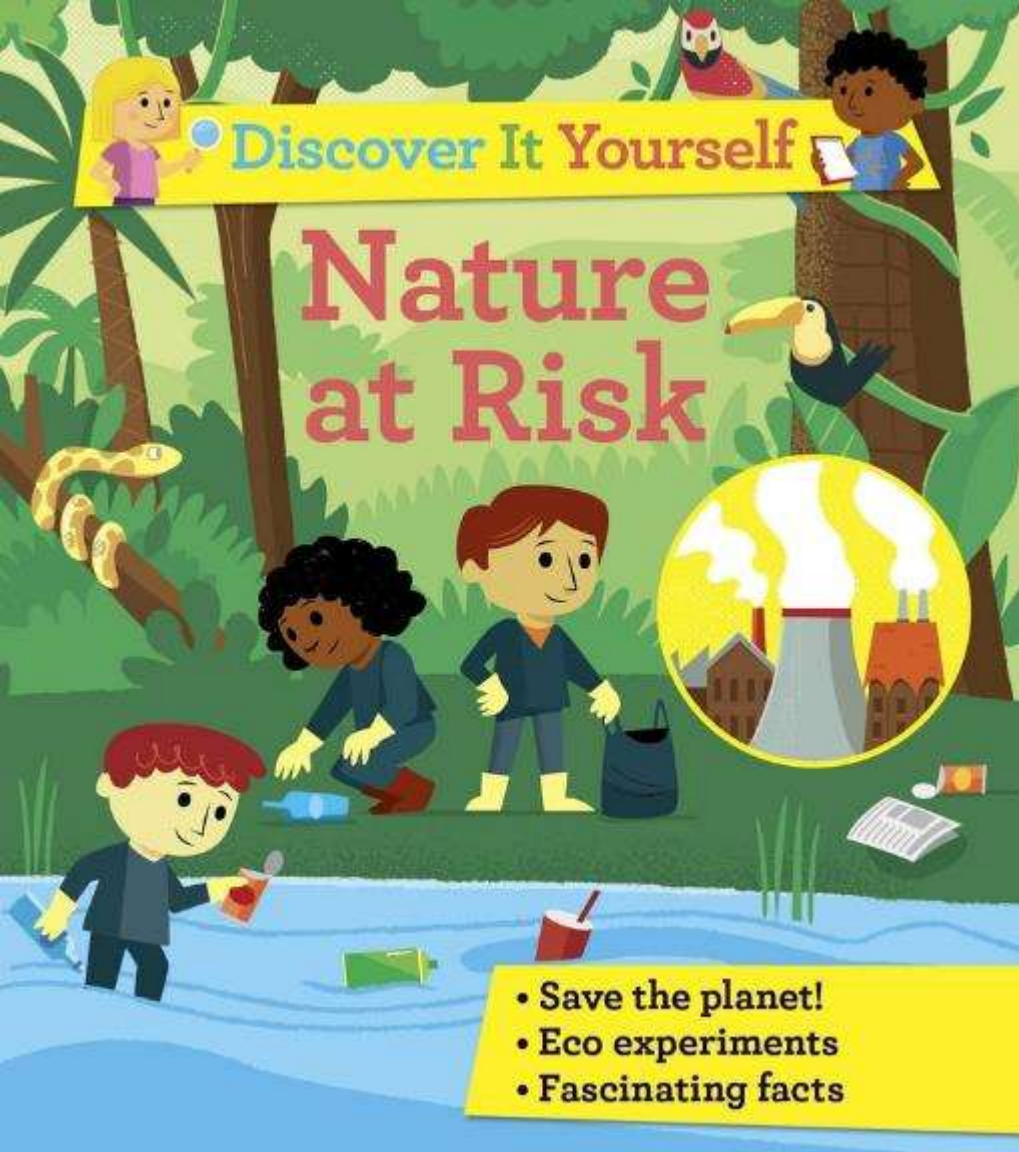


Factory and Transportation Pollution

Poisonous gases from factories and transportation pollute the air. Garbage, sewage, and chemicals poured into rivers and oceans pollute our water. Mining for rock, metals, and coal causes water and visual pollution. Spraying pesticides and fertilizers pollutes the land.



Q. Which place is the most polluted?



Discover It Yourself: Nature At Risk

[Sally Morgan](#)

A hands-on approach to finding out about electricity and magnets!

This book is packed with scientific facts, experiments, and activities linked to nature and what you can do to help. It brings a lively, hands-on approach to practical science experiments. Children can find almost everything they need for the experiments around the home. The materials and instructions are simply, safely, and clearly presented.

The Discover It Yourself series lets children explore STEM topics in a practical and fun way, using things in their immediate environment to create awesome experiments.

- ISBN: 9780753445518
- Format: Paperback
- Genre: Non-Fiction
- Extent: 32

Ages 7 – 9

Where Animals Live

Plants and animals are found almost everywhere on Earth—in the air, on the land, underground, and in the water. Each living thing belongs to a particular kind of place, called its habitat. For example, cacti grow in the desert, jellyfish are found in the sea, parrots live in tropical forests. When people cut down trees to make way for roads and farms, or pour harmful chemicals into the environment, they damage these habitats and destroy the wildlife.

Reefs At Risk



Coral reefs are home to many sea creatures and plants. Unfortunately, they are threatened by people who are polluting the oceans and damaging the coral reef's habitat.

DISCOVER IT YOURSELF!

Find out what type of habitat woodlice like best.

1. With the help of an adult, find some woodlice by looking under logs and bark.
2. Then spread a thin layer of cotton wool on to a small tray or box lid. Number the four quarters of the tray with labels as shown here.
3. Cover half the tray with newspaper while you spray areas 1 and 3 with water. The cotton wool should be damp but not soaking wet.



4. Lay a piece of black paper cut to size over areas 1 and 3.

5. Now put your woodlice in the middle of the tray and see which area they go to. Put the woodlice back where you found them when you have finished.

? How It Works

You have divided the tray into four areas—(1) dark and damp, (2) light and damp, (3) dark and dry, and (4) light and dry. Woodlice prefer dark, damp habitats, so they will go to area 1.



Habitats

There are many different types of habitat in the world, from the tropical rainforests to the polar ice caps. This picture shows the kinds of animals that live in some of these habitats.



Eye-Spy

If you want to see some animals in their natural habitat, turn over a log in your garden or local park. How many different creatures can you find?



Cars, cogs, carousels and other things that spin



Words by Tracey Turner Art by Fatti Burke

Wheels

Cars, Cogs, Carousels and Other Things That Spin

[Tracey Turner](#), [Fatti Burke](#)

A visually stunning book about all kinds of wheels - not just transport ones!

Discover how wheels make the world go round! Written by Tracey Turner, this fact-packed book takes young readers on a colourful journey through the subject of wheels of all kinds, from Roman chariots to driverless cars, via rollercoasters, cogs and gears, monster trucks and much more.

Find out about wheels that whizz you around at fairgrounds, how to ride downhill on a penny-farthing, and why wheels can even help you decorate your bedroom! With Fatti Burke's stylish and colourful illustrations, *Wheels* is a wonderful journey of discovery.

- ISBN: 9780753446232
- Format: Paperback
- Genre: Non-Fiction
- Extent: 48



Potters' Wheels



Potters' wheels were the very first wheels of all. Even before they moved carts, wheels were used to make pots.



Pottery was made by coiling strips of clay and pressing them together, until potters realized that things would be a lot easier if the pot could be spun around. The first potters' wheels invented around 6500 years ago, were moveable platforms that were turned by hand.

By around 5000 years ago, potters' wheels could be turned by a second wheel which was operated with the foot. The wheels spun much more quickly, so that potters could throw a lump of clay onto the wheel and use their fingers to shape the pot.



The faster wheels were a breakthrough, because now lots of pots could be made in a short space of time – as long as the potter was skilful enough.

Modern potters can use a wheel powered by an electric motor, but some prefer to use human power, just like potters thousands of years ago.

Clay Babies

In Ancient Egypt, Khnum was god of the source of the River Nile. People believed he made human children on a potter's wheel, out of clay taken from the river bed.



It looks a lot easier than it is!

Even huge great pots can be made on a wheel, though the biggest ones have to be made in sections. Pots like the one below were made in Athens, Ancient Greece, more than 2000 years ago. An artist used liquid clay to add the beautiful decorations.



The First Wheels

No one knows who invented the wheel, or even where it was invented. But thank goodness someone did.

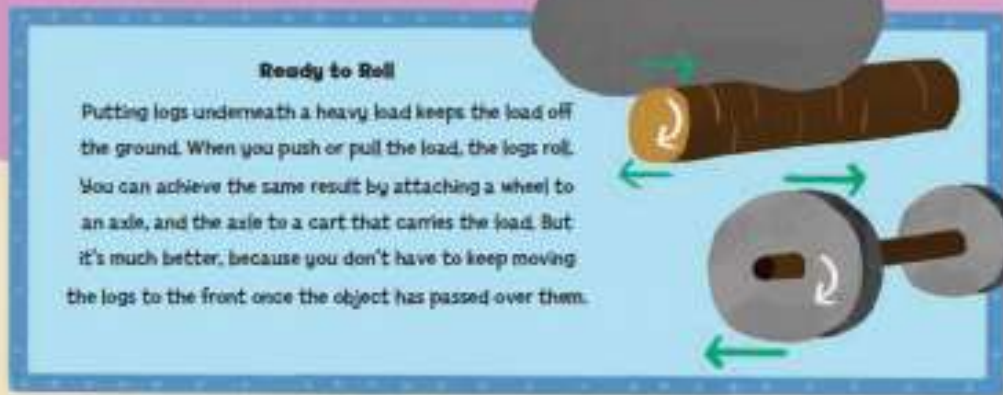
Before there were wheels, moving heavy objects about was tiring and troublesome. Things were dragged along on sledges, which was hard work.

The earliest wheels ever found are around 5500 years old, and come from Central Europe and Western Asia.

Ooof!
Phew!


Why didn't we think of this BEFORE we built that massive stone circle?

If the object was pushed and pulled along on top of logs laid next to one another, which rolled as the object moved forward, it made the task a bit easier.



The wheel and axle meant that people and their possessions could get about on carts pulled by horses or oxen. Now people could travel and trade much more easily.

The first wheels were made of solid wood. Then someone had another bright idea – by adding spokes, wheels would be much lighter but still strong.



First Picture Atlas

Explore every country of the world with this interactive atlas for young readers.

Take an exciting journey around the world and explore every country on Earth. Beautifully illustrated by award-winning Anthony Lewis, the colourful maps, plus lively and informative text make this an essential atlas for younger readers.

Jet off to South America and discover the Amazon rainforest, journey to Scandinavia and visit a mermaid, then wrap up warm as you head south to Antarctica - the coldest place on Earth. Pictograms show where to find animals and places of interest: can you find the sunbathing walrus in Alaska? And the Tasmanian devil in Australia? The passport bookmark means you won't lose your place as you travel the globe.

This atlas is the perfect first geography reference book for both home and school.

- ISBN: 9780753445969
- Format: Hardback
- Genre: Non-Fiction
- Extent: 48

ABOUT THE EARTH

The earth is a planet in space. It is shaped like a ball and is covered with land and sea. Photographs can show us what the earth looks like. Maps help us understand more about the world.



Countries of the world

A country (such as Italy) (map above) is a part of the world with its own people and laws. There are around 200 countries in the world. The number changes if countries break up or join together in new ways.

Continents

A continent is a huge mass of land. Some continents, such as South America (map above), contain many different countries. On maps of continents, lines are drawn to show the borders between countries. You cannot see these lines on a photograph, because they are not really there.

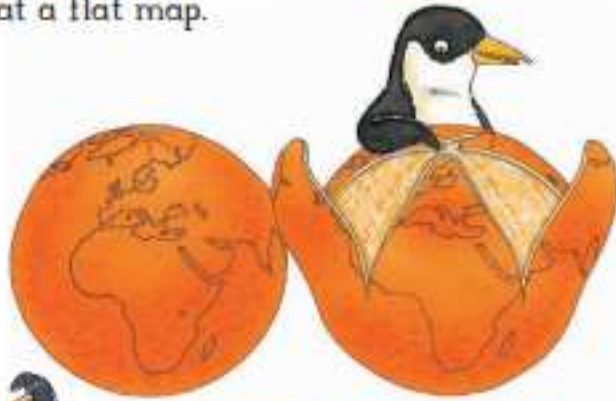
WHAT IS A MAP?

A map is a picture of the earth that shows natural and man-made features. A globe is a kind of map that is in the shape of a ball, just like the earth itself. We cannot see the whole world at once on a globe. If we want to do this, we need to look at a flat map.



Making a map

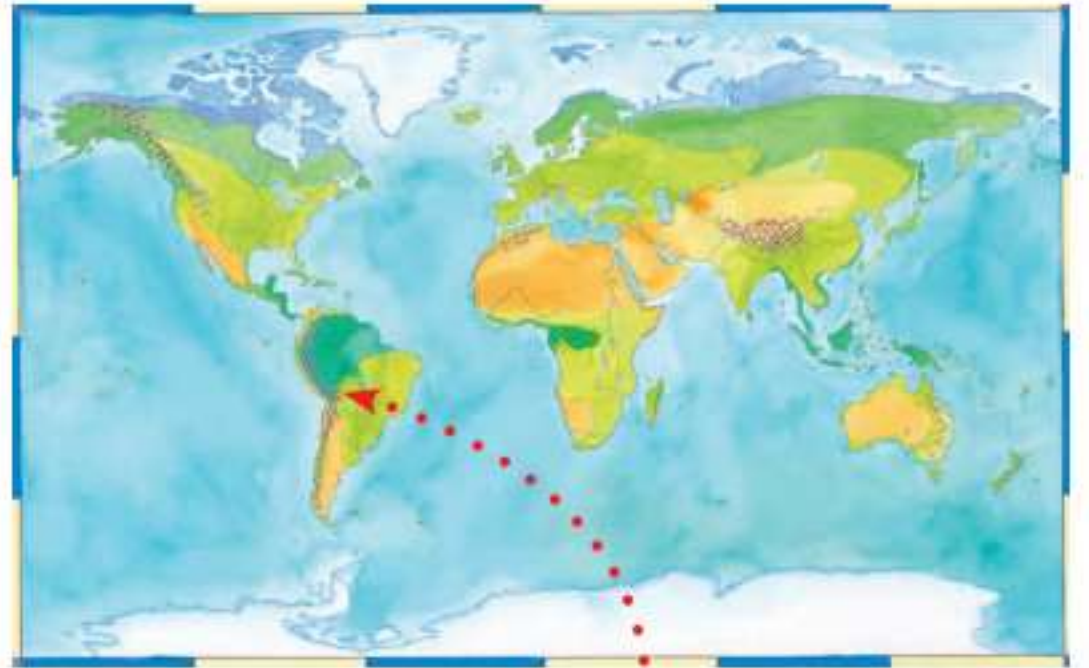
To make a flat map, the globe is split into segments, and 'peeled' like an orange.



The segments are then placed side by side.



These segments are used to create a flat map (see the map of the world on page 10).



On the map

Most maps show the curved surface of the earth on a flat piece of paper. Map-makers have to change the shape of some countries and oceans to fit them together on a flat map.

Showing mountains

Special colours and symbols on maps show us where to find important features of the landscape, such as these beautiful mountains in South America.



Picture Books

A decorative graphic at the bottom of the page consisting of a solid red area with a white, wavy, double-lined border that resembles a stylized horizon or a wave.

PAN MACMILLAN

SPAGHETTI HUNTERS



MORAG HOOD

Spaghetti Hunters

[Morag Hood](#)

An hilarious picture book following a duck in search of spaghetti.

***Spaghetti Hunters* is a brilliantly funny and wonderfully silly picture book, featuring a duck, a tiny horse and quest for spaghetti, from the award-winning Morag Hood – creator of *The Steves*, *I Am Bat*, *Aalfred and Aalbert* and *Brenda is a Sheep*.**


Duck has lost his spaghetti, and Tiny Horse has a plan to save the day. But what exactly do you bring to a Spaghetti Hunt? A spade, a fishing rod, a jar of peanut butter, cutlery and some binoculars, obviously.

Searching far and wide, Tiny Horse catches worms, a ball of string, even a snake – but no spaghetti. Disaster! Until Duck consults a recipe book and armed with flour, eggs and a pasta maker, sets about making his own spaghetti.

This infectiously comic story encourages reading and home-cooking, teaching children about where food really comes from.

- **Funniest book yet from picture book genius Morag Hood, twice winner of UKLA Award, Runner-up Scottish Book Trust Picture Book of the Year**
- **Infectiously silly story plus message about home cooking and food — spaghetti doesn't grow on trees**
- **Bright, colourful and funny : the perfect book for fans of Ed Vere and Jim Field**

- ISBN: 9781509889846
- Format: Hardback
- Genre: Fiction
- Extent: 32



NEVER FEAR!
said Tiny Horse.



'For I am
the greatest
spaghetti hunter
there has ever
been and I shall
save the day.'






You can't just
make spaghetti.



It is much more
complicated than that.



New In Town

[Marta Altés](#)

An uplifting story about moving house, making friends and finding a new home. Meet a big, friendly dog looking for a home in this warm and reassuring story by award-winning Marta Altes.

This dog may be alone and without a home, but he's excited and ready to embrace a new life in a new town - and EVERYONE in it! This town is a busy, vibrant place but sometimes it's hard being new and feeling different. Who will embrace him back? A big-hearted celebration of kindness and human connection, from the award-winning creator of *Little Monkey*.

Rich in detail and meaning, with beautiful artwork, this uplifting story is ideal for any child facing a new or daunting situation.

- ISBN: 9781509866045
- Format: Hardback
- Genre: Fiction
- Extent: 32

After a very long journey, I arrived in a very big town.



Everything was bright and exciting! I felt sure my new home was somewhere here, I just needed to find it.


I started by asking the locals.



They seemed very helpful!




Although I didn't *always* understand their directions.



In no time at all I had seen
SO many places.

But nowhere that felt like
it was *my* home. Not yet.



Albert Talbot Master of Disguise

[Ben Manley](#)

A funny and wildly imaginative celebration of make-believe play.

A fun and playful story celebrating the joys of make-believe play and the freedom to be whoever you want, from the author of *The Misadventures of Frederick*, Ben Manley, and *Daddy Long Legs* illustrator Aurélie Guillerey.

Not keen on swimming lessons? Now you are Zandrian Delaclair, Antarctic Submariner – destroyer of the abominable Vampire Cuttlefish!

Albert goes through his day from getting up, to going to school and finally to bed, facing various challenges. But by imagining himself as powerful heroes he is able to wear each persona and feel brave in adversity, dangerous when powerless, transgressive when bound by the rules.

Taking on exciting identities from: Rusti Buffels, Fearless Mountaineer, to Professor Octavius Pickleswick, Mechanical Engineer, Albert comes to find that although pretending to be someone else can be fun and exciting, it's also just as wonderful being yourself.

- ISBN: 9781509882243
- Format: Hardback
- Genre: Fiction
- Extent: 32

*My name is Zandrian Delaclair, Antarctic Submariner
and I must keep my promise to destroy
the abominable Vampire Cuttlefish.*






"Go to bed,
Albert."

"My name
is not
Albert."

"My name is
Xarlon Quarkstar,
Galactic Megalord
and I won't go to
bed until I have
taken over the
universe."

Go to bed,
Xarlon.



Moomintroll Sets Sail

[Tove Jansson](#), [Alex Haridi](#), [Cecilia Davidsson](#), [Filippa Widlund](#)

A beautifully-illustrated picture book featuring Tove Jansson's beloved characters, in which the Moomins leave Moominvalley to voyage across the ocean in search of adventure.

Join the Moomins on an ocean adventure in this stunning picture book based on Tove Jansson's classic tales.

The Moomins, Sniff and Little My are setting off across the high seas in Moominpappa's new boat. Along the way they will encounter a swarm of mischievous nibblings, Edward the gigantic Booble, and a very cross Hemulen aunt. Will they make it back safely to Moominvalley . . . or could they be lost at sea?

This beautiful re-telling of Tove Jansson's beloved story is perfect for Moomin fans of all ages. Combining the spirit of Jansson's original warm and witty text with stunning illustrations of all her most beloved characters, *Moomintroll Sets Sail* is a heartwarming story of kindness, adventure and courage, as the Moomins come to realise that although adventure is exciting, home is always best.

- ISBN: 9781529045918
- Format: Hardback
- Genre: Fiction
- Extent: 40

THE MOON VALLEY COAST



Some of Moominvalley's inhabitants

Moomintroll is curious and friendly. He loves going on adventures, especially if it means spending time with his friends. If ever the adventure becomes too scary, he always has his Moominmamma to come back to.



Moominpappa is a very well-travelled fellow, at least according to him. He often longs for wild adventures like the ones he experienced in his youth. Then he sits in his room and writes his memoirs, a long book about his great escapades.



Moominmamma is soft in all the right places and has a handbag full of dry woolly socks, stomach powder and sanities. She never loses her cool, and makes sure that every little creature in Moominvalley has a place to sleep if they need it.



Snuff is very easily frightened and a little eccentric, but has a kind heart. He dreams of owning valuable things, like gold and jewels ... or maybe a little kitten of his very own.



Little My is very little, as her name suggests. In fact she is so little that she can hide in Moominmamma's wash basket. Little My knows no fear, and when confronted by danger she reacts in the same way as she does when confronted by people in general: by biting.

