

Natří
Natří
NATRÍ
Natří
Natří

An Architectural Typeface inspired by
Calligraphy and Sign-Painting

***Also available as Variable Font**

Early & Grey

Blossoms of Your Personal World

INTERGALACTIC

Come Get Some

DO IT ALL AGAIN

It is what it is

ANARCHY

BIG

abc



Saving the environment
might seem difficult,
but living an environ-
mentally friendly life
is actually quite **easy.**

1

ABC

ABC

ABC

2

ABC

ABC

ABC

3

ABC

ABC

ABC

1

EXTENDED

5

2

SEMI EXT

4

3

NORMAL

3

4

NARROW

2

5

CONDENSED

1

Regular

Medium

Bold

ABOUT NATRI (EN)

AN ARCHITECTURAL TYPEFACE INSPIRED BY
CALLIGRAPHY AND SIGN-PAINTING

The shape of the strokes and the typeface proportions were heavily influenced by two sources: broad nib calligraphy and speed stroke caps.

There are different methods of interpreting the handwriting. In the case of Natri, instead of forcing a handmade look, it takes advantage of computer digitization. The natural stroke endings of brush lettering are replaced with strict mechanic-geometric look. In certain letter combinations, letters look like architectural objects - buildings viewed from above.

The vector drawings were tested over and over with the brush until it was possible to letter them by hand, so it could be used as a lettering model as well. The possibility of having the computer font and being able to write it by hand gives the typeface new possibilities - these two modes can be combined in projects such as corporate identity programs.

A range of widths was designed to give the typeface more flexibility when combined with sign painting and fit certain space conditions.

O PÍSME NATRI (SK)

ARCHITEKTONICKÉ PÍSMO INŠPIROVANÉ
KALIGRAFIOU A PÍSMOMALIARSTVOM

Tvary ťahov a proporcie písma vychádzajú hlavne z dvoch zdrojov: z kaligrafie plochým perom a "písmomaliarskych" veľkých písmen (verzállok).

Existujú rôzne metódy, ako interpretovať rukopis. Písmo Natri sa nesnaží vytvoriť pocit, ako by bolo napísané rukou, ale využíva výhody počítačovej digitalizácie. Prírodné ťahy štetca sú nahradené presnými mechanicko-geometrickými tvarmi. V určitých kombináciách vytvárajú písmená architektonické objekty - budovy pozorované zhora.

Vektorová kresba bola niekoľkokrát testovaná štetcom, až kým nebolo možné napísať písmo znovu rukou. Preto zároveň môže písmo slúžiť ako predloha. To, že existuje digitálny font, ktorý je zároveň možné napísať ručne, otvára nové možnosti - tieto dva spôsoby využitia písma Natri je možné kombinovať napríklad v projektoch, ako je vytváranie vizuálnej identity.

Ďalšie šírky boli vytvorené kvôli lepšej flexibilita a pre lepšie kombinovanie s písmomaliarskymi nápismi, takže nápis môže lepšie vyplniť šírku a výšku požadovanej plochy.

CITY
BUILDINGS

Designer
Ján Filípek

Release date
2023


Supported languages
Estonian, English, Swedish, Italian, Spanish,
Catalan, Polish, Finnish, French, Slovak, German,
Czech, Dutch, Afrikaans, Albanian, Basque, Breton,
Norwegian (Bokmål), Indonesian, Latvian, Lithuanian,
Slovene, Norwegian (Nynorsk), Portuguese, Hungarian,
Sorbian, Kurdish (Latin), Hawaiian, Esperanto, Welsh,
Faroese, Icelandic, Romanian, Luxemburgish, Romani,
Turkish, Sámi (Inari), Sámi (Lule), Sámi (Southern),
Friulian, Galician, Kashubian, Fijian, Ido,
Sardinian, Scottish Gaelic

Buy fonts
www.dizajndesign.sk

S

Bold Narrow

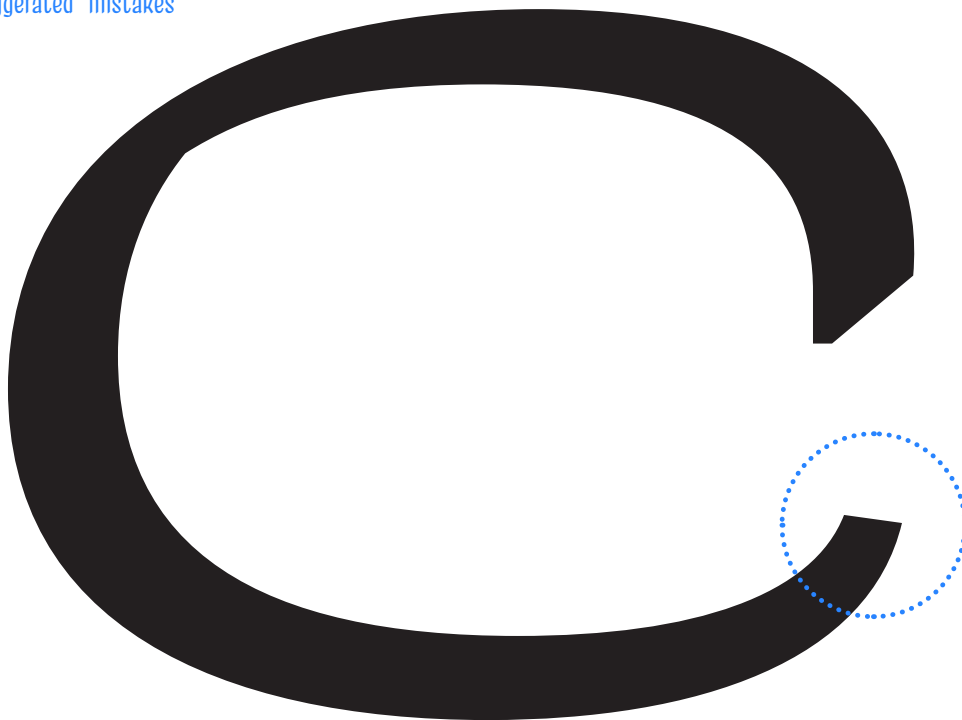
Geometrical and architectural forms



Visible counters and stroke joins



Exaggerated "mistakes"



Amputated stroke endings



Regular Extended



Regular Semi Extended



Regular Normal



Regular Narrow



Regular Condensed



Medium Extended



Medium Semi Extended



Medium Normal



Medium Narrow



Medium Condensed



Bold Extended



Bold Semi Extended



Bold Normal



Bold Narrow

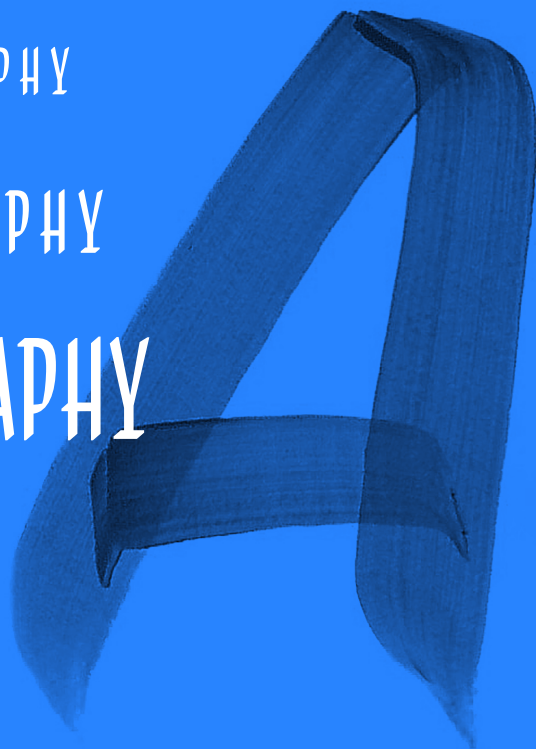


Bold Condensed

CALLIGRAPHY

CALLIGRAPHY

CALLIGRAPHY



meets



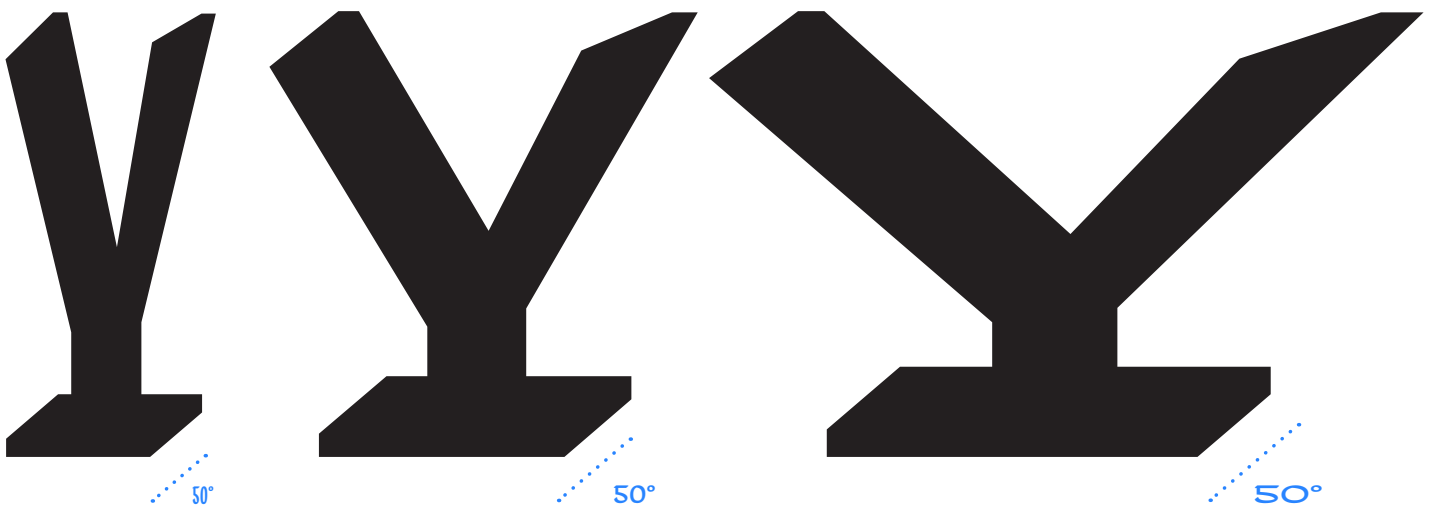

DIGITAL

DIGITAL

DIGITAL



SAME ANGLE ACROSS ALL STYLES



A LOT.

LESS

LESS

LESS

...

ABC
ABC
ABC

ABC
ABC
ABC

ABC
ABC
ABC

CONDENSED

Condensed

REGULAR CONDENSED / 10 PT

THE SHAPE OF THE STROKES AND THE TYPEFACE PROPORTIONS WERE HEAVILY INFLUENCED BY TWO SOURCES: BROAD NIB CALLIGRAPHY AND SPEED STROKE CAPS.

THERE ARE DIFFERENT METHODS OF INTERPRETING THE HANDWRITING. IN THE CASE OF NATRI, INSTEAD OF FORCING A HANDMADE LOOK, IT TAKES ADVANTAGE OF COMPUTER DIGITIZATION. THE NATURAL STROKE ENDINGS OF BRUSH LETTERING ARE REPLACED WITH STRICT MECHANIC-GEOMETRIC LOOK. IN CERTAIN LETTER COMBINATIONS, LETTERS LOOK LIKE ARCHITECTURAL OBJECTS - BUILDINGS VIEWED FROM ABOVE.

THE VECTOR DRAWINGS WERE TESTED OVER AND OVER WITH THE BRUSH UNTIL IT WAS POSSIBLE TO LETTER THEM BY HAND, SO IT COULD BE USED AS A LETTERING MODEL AS WELL. THE POSSIBILITY OF HAVING THE COMPUTER FONT AND BEING ABLE TO WRITE IT BY HAND GIVES THE TYPEFACE NEW POSSIBILITIES - THESE TWO MODES CAN BE COMBINED IN PROJECTS SUCH AS CORPORATE IDENTITY PROGRAMS.

A RANGE OF WIDTHS WAS DESIGNED TO GIVE THE TYPEFACE MORE FLEXIBILITY WHEN COMBINED WITH SIGN PAINTING AND FIT CERTAIN SPACE CONDITIONS.

MEDIUM CONDENSED / 10 PT

THE SHAPE OF THE STROKES AND THE TYPEFACE PROPORTIONS WERE HEAVILY INFLUENCED BY TWO SOURCES: BROAD NIB CALLIGRAPHY AND SPEED STROKE CAPS.

THERE ARE DIFFERENT METHODS OF INTERPRETING THE HANDWRITING. IN THE CASE OF NATRI, INSTEAD OF FORCING A HANDMADE LOOK, IT TAKES ADVANTAGE OF COMPUTER DIGITIZATION. THE NATURAL STROKE ENDINGS OF BRUSH LETTERING ARE REPLACED WITH STRICT MECHANIC-GEOMETRIC LOOK. IN CERTAIN LETTER COMBINATIONS, LETTERS LOOK LIKE ARCHITECTURAL OBJECTS - BUILDINGS VIEWED FROM ABOVE.

THE VECTOR DRAWINGS WERE TESTED OVER AND OVER WITH THE BRUSH UNTIL IT WAS POSSIBLE TO LETTER THEM BY HAND, SO IT COULD BE USED AS A LETTERING MODEL AS WELL. THE POSSIBILITY OF HAVING THE COMPUTER FONT AND BEING ABLE TO WRITE IT BY HAND GIVES THE TYPEFACE NEW POSSIBILITIES - THESE TWO MODES CAN BE COMBINED IN PROJECTS SUCH AS CORPORATE IDENTITY PROGRAMS.

A RANGE OF WIDTHS WAS DESIGNED TO GIVE THE TYPEFACE MORE FLEXIBILITY WHEN COMBINED WITH SIGN PAINTING AND FIT CERTAIN SPACE CONDITIONS.

BOLD CONDENSED / 10 PT

THE SHAPE OF THE STROKES AND THE TYPEFACE PROPORTIONS WERE HEAVILY INFLUENCED BY TWO SOURCES: BROAD NIB CALLIGRAPHY AND SPEED STROKE CAPS.

THERE ARE DIFFERENT METHODS OF INTERPRETING THE HANDWRITING. IN THE CASE OF NATRI, INSTEAD OF FORCING A HANDMADE LOOK, IT TAKES ADVANTAGE OF COMPUTER DIGITIZATION. THE NATURAL STROKE ENDINGS OF BRUSH LETTERING ARE REPLACED WITH STRICT MECHANIC-GEOMETRIC LOOK. IN CERTAIN LETTER COMBINATIONS, LETTERS LOOK LIKE ARCHITECTURAL OBJECTS - BUILDINGS VIEWED FROM ABOVE.

THE VECTOR DRAWINGS WERE TESTED OVER AND OVER WITH THE BRUSH UNTIL IT WAS POSSIBLE TO LETTER THEM BY HAND, SO IT COULD BE USED AS A LETTERING MODEL AS WELL. THE POSSIBILITY OF HAVING THE COMPUTER FONT AND BEING ABLE TO WRITE IT BY HAND GIVES THE TYPEFACE NEW POSSIBILITIES - THESE TWO MODES CAN BE COMBINED IN PROJECTS SUCH AS CORPORATE IDENTITY PROGRAMS.

A RANGE OF WIDTHS WAS DESIGNED TO GIVE THE TYPEFACE MORE FLEXIBILITY WHEN COMBINED WITH SIGN PAINTING AND FIT CERTAIN SPACE CONDITIONS.

Regular Condensed / 10 pt

The shape of the strokes and the typeface proportions were heavily influenced by two sources: broad nib calligraphy and speed stroke caps.

There are different methods of interpreting the handwriting. In the case of Natri, instead of forcing a handmade look, it takes advantage of computer digitization. The natural stroke endings of brush lettering are replaced with strict mechanic-geometric look. In certain letter combinations, letters look like architectural objects - buildings viewed from above.

The vector drawings were tested over and over with the brush until it was possible to letter them by hand, so it could be used as a lettering model as well. The possibility of having the computer font and being able to write it by hand gives the typeface new possibilities - these two modes can be combined in projects such as corporate identity programs.

A range of widths was designed to give the typeface more flexibility when combined with sign painting and fit certain space conditions.

Medium Condensed / 10 pt

The shape of the strokes and the typeface proportions were heavily influenced by two sources: broad nib calligraphy and speed stroke caps.

There are different methods of interpreting the handwriting. In the case of Natri, instead of forcing a handmade look, it takes advantage of computer digitization. The natural stroke endings of brush lettering are replaced with strict mechanic-geometric look. In certain letter combinations, letters look like architectural objects - buildings viewed from above.

The vector drawings were tested over and over with the brush until it was possible to letter them by hand, so it could be used as a lettering model as well. The possibility of having the computer font and being able to write it by hand gives the typeface new possibilities - these two modes can be combined in projects such as corporate identity programs.

A range of widths was designed to give the typeface more flexibility when combined with sign painting and fit certain space conditions.

Bold Condensed / 10 pt

The shape of the strokes and the typeface proportions were heavily influenced by two sources: broad nib calligraphy and speed stroke caps.

There are different methods of interpreting the handwriting. In the case of Natri, instead of forcing a handmade look, it takes advantage of computer digitization. The natural stroke endings of brush lettering are replaced with strict mechanic-geometric look. In certain letter combinations, letters look like architectural objects - buildings viewed from above.

The vector drawings were tested over and over with the brush until it was possible to letter them by hand, so it could be used as a lettering model as well. The possibility of having the computer font and being able to write it by hand gives the typeface new possibilities - these two modes can be combined in projects such as corporate identity programs.

A range of widths was designed to give the typeface more flexibility when combined with sign painting and fit certain space conditions.

NARROW

Narrow

REGULAR NARROW / 10 PT

THE SHAPE OF THE STROKES AND THE TYPEFACE PROPORTIONS WERE HEAVILY INFLUENCED BY TWO SOURCES: BROAD NIB CALLIGRAPHY AND SPEED STROKE CAPS.

THERE ARE DIFFERENT METHODS OF INTERPRETING THE HANDWRITING. IN THE CASE OF NATRI, INSTEAD OF FORCING A HANDMADE LOOK, IT TAKES ADVANTAGE OF COMPUTER DIGITIZATION. THE NATURAL STROKE ENDINGS OF BRUSH LETTERING ARE REPLACED WITH STRICT MECHANIC-GEOMETRIC LOOK. IN CERTAIN LETTER COMBINATIONS, LETTERS LOOK LIKE ARCHITECTURAL OBJECTS - BUILDINGS VIEWED FROM ABOVE. THE VECTOR DRAWINGS WERE TESTED OVER AND OVER WITH THE BRUSH UNTIL IT WAS POSSIBLE TO LETTER THEM BY HAND, SO IT COULD BE USED AS A LETTERING MODEL AS WELL. THE POSSIBILITY OF HAVING THE COMPUTER FONT AND BEING ABLE TO WRITE IT BY HAND GIVES THE TYPEFACE NEW POSSIBILITIES - THESE TWO MODES CAN BE COMBINED

MEDIUM NARROW / 10 PT

THE SHAPE OF THE STROKES AND THE TYPEFACE PROPORTIONS WERE HEAVILY INFLUENCED BY TWO SOURCES: BROAD NIB CALLIGRAPHY AND SPEED STROKE CAPS.

THERE ARE DIFFERENT METHODS OF INTERPRETING THE HANDWRITING. IN THE CASE OF NATRI, INSTEAD OF FORCING A HANDMADE LOOK, IT TAKES ADVANTAGE OF COMPUTER DIGITIZATION. THE NATURAL STROKE ENDINGS OF BRUSH LETTERING ARE REPLACED WITH STRICT MECHANIC-GEOMETRIC LOOK. IN CERTAIN LETTER COMBINATIONS, LETTERS LOOK LIKE ARCHITECTURAL OBJECTS - BUILDINGS VIEWED FROM ABOVE.

THE VECTOR DRAWINGS WERE TESTED OVER AND OVER WITH THE BRUSH UNTIL IT WAS POSSIBLE TO LETTER THEM BY HAND, SO IT COULD BE USED AS A LETTERING MODEL AS WELL. THE POSSIBILITY OF HAVING THE COMPUTER FONT AND BEING ABLE TO WRITE

BOLD NARROW / 10 PT

THE SHAPE OF THE STROKES AND THE TYPEFACE PROPORTIONS WERE HEAVILY INFLUENCED BY TWO SOURCES: BROAD NIB CALLIGRAPHY AND SPEED STROKE CAPS.

THERE ARE DIFFERENT METHODS OF INTERPRETING THE HANDWRITING. IN THE CASE OF NATRI, INSTEAD OF FORCING A HANDMADE LOOK, IT TAKES ADVANTAGE OF COMPUTER DIGITIZATION. THE NATURAL STROKE ENDINGS OF BRUSH LETTERING ARE REPLACED WITH STRICT MECHANIC-GEOMETRIC LOOK. IN CERTAIN LETTER COMBINATIONS, LETTERS LOOK LIKE ARCHITECTURAL OBJECTS - BUILDINGS VIEWED FROM ABOVE.

THE VECTOR DRAWINGS WERE TESTED OVER AND OVER WITH THE BRUSH UNTIL IT WAS POSSIBLE TO LETTER THEM BY HAND, SO IT COULD BE USED AS A LETTERING MODEL AS

Regular Narrow / 10 pt

The shape of the strokes and the typeface proportions were heavily influenced by two sources: broad nib calligraphy and speed stroke caps.

There are different methods of interpreting the handwriting. In the case of Natri, instead of forcing a handmade look, it takes advantage of computer digitization. The natural stroke endings of brush lettering are replaced with strict mechanic-geometric look. In certain letter combinations, letters look like architectural objects - buildings viewed from above.

The vector drawings were tested over and over with the brush until it was possible to letter them by hand, so it could be used as a lettering model as well. The possibility of having the computer font and being able to write it by hand gives the typeface new possibilities - these two modes can be combined in projects such as corporate

Medium Narrow / 10 pt

The shape of the strokes and the typeface proportions were heavily influenced by two sources: broad nib calligraphy and speed stroke caps.

There are different methods of interpreting the handwriting. In the case of Natri, instead of forcing a handmade look, it takes advantage of computer digitization. The natural stroke endings of brush lettering are replaced with strict mechanic-geometric look. In certain letter combinations, letters look like architectural objects - buildings viewed from above.

The vector drawings were tested over and over with the brush until it was possible to letter them by hand, so it could be used as a lettering model as well. The possibility of having the computer font and being able to write it by hand gives the typeface new possibilities - these two modes can be combined in projects

Bold Narrow / 10 pt

The shape of the strokes and the typeface proportions were heavily influenced by two sources: broad nib calligraphy and speed stroke caps.

There are different methods of interpreting the handwriting. In the case of Natri, instead of forcing a handmade look, it takes advantage of computer digitization. The natural stroke endings of brush lettering are replaced with strict mechanic-geometric look. In certain letter combinations, letters look like architectural objects - buildings viewed from above.

The vector drawings were tested over and over with the brush until it was possible to letter them by hand, so it could be used as a lettering model as well. The possibility of having the computer font and being able to write it

NORMAL

Normal

REGULAR NORMAL / 10 PT

THE SHAPE OF THE STROKES AND THE TYPEFACE PROPORTIONS WERE HEAVILY INFLUENCED BY TWO SOURCES: BROAD NIB CALLIGRAPHY AND SPEED STROKE CAPS.

THERE ARE DIFFERENT METHODS OF INTERPRETING THE HANDWRITING. IN THE CASE OF NATRI, INSTEAD OF FORCING A HANDMADE LOOK, IT TAKES ADVANTAGE OF COMPUTER DIGITIZATION. THE NATURAL STROKE ENDINGS OF BRUSH LETTERING ARE REPLACED WITH STRICT MECHANIC-GEOMETRIC LOOK. IN CERTAIN LETTER COMBINATIONS, LETTERS LOOK LIKE ARCHITECTURAL OBJECTS – BUILDINGS VIEWED FROM ABOVE.

THE VECTOR DRAWINGS WERE TESTED OVER AND

MEDIUM NORMAL / 10 PT

THE SHAPE OF THE STROKES AND THE TYPEFACE PROPORTIONS WERE HEAVILY INFLUENCED BY TWO SOURCES: BROAD NIB CALLIGRAPHY AND SPEED STROKE CAPS.

THERE ARE DIFFERENT METHODS OF INTERPRETING THE HANDWRITING. IN THE CASE OF NATRI, INSTEAD OF FORCING A HANDMADE LOOK, IT TAKES ADVANTAGE OF COMPUTER DIGITIZATION. THE NATURAL STROKE ENDINGS OF BRUSH LETTERING ARE REPLACED WITH STRICT MECHANIC-GEOMETRIC LOOK. IN CERTAIN LETTER COMBINATIONS, LETTERS LOOK LIKE ARCHITECTURAL OBJECTS – BUILDINGS VIEWED FROM ABOVE.

THE VECTOR DRAWINGS WERE TESTED OVER AND

BOLD NORMAL / 10 PT

THE SHAPE OF THE STROKES AND THE TYPEFACE PROPORTIONS WERE HEAVILY INFLUENCED BY TWO SOURCES: BROAD NIB CALLIGRAPHY AND SPEED STROKE CAPS.

THERE ARE DIFFERENT METHODS OF INTERPRETING THE HANDWRITING. IN THE CASE OF NATRI, INSTEAD OF FORCING A HANDMADE LOOK, IT TAKES ADVANTAGE OF COMPUTER DIGITIZATION. THE NATURAL STROKE ENDINGS OF BRUSH LETTERING ARE REPLACED WITH STRICT MECHANIC-GEOMETRIC LOOK. IN CERTAIN LETTER COMBINATIONS, LETTERS LOOK LIKE ARCHITECTURAL OBJECTS – BUILDINGS VIEWED FROM ABOVE.

Regular Normal / 10 pt

The shape of the strokes and the typeface proportions were heavily influenced by two sources: broad nib calligraphy and speed stroke caps.

There are different methods of interpreting the handwriting. In the case of Natri, instead of forcing a handmade look, it takes advantage of computer digitization. The natural stroke endings of brush lettering are replaced with strict mechanic-geometric look. In certain letter combinations, letters look like architectural objects – buildings viewed from above.

The vector drawings were tested over and over with the brush until it was possible to letter them by hand, so it could be used as a lettering model as

Medium Normal / 10 pt

The shape of the strokes and the typeface proportions were heavily influenced by two sources: broad nib calligraphy and speed stroke caps.

There are different methods of interpreting the handwriting. In the case of Natri, instead of forcing a handmade look, it takes advantage of computer digitization. The natural stroke endings of brush lettering are replaced with strict mechanic-geometric look. In certain letter combinations, letters look like architectural objects – buildings viewed from above.

The vector drawings were tested over and over with the brush until it was possible to letter them by hand, so it could be used as a letter-

Bold Normal / 10 pt

The shape of the strokes and the typeface proportions were heavily influenced by two sources: broad nib calligraphy and speed stroke caps.

There are different methods of interpreting the handwriting. In the case of Natri, instead of forcing a handmade look, it takes advantage of computer digitization. The natural stroke endings of brush lettering are replaced with strict mechanic-geometric look. In certain letter combinations, letters look like architectural objects – buildings viewed from above.

The vector drawings were tested over and

SEMI EXTENDED

Semi Extended

REGULAR SEMI EXTENDED / 10 PT
THE SHAPE OF THE STROKES AND THE TYPEFACE PROPORTIONS WERE HEAVILY INFLUENCED BY TWO SOURCES: BROAD NIB CALLIGRAPHY AND SPEED STROKE CAPS.

THERE ARE DIFFERENT METHODS OF INTERPRETING THE HANDWRITING. IN THE CASE OF NATRI, INSTEAD OF FORCING A HANDMADE LOOK, IT TAKES ADVANTAGE OF COMPUTER DIGITIZATION. THE NATURAL STROKE ENDINGS OF BRUSH LETTERING ARE REPLACED WITH STRICT MECHANIC-GEOMETRIC LOOK. IN CERTAIN LETTER COMBINATIONS, LETTERS LOOK

MEDIUM SEMI EXTENDED / 10 PT
THE SHAPE OF THE STROKES AND THE TYPEFACE PROPORTIONS WERE HEAVILY INFLUENCED BY TWO SOURCES: BROAD NIB CALLIGRAPHY AND SPEED STROKE CAPS.

THERE ARE DIFFERENT METHODS OF INTERPRETING THE HANDWRITING. IN THE CASE OF NATRI, INSTEAD OF FORCING A HANDMADE LOOK, IT TAKES ADVANTAGE OF COMPUTER DIGITIZATION. THE NATURAL STROKE ENDINGS OF BRUSH LETTERING ARE REPLACED WITH STRICT MECHANIC-GEOMETRIC LOOK. IN CERTAIN LETTER COMBINATIONS,

BOLD SEMI EXTENDED / 10 PT
THE SHAPE OF THE STROKES AND THE TYPEFACE PROPORTIONS WERE HEAVILY INFLUENCED BY TWO SOURCES: BROAD NIB CALLIGRAPHY AND SPEED STROKE CAPS.
THERE ARE DIFFERENT METHODS OF INTERPRETING THE HANDWRITING. IN THE CASE OF NATRI, INSTEAD OF FORCING A HANDMADE LOOK, IT TAKES ADVANTAGE OF COMPUTER DIGITIZATION. THE NATURAL STROKE ENDINGS OF BRUSH LETTERING ARE REPLACED WITH STRICT MECHANIC-GEOMETRIC LOOK. IN CERTAIN

Regular Semi Extended / 10 pt
The shape of the strokes and the typeface proportions were heavily influenced by two sources: broad nib calligraphy and speed stroke caps.

There are different methods of interpreting the handwriting. In the case of Natri, instead of forcing a handmade look, it takes advantage of computer digitization. The natural stroke endings of brush lettering are replaced with strict mechanic-geometric look. In certain letter combinations, letters look like architectural objects – buildings viewed from above.

Medium Semi Extended / 10 pt
The shape of the strokes and the typeface proportions were heavily influenced by two sources: broad nib calligraphy and speed stroke caps.
There are different methods of interpreting the handwriting. In the case of Natri, instead of forcing a handmade look, it takes advantage of computer digitization. The natural stroke endings of brush lettering are replaced with strict mechanic-geometric look. In certain letter combinations, letters look like architectural objects – buildings viewed from above.

Bold Semi Extended / 10 pt
The shape of the strokes and the typeface proportions were heavily influenced by two sources: broad nib calligraphy and speed stroke caps.
There are different methods of interpreting the handwriting. In the case of Natri, instead of forcing a handmade look, it takes advantage of computer digitization. The natural stroke endings of brush lettering are replaced with strict mechanic-geometric look. In certain letter combinations, letters look like archi-

EXTENDED Extended

REGULAR EXTENDED / 10 PT
THE SHAPE OF THE STROKES
AND THE TYPEFACE PROPOR-
TIONS WERE HEAVILY INFLU-
ENCED BY TWO SOURCES: BROAD
NIB CALLIGRAPHY AND SPEED
STROKE CAPS.

THERE ARE DIFFERENT METHODS
OF INTERPRETING THE HAND-
WRITING. IN THE CASE OF NA-
TRI, INSTEAD OF FORCING A
HANDMADE LOOK, IT TAKES AD-
VANTAGE OF COMPUTER DIGITI-
ZATION. THE NATURAL STROKE
ENDINGS OF BRUSH LETTERING

MEDIUM EXTENDED / 10 PT
THE SHAPE OF THE STROKES
AND THE TYPEFACE PROPOR-
TIONS WERE HEAVILY INFLU-
ENCED BY TWO SOURCES:
BROAD NIB CALLIGRAPHY AND
SPEED STROKE CAPS.

THERE ARE DIFFERENT METH-
ODS OF INTERPRETING THE
HANDWRITING. IN THE CASE OF
NATRI, INSTEAD OF FORCING
A HANDMADE LOOK, IT TAKES
ADVANTAGE OF COMPUTER
DIGITIZATION. THE NATURAL
STROKE ENDINGS OF BRUSH

BOLD EXTENDED / 10 PT
THE SHAPE OF THE STROKES
AND THE TYPEFACE PROPOR-
TIONS WERE HEAVILY INFLU-
ENCED BY TWO SOURCES:
BROAD NIB CALLIGRAPHY
AND SPEED STROKE CAPS.

THERE ARE DIFFERENT
METHODS OF INTERPRET-
ING THE HANDWRITING. IN
THE CASE OF NATRI, INSTEAD
OF FORCING A HANDMADE
LOOK, IT TAKES ADVANTAGE
OF COMPUTER DIGITIZATION.
THE NATURAL STROKE END-

Regular Extended / 10 pt
The shape of the strokes and
the typeface proportions were
heavily influenced by two sourc-
es: broad nib calligraphy and
speed stroke caps.

There are different methods
of interpreting the handwrit-
ing. In the case of Natri, instead
of forcing a handmade look, it
takes advantage of computer
digitization. The natural stroke
endings of brush lettering are
replaced with strict mechan-
ic-geometric look. In certain

Medium Extended / 10 pt
The shape of the strokes
and the typeface proportions
were heavily influenced by two
sources: broad nib calligraphy
and speed stroke caps.

There are different methods
of interpreting the handwriting.
In the case of Natri, instead
of forcing a handmade look, it
takes advantage of computer
digitization. The natural stroke
endings of brush lettering are
replaced with strict mechan-
ic-geometric look. In certain

Bold Extended / 10 pt
The shape of the strokes
and the typeface propor-
tions were heavily influenced
by two sources: broad nib
calligraphy and speed stroke
caps.

There are different methods
of interpreting the handwrit-
ing. In the case of Natri, in-
stead of forcing a handmade
look, it takes advantage of
computer digitization. The
natural stroke endings of
brush lettering are replaced

ENVIRONMENT

EPISODE

Nº 1

EARTH

ÁBCĎĚFGĤÎĴKL
MŇŎPQRŠŤÚVẀXȚŽ
áæbčďêěǧĥííĵĺmňö
øðpqršŕtúvẁxȳž
12345678900
([{\$€&?!}])

Bold Normal / 46 pt

ÁBCĎĚFGĤÎĴKL
MŇŎPQRŠŤÚVẀXȚŽ
áæbčďêěǧĥííĵĺmňö
øðpqršŕtúvẁxȳž
12345678900
([{\$€&?!}])

Regular Condensed / 46 pt

ÁBCĎĚ
MŇŎPQ
áæbčď
øðpqrš
12345
([{\$€&

Medium Extended / 46 pt

OPENTYPE FEATURES

Stylistic Alternates /
Stylistic Set 1

J Ĵ Í Í̂
J Ĵ Í Í̂

Slashed Zero

0123456789 1500

0̅123456789 1500

Tabular Figures

1234567890
1234567890

Localised Forms
(activated when
appropriated language
is selected)

L-L ş ı İ İ̂ Í Í̂ Ć Ć̂ Ó Ó̂ Ś Ś̂
L-L ş ı İ İ̂ Í Í̂ Ć Ć̂ Ó Ó̂ Ś Ś̂

All Caps

CAPS@̂iCase
CAPS@̂iCASE

Discretionaly ligatures

(C) (P) (R)
© ®

Fractions

2 1/4 365/24
2¼ 365/24

Subscript / Inferior

H₂S₀4 abcde₁₂₃
H₂S₀4 abcde₁₂₃

Ordinals

5^a 2^o N^o 1st 2nd
5^a 2^o N^o 1st 2nd

Superscript / Superior

1st x² y³ abc123
1st x² y³ abc123

Discretionaly ligatures
(Arrows)

-> <- ^- ^/ ^\ |^ /^ <-> ^-^
→ ← ↑ ↓ ↙ ↖ ↗ ↘ ↔ ⇕



FISH &

CHIPS



www.dizajndesign.sk