



# Global Golf Participation Report.

2023

R&A

8.0M

---

registered golfers

31.6M

---

unregistered 9 & 18 hole golfers

61.2M

---

adults engaged with golf

15%


---

rise in registered and unregistered  
9 & 18 hole golfers since 2020

21,431

---

golf courses in The R&A  
affiliated nations worldwide



# Contents.

Introduction	4
Background	5
Executive Summary and Analysis	6
Africa	11
Asia	13
Canada	15
Caribbean	17
Central & South America	19
Europe	21
Middle East	24
Oceania	26
R&A Affiliate Region & Countries Statistical Summary	28
Glossary	35

# Martin Slumbers, CEO, The R&A.

Welcome to The R&A Global Golf Participation Report for 2023, providing an overview of global golf through an analysis of the number and breakdown of golfers and golf courses in our affiliated national federations around the world. For the first time, we are presenting participation in all these markets in a single report. This report collates data gathered in the same year from Asia, Africa, Canada, the Caribbean, Central & South America, Europe, the Middle East and Oceania.

Given the growth of the sport in recent years, I am once again delighted to report an increase in the number of golfers across the globe (excluding the USA and Mexico). Within the nations affiliated to The R&A, there are now 39.6 million golfers playing on 9 and 18 hole courses. This not only represents solid 15% growth against the previous figures compiled in 2020, but a substantial 34% rise against 2016.

It should also be remembered that between 2012 and 2016 golf participation was fairly static but had started to rise before Covid-19. While factors outside anyone's control have had an impact, the surge in popularity that golf has enjoyed – and is now sustaining – has not just happened. It is testament to the hard work of everyone involved in the sport, from national federations to golf facilities and so many others. Thank you to all for your energy, excellence and commitment.

Those of us privileged to work in the sport are custodians of a rich history that we celebrated at The 150th Open at St Andrews last year. We are also charged with taking golf forward. In the previous iteration of this report, we looked for the first

time at all 9 & 18 hole golfers and not just registered golfers. Now, we are able to go further and look at all those who engage with golf beyond 9 & 18 hole formats. Doing so highlights that there nearly 61.2 million adults who are part of the golf ecosystem and engage with the sport in some format (outside of the USA and Mexico). It is important that we find ways to support these players as well as traditional golfers and create pathways that help those who want more formal golf experiences to access them. At the same time, we recognise that for some people, alternative formats will provide everything they want, at least for now.

For golf to continue growing at its current rate, we have to keep connecting more people to golf clubs and facilities. The new facilities and initiatives springing up to cater for new players and those looking for non-traditional formats are among the reasons I strongly believe that our sport is more accessible and more welcoming to more people than ever before. We know that there is work still to do. It is underway and it will continue.

It is wonderful to have, for the first time, a global overview of

those golf federations in The R&A's jurisdiction over the same year. This report is valuable in allowing us to stay on top of key trends and benchmark progress. Thank you to all those who have contributed to this report and to everyone who supports golf, day in and day out around the world.



**Martin Slumbers**  
CEO, The R&A

“For golf to continue growing at its current rate, we have to keep connecting more people to golf clubs and facilities.”



## Background.

For the first time, The R&A is presenting participation in all of its affiliated markets across the world in a single report, representing the vast majority of the global population of 8 billion people.

Data relating to the number of registered golfers, and estimates of the number of unregistered golfers, were provided by affiliates and analysed by independent agency Sporting Insights.

As for estimates in previous years, the number of registered golfers and the number of unregistered 9 & 18 hole golfers has been estimated (described collectively in this report as '9 & 18 hole golfers'), but this year we have established formal measurements as well as estimates of the broader reach of golf around the world, including alternative formats that would not be accounted for through official channels.

To develop this we have used information from The R&A's International Golf Barometer. The Barometer tracks all forms of golf engagement and participation in detail across nine international markets. Information from this source was used to calculate multipliers to be able to project and calibrate the level of total adult engagement from the existing metrics provided by the affiliates, providing a broader evaluation of engagement than has been possible previously.

Where individual markets were included in the 2022 International Golf Barometer, consistent figures have been used for the Global

Golfer estimates. Where the information provided by affiliates is incomplete, we have used estimates to balance information for a particular market. Our estimates are based on insight from nationally representative studies, extrapolated to similar markets, and, where these are not available, on 'best' estimate calculations.

For the purposes of continental comparisons, please note that countries have been grouped according to their geographical location based on The R&A definitions.



# Global golf participation compared.

There are 8 million registered golfers in the 146 countries studied in this report, with an additional 31.6 million people playing on 9 or 18 hole golf courses but unaffiliated to their national federation. Total 9 & 18 hole player numbers have reached 39.6 million, up 15% compared to 2020 figures. New for 2023, this report also makes a global estimate (excluding the USA and Mexico) of the total number of adults engaged with golf – which stands at 61.2m.

This may seem a small percentage when compared against the total population represented by this report – nearly 8 billion people – but in reality, it highlights golf’s global appeal. Few other sports are played in such number in so many countries, by people of all ages, genders, demographic and socio-economic backgrounds. Even fewer can say that they have grown participation so rapidly over the past decade.

“Few other sports are played in such number in so many countries, by people of all ages, genders, demographic and socio-economic backgrounds.”

76%

of all 9 & 18 hole golfers are in Asia or Europe





### Top five 9 & 18 hole golfer markets overall

	Japan	8,143,000
	Canada	5,588,000
	Republic of Korea	5,350,000
	England	3,407,000
	Germany	2,117,000

Asia leads the way in terms of the total number of 9 & 18 hole golfers, with 16.1 million players but rapid growth in Europe over recent years has seen it bridge the gap, with 14 million players.

Canada is the next largest R&A region, albeit representing one country, with 5.6 million 9 & 18 hole golfers. Oceania remains one of the most vibrant regions, recording strong growth, as well as benefiting from more in-depth measurement of golf engagement. Since the last report there are now 2.9 million golfers playing on 9 & 18 hole courses. Africa has also experienced solid growth of 35% since the data was last collected.

The Caribbean, the smallest market by population, is unsurprisingly also the smallest in terms of golf participation, with 27,000 total 9 & 18 hole golfers playing on 89 golf courses.

These R&A international affiliate numbers reflect both registered and non-registered players. Registered golfers are those who are affiliated to national federations by golf club membership or through direct federation membership. Non-registered golfers include independent or nomadic golfers who play on full-length (9 or 18 hole) golf courses but are not club members and do not have direct affiliation to their national federation. The proportion of 9

& 18 hole course users who are registered varies by continent. In Canada, it is as low as 6% and in Asia it is only 13%. This may be influenced by several factors, such as the cost or accessibility of golf, or the fact that so many golfers in Asia do not feel the need to have a handicap and so are not affiliated to a club or federation in order to achieve this. Other continents all have between 20% and 38% of 9 & 18 hole golfers registered to their national federations. This is highest in the Middle East (38%) and the Caribbean (37%). Europe, Africa and Central and South America all have over 30% of 9 & 18 hole golfers registered.



Total adult engagement has been estimated for the first time worldwide in 2022, so this report does not include historical comparisons. However, the additional number of adults engaging with golf does highlight why it is so important to monitor these figures. The total of 61.2 million adults engaging with golf globally includes strong numbers in Europe and Asia in particular.

It is vital that golf continues to promote opportunities for exposing new people to the game in different environments and through different formats. The World Bank estimates that 56% of the world's population, or 4.4 billion people, currently live in cities, and that number is expected to rise to 70% by 2050. Global changes like this, and others including climate change, will of course impact what people want from golf and when and where they want it.

Simulator golf, multi-tier driving ranges built on smaller footprints and range based activities like Topgolf as well as family friendly activities like adventure golf are all important constituent parts in golf's ecosystem. They all have a role in making golf available in urban areas and in climates prone to extreme heat or cold, playable year round.

Some of those engaging with golf only in these alternative formats will go on, through the encouragement of family or friends, through national federation initiatives, or through personal curiosity and interest, to become 9 & 18 hole golfers in time. Others will not but, as this report shows, they are an important part of the golf market. They have, like so many around the world before them, discovered the simple joy of hitting a ball with a golf club, alone or in the company of friends and partners, parents, grandparents and children.

# 15%

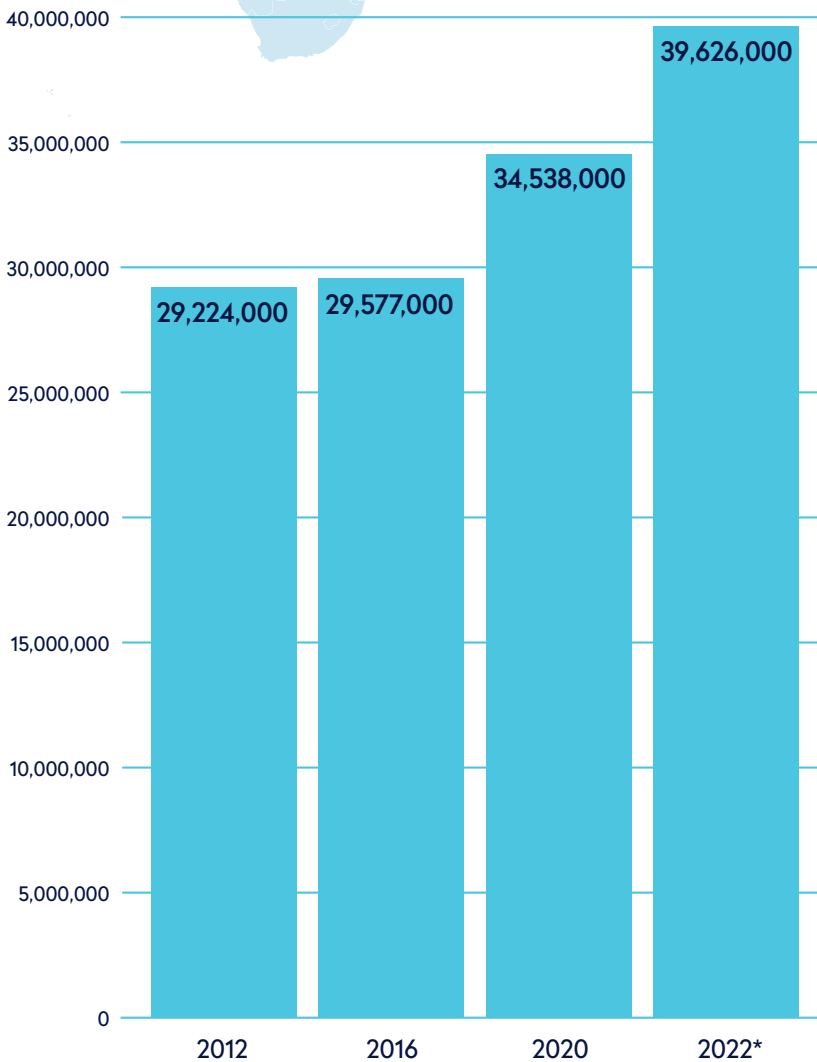
increase in the number of people playing 9 or 18 hole golf since 2020

“It is vital that golf continues to promote opportunities for exposing new people to the game in different environments and through different formats.”





## Number of 9 & 18 hole golfers by year



8.0M

registered golfers

31.6M

unregistered  
9 & 18 hole golfers


61.2M

total adult engagement  
(including all formats)

\*2022 was the first year of the International Golf Barometer, previous years' figures were sourced solely from the national associations combined with industry stakeholder estimates.

# Global golf participation in numbers.

## Top 5 markets by registered golfer numbers

Country	Registered golfers 2022
 England	740,673
 Japan	707,580
 Germany	682,942
 Sweden	536,203
 China	500,000

Europe and Asia dominate for all types of golf engagement, with three of the top five markets in Europe and two in Asia, in terms of registered golfer numbers.

## Golf engagement by region

Regions	Registered golfers 2022	All 9 & 18 hole golfers (incl. registered and independent) 2022	Total adult engagement with golf 2022
Africa	0.2M	0.6M	5.3M
Asia	2.0M	16.1M	22.5M
Caribbean	0.01M	0.03M	0.04M
Canada	0.3M	5.6M	6.6M
Central & South America	0.1M	0.3M	1.8M
Europe	4.6M	14.0M	21.1M
Middle East	0.02M	0.04M	0.1M
Oceania	0.8M	2.9M	3.9M
<b>Total</b>	<b>8.0M</b>	<b>39.6M</b>	<b>61.2M</b>

Women make up 23% of adult registered golfers worldwide. The Republic of Korea, Germany and The Netherlands show the strongest representation of women amongst registered adult golfers. This underlines the importance of work such as the Women in Golf Charter and strategic positioning at a country level to ensure that golf is presented in a way that is appealing to all genders.

Looking only at countries with at least 200,000 adult registered golfers, the following markets have the highest proportion of adult female golfers:

## Markets with more than 200,000 adult registered golfers and a minimum of 22% representation of women

Country	% of adult registered golfers who are women	Number of registered women
 Republic of Korea	45%	211,822
 Germany	36%	638,665
 Netherlands	32%	399,061
 Spain	27%	257,040
 France	27%	398,807
 Sweden	27%	473,583
 Canada	22%	300,180

“Of all adult registered golfers globally, women make up 23%. Women make up at least 25% of adult registered golfers in 42 markets around the world.”

# Africa.

## Region Summary



Africa has enjoyed strong growth in terms of total 9 & 18 hole golfers since the last report in 2020, with an estimated 594,000 9 & 18 hole golfers in Africa in 2022.

Registered golfer numbers are also slightly up, with 10,000 more golfers officially affiliated to African golf federations and nearly 200,000 registered across the continent in 2022.

Total numbers of recorded junior registered golfers in Africa have risen by nearly 5,000 in the last two years and, encouragingly, in nearly two thirds of the African nations included in this report, juniors make up more than 10% of registered golfers, suggesting that

strong groundwork is being laid for the further evolution of the sport in the coming years. Greater female participation is also developing, with Morocco and Nigeria now reporting that women represent over 30% of adult registered golfers. In 21 out of the 24 countries where data on gender distribution is available, women make up more than 10% of registered adult golfers.

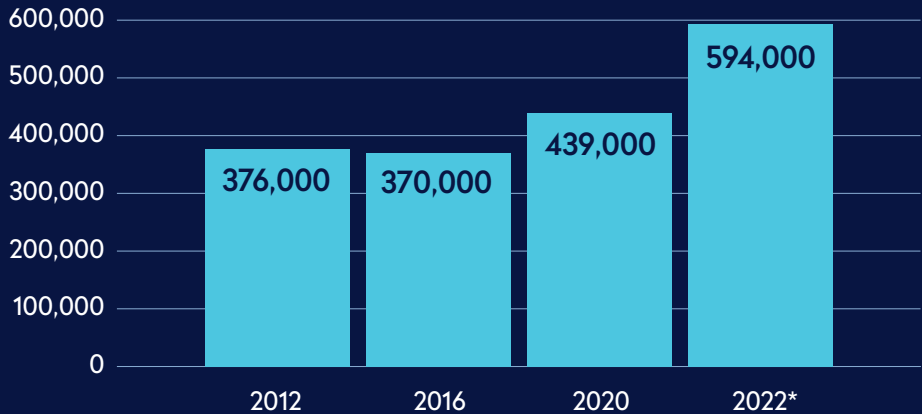
Encouragingly, Africa also has a large number of alternative format golfers. Total adult engagement with golf on the continent is estimated at 5.3 million, giving Africa the highest ratio of alternative to 9 & 18 hole play.

198,000  
registered golfers

396,000  
unregistered  
9 & 18 hole golfers






























5.3M  
total adult engagement  
(including all formats)

### Number of 9 & 18 hole golfers by year - Africa



\*2022 was the first year of the International Golf Barometer, previous years' figures were sourced solely from the national associations combined with industry stakeholder estimates.

# Africa Market Summary.

Country	Total Population	Registered golfers 2022	Adult male registered golfers	Adult female registered golfers	Junior registered golfers	All 9 & 18 hole golfers (incl. registered and independent)	Number of golf courses	9 & 18 hole golfers per course
 Algeria	44,177,969	600	-	-	-	1,200	1	1,200
 Botswana	2,588,423	610	-	-	10	2,560	9	284
 Cameroon	27,198,628	640	-	-	-	1,920	4	480
 Democratic Republic of Congo	95,894,118	553	-	-	-	1,660	3	553
 Egypt	109,262,178	1,400	600	200	600	2,000	35	57
 Eswatini	1,192,271	677	585	75	17	2,560	9	284
 Ethiopia	120,283,026	126	107	17	2	380	2	190
 Gabon	2,341,179	366	265	53	48	1,100	5	220
 Gambia (The)	2,639,916	165	81	22	62	500	1	500
 Ghana	32,833,031	1,774	1,305	252	217	6,000	16	375
 Ivory Coast	27,478,249	500	350	20	130	1,000	3	333
 Kenya	53,005,614	12,099	8,712	2,666	721	24,000	48	500
 Liberia	5,193,416	320	-	-	-	960	2	480
 Libya	6,735,277	336	136	-	200	1,280	5	256
 Madagascar	28,915,653	250	180	50	20	500	5	100
 Malawi	19,889,742	700	400	150	150	1,000	12	83
 Mauritius	1,266,060	1,463	1,124	254	85	4,000	15	267
 Morocco	37,076,584	8,310	4,034	2,060	2,216	25,000	63	397
 Namibia	2,530,151	1,548	1,346	137	65	5,000	14	357
 Nigeria	213,401,323	11,000	5,500	3,000	2,500	33,000	55	600
 Senegal	16,876,720	300	220	30	50	900	3	300
 Seychelles	99,258	156	130	20	6	640	2	320
 Sierra Leone	8,420,641	147	75	15	57	440	2	220
 South Africa	59,392,255	145,510	121,360	15,435	8,715	450,000	472	953
 Tanzania	63,588,334	751	568	81	102	1,500	12	125
 Tunisia	12,262,946	1,118	592	198	328	3,000	16	188
 Uganda	45,853,778	1,464	786	267	411	4,000	19	211
 Zambia	19,473,125	2,056	1,531	252	273	6,000	26	231
 Zimbabwe	15,993,524	3,800	2,800	500	500	12,000	38	316

# Asia.

## Region Summary

The world's largest and most populous continent, it is perhaps unsurprising that Asia has more golfers than any other continent in this report. With 16.1 million 9 & 18 hole golfers and five countries with over 300,000 9 & 18 hole golfers, Asia remains narrowly ahead of Europe. Total adult engagement also puts Asia top of the list, with 22.5 million engaged with any format of golf.

However, despite surpassing 2 million registered golfers thanks to a 7% growth since 2020, Asia has fewer registered golfers as a proportion of its number of 9 & 18 hole golfers than other markets. In total, the number of 9 & 18 hole golfers in Asia dropped very slightly (5,000 players) compared to 2020. With 8.1 million 9 & 18 hole golfers, Japan has the highest number of

9 & 18 hole players of any affiliate, and the Republic of Korea has 5.4 million 9 & 18 hole golfers – making it the third largest R&A affiliate market on this metric.

The development of engaging and fun means of interacting with golf is particularly important in Asia, where many golfers are unable to access memberships and tee times and where the golf infrastructure for on-course options is more limited. The Republic of Korea, Singapore, Hong Kong and Japan have some of the highest numbers of golfers per 9 & 18 hole courses internationally.

Finding ways to bring more golfers into the official federation ecosystem is a major task for the various federations in Asia. The traditional link between federation

and golfer via handicapping is not as strong in Asia as many golfers do not feel the need to maintain an official handicap. Culturally the keeping of scores and comparisons between players means that often they do not require official handicaps. Handicapping is established in Singapore and Japan and initiatives in Korea by the Korea Golf Association to build official handicapping are a positive step.

2.0M

registered golfers

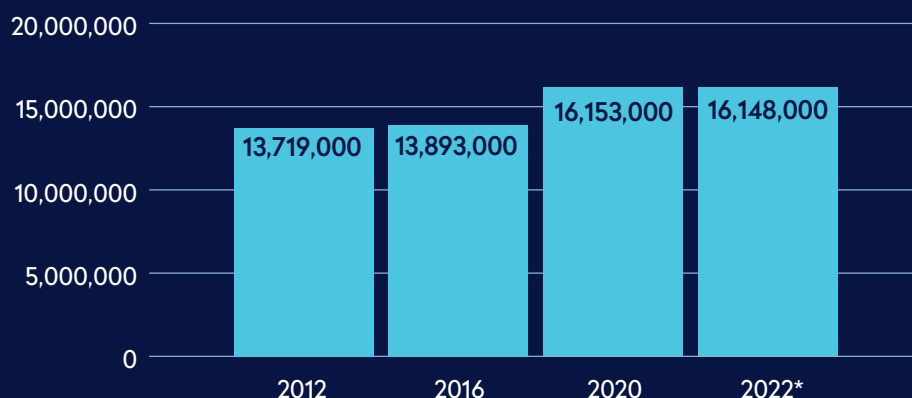
14.1M

unregistered 9 & 18 hole golfers

22.5M




























total adult engagement (including all formats)

### Number of 9 & 18 hole golfers by year - Asia



\*2022 was the first year of the International Golf Barometer, previous years' figures were sourced solely from the national associations combined with industry stakeholder estimates.

# Asia Market Summary.

Country	Total Population	Registered golfers 2022	Adult male registered golfers	Adult female registered golfers	Junior registered golfers	All 9 & 18 hole golfers (incl. registered and independent)	Number of golf courses	9 & 18 hole golfers per course
 Afghanistan	40,099,462	300	150	20	130	600	1	600
 Armenia*	2,790,974	50	15	5	30	90	1	90
 Azerbaijan	10,137,750	171	136	17	18	960	3	320
 Bangladesh	169,356,251	12,342	11,456	496	390	13,000	20	650
 Bhutan	777,486	640	-	-	-	1,920	4	480
 Cambodia	16,589,023	500	-	-	-	3,840	13	295
 China	1,412,360,000	500,000	400,000	100,000	-	1,000,000	605	1,653
 Chinese Taipei	23,574,052	61,500	32,000	25,200	4,300	185,000	87	2,126
 Georgia*	3,708,610	248	191	39	18	500	4	125
 Hong Kong	7,413,100	14,548	10,217	3,675	656	44,000	14	3,143
 India	1,407,563,842	175,000	90,000	60,000	25,000	350,000	296	1,182
 Indonesia	273,753,191	14,084	-	-	295	42,000	170	247
 Japan	125,681,593	707,580	630,133	68,869	8,578	8,143,000	3,090	2,635
 Kazakhstan*	19,000,988	1,020	600	200	220	3,060	9	340
 Kyrgyzstan	6,691,800	45	-	-	-	330	1	330
 Laos	7,425,057	2,240	-	-	-	6,000	13	462
 Malaysia	33,573,874	192,987	166,125	25,381	1,481	579,000	244	2,373
 Mongolia	3,347,782	123	102	21	-	380	4	95
 Myanmar	53,798,084	228	160	8	60	4,300	119	36
 Nepal	30,034,989	1,050	800	50	200	3,000	6	500
 Pakistan	231,402,117	8,800	8,400	250	150	27,000	52	519
 Philippines	113,880,328	25,000	23,500	1,000	500	75,000	132	568
 Republic of Korea	51,744,876	214,000	115,781	96,041	2,178	5,350,000	844	6,339
 Singapore	5,453,566	40,000	31,200	6,800	2,000	120,000	26	4,615
 Sri Lanka	22,156,000	400	200	25	175	1,200	8	150
 Thailand	71,601,103	17,935	11,223	2,631	4,081	116,000	319	364
 Vietnam	97,468,029	39,326	33,426	2,537	3,363	78,000	96	813

\*Armenia, Georgia and Kazakhstan are members of the EGA

# Canada.

## Region Summary

Canada is the second biggest affiliate worldwide in terms of 9 & 18 hole golfer numbers, but compared to other regions in this study, relatively few of Canada's golfers are registered players. Just 6% of 9 & 18 hole golfers are registered players, although there has been a 12% uptick in registered players since data was last collected in 2020.

The data also unearths a relatively small proportion of people engaging solely with other forms of golf. As a more developed golfing market with high golfing participation as a percentage of the population – at 15% Canada sits in the top five countries in the world on this metric - this is perhaps not surprising, but it still highlights opportunities for future growth and outreach to non-golfing populations.

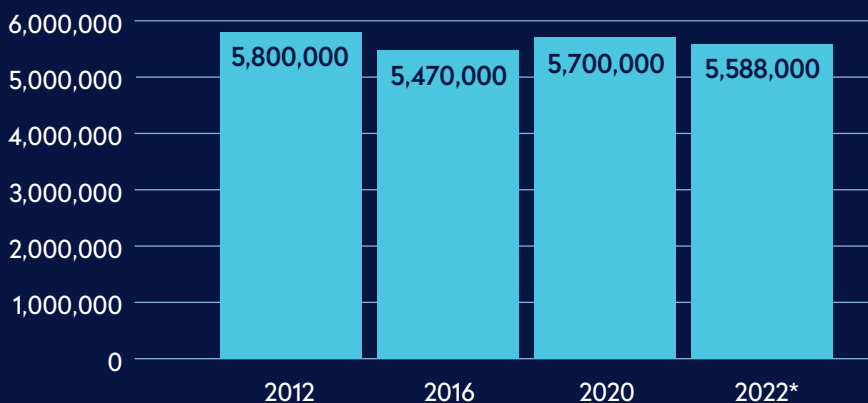
Looking at historic comparisons, 9 & 18 hole golfer levels have remained relatively static in Canada between 5.5 and 5.8 million. The R&A's International Golf Barometer has measured 5.6 million 9 & 18 hole golfers, and 6.6 million adults engaged with some format of golf, making it one of the most active and strong golfing markets in the R&A's jurisdiction.

Juniors represent 6% of registered golfers in Canada and the male : female ratio among registered players is 78 : 22.

With Brooke Henderson capturing her second major last year, and several men's professionals vying to follow in Mike Weir's footsteps as the country's next men's major champion, plus strongly attended tournaments

in the country, including 2022's memorable Canadian Open won by Rory McIlroy and the 2022 Presidents Cup, there are reasons for optimism.

### Number of 9 & 18 hole golfers by year - Canada



319,000

registered golfers

5.3M

unregistered  
9 & 18 hole golfers

6.6M

total adult engagement  
(including all formats)

\*2022 was the first year of the International Golf Barometer, previous years' figures were sourced solely from the national associations combined with industry stakeholder estimates.

# Canada Market Summary.

Country	Total Population	Registered golfers 2022	Adult male registered golfers	Adult female registered golfers	Junior registered golfers	All 9 & 18 hole golfers (incl. registered and independent)	Number of golf courses	9 & 18 hole golfers per course
 Canada	38,246,108	319,340	234,140	66,040	19,160	5,588,000	2,530	2,209





# Caribbean.

## Region Summary

The Caribbean region saw an increase in total 9 & 18 hole golfers in 2022 amongst both registered golfers and unregistered 9 & 18 hole players. This figure is now at 27,000, while with the newly tracked alternative format metric takes the total number to 43,000 adults engaged in any format of golf. The Caribbean has one of the highest rates of golfer registration of all regions. In total, 37% of all 9 & 18 hole golfers are registered, trailing only the Middle East (38%).

Bermuda is the region's gold standard in terms of golfers as a proportion of the overall population. Overall, 9% of Bermuda plays golf, placing it in the top ten globally. The island is also the Caribbean's flag bearer in terms of female golf participation. Women

account for a third of registered golfers (the 14th best percentage of the global markets studied) in Bermuda, which also has the second most registered golfers in the region. The Dominican Republic, which is home to over a third of the region's 89 golf courses, has the most registered golfers in the Caribbean.

10,000

registered golfers

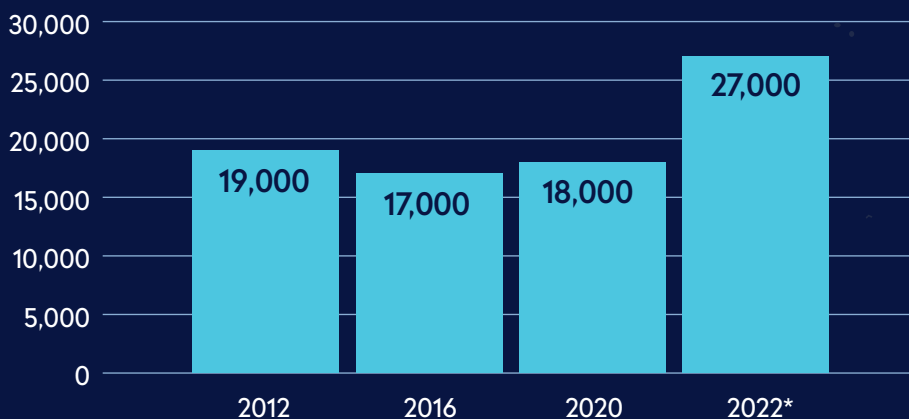
17,000

unregistered  
9 & 18 hole golfers

43,000











total adult engagement  
(including all formats)

### Number of 9 & 18 hole golfers by year - Caribbean



\*2022 was the first year of the International Golf Barometer, previous years' figures were sourced solely from the national associations combined with industry stakeholder estimates.

# Caribbean Market Summary.

Country	Total Population	Registered golfers 2022	Adult male registered golfers	Adult female registered golfers	Junior registered golfers	All 9 & 18 hole golfers (incl. registered and independent)	Number of golf courses	9 & 18 hole golfers per course
 Barbados	281,200	780	564	163	53	2,340	7	334
 Bermuda	63,867	1,800	1,157	578	65	6,000	7	857
 Cayman Islands	68,136	200	145	30	25	600	2	300
 Dominican Republic	11,117,873	3,500	3,197	153	150	11,000	36	306
 Haiti	11,447,569	125	92	18	15	380	1	380
 Jamaica	2,827,695	172	127	15	30	510	11	46
 Saint Maarten	42,846	190	170	20	-	570	1	570
 The Bahamas	407,906	1,427	1,004	237	186	2,000	13	154
 Trinidad & Tobago	1,525,663	1,520	1,075	225	220	4,000	8	500
 Virgin Islands	105,870	480	-	-	-	1,440	3	480



# Central & South America

## Region Summary

Central and South America has enjoyed strong and consistent growth in the total number of 9 & 18 hole golfers in recent years. A 64% rise against 2020 represents a strong performance, but even more noteworthy is the rapid growth since 2012 and 2016. Compared to a decade ago, golf participation in the region has grown by over 200%, and though golfer numbers are still small compared to overall populations, these are positive signs for golf's presence in the region. With 0.03% of the region's total population registered as golfers, Central and South America is in a similar

position to Asia, the Caribbean and Africa, where participation is between 0.02% and 0.04%.

That comes despite a small drop in the number of registered golfers compared to 2020.

Total adult engagement is estimated at 1.8m players. Continuing to use alternative formats to introduce new players to the sport, while also providing pathways for some of those golfers currently playing at driving ranges, pitch & putt courses, or short courses to experience 9 & 18 hole play affordably and accessibly, is a key challenge and a key to fostering future growth.

122,000

registered golfers

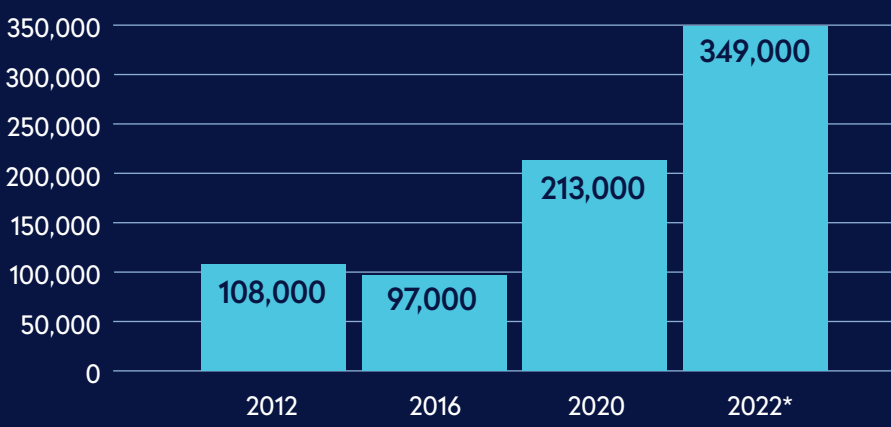
227,000

unregistered 9 & 18 hole golfers

1.8M




















total adult engagement (including all formats)

### Number of 9 & 18 hole golfers by year - Central & South America



\*2022 was the first year of the International Golf Barometer, previous years' figures were sourced solely from the national associations combined with industry stakeholder estimates.

# Central & South America Market Summary.

Country	Total Population	Registered golfers 2022	Adult male registered golfers	Adult female registered golfers	Junior registered golfers	All 9 & 18 hole golfers (incl. registered and independent)	Number of golf courses	9 & 18 hole golfers per course
 Argentina	45,808,747	58,000	48,600	8,100	1,300	157,000	352	446
 Belize	400,031	27	27	-	-	80	2	40
 Bolivia	12,079,472	500	268	72	160	1,500	11	136
 Brazil	214,326,223	8,799	7,124	1,386	289	27,000	125	216
 Chile	19,493,184	18,222	14,800	2,335	1,087	54,000	78	692
 Colombia	51,516,562	12,687	10,034	1,823	830	38,000	67	567
 Costa Rica	5,153,957	780	639	85	56	2,340	14	167
 Curaçao	152,369	400	-	-	-	1,200	3	400
 Ecuador	17,797,737	1,181	695	83	403	3,000	13	231
 El Salvador	6,314,167	180	80	20	80	600	3	200
 Falkland Islands	3,500	320	-	-	-	960	1	960
 Guatemala	17,109,746	1,495	1,219	188	88	4,000	7	571
 Honduras	10,278,345	1,280	-	-	-	4,000	9	444
 Nicaragua	6,850,540	161	121	11	29	1,280	4	320
 Panamá	4,351,267	1,500	-	-	-	5,000	13	385
 Paraguay	6,703,799	1,038	879	101	58	1,400	10	140
 Peru	33,715,471	3,234	2,537	566	131	9,000	13	692
 Uruguay	3,426,260	1,193	955	185	53	3,000	14	214
 Venezuela	28,199,867	12,020	9,200	2,020	800	36,000	22	1,636



# Europe.

## Region Summary

The growth of golf in Europe is part of an overall positive trend in this region, with 4.6 million registered golfers and 9.4m unregistered 9 & 18-hole golfers in Europe.

As well as the headline growth in 9 & 18 hole golfers, a wide range of metrics indicate the strength of the sport in Europe.

Total adult engagement, tracked for the first time in this year's report, shows over 21.1m people in Europe engaging with golf. This puts Europe second only narrowly behind Asia (22.5m) among R&A affiliated regions.

In terms of female participation, 13 of the top 20 countries for female golfers as a proportion of registered players are European,

with Austria, Liechtenstein, Germany, Switzerland and Estonia all featuring in the top ten.

As for junior golf participation, the outright percentages tend to be dominated by countries with fewer registered golfers. However, looking at countries with at least 5,000 registered golfers, the number of junior golfers in Europe appears to be strong. Fifteen of the top 20 countries with the highest proportion of junior players among their registered golfers are in Europe, with that group including a mix of northern, eastern, central, western and southern European nations.

Looking at the proportion of national populations who play golf, Iceland, Scotland, Ireland and

Sweden all appear in the top eight worldwide, with at least 10% of the population playing 9 or 18 hole golf.

Despite being smaller in terms of land area than other continents, Europe has many countries with a relatively high concentration of golf courses. England, Germany, France, Sweden and Scotland all appear in the top ten countries ordered by number of courses, with Spain, Ireland, the Netherlands, Denmark and Italy placed between 10th and 20th.

# 4.6M

registered golfers

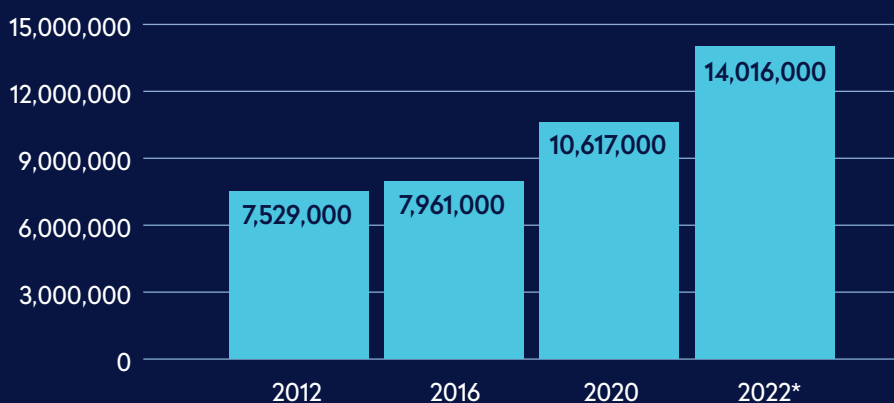
# 9.5M

unregistered  
9 & 18 hole golfers

# 21.1M






























total adult engagement  
(including all formats)

### Number of 9 & 18 hole golfers by year - Europe





















\*2022 was the first year of the International Golf Barometer, previous years' figures were sourced solely from the national associations combined with industry stakeholder estimates.

# Europe Market Summary.

Country	Total Population	Registered golfers 2022	Adult male registered golfers	Adult female registered golfers	Junior registered golfers	All 9 & 18 hole golfers (incl. registered and independent)	Number of golf courses	9 & 18 hole golfers per course
 Andorra	79,034	448	288	88	72	900	2	450
 Armenia*	2,790,974	50	15	5	30	90	1	90
 Austria	8,955,797	96,878	56,021	34,276	6,581	194,000	204	951
 Belarus	9,340,314	634	359	163	112	1,780	2	890
 Belgium	11,592,952	77,830	46,340	23,646	7,844	156,000	122	1,279
 Bosnia and Herzegovina	3,270,943	187	130	27	30	390	2	195
 Bulgaria	6,877,743	955	621	176	158	2,130	10	213
 Croatia	3,899,000	854	598	211	45	1,640	6	273
 Cyprus	1,244,188	1,250	934	274	42	2,460	12	205
 Czech Republic	10,505,772	52,730	32,005	13,407	7,318	106,000	133	797
 Denmark	5,856,733	163,865	111,461	44,860	7,544	328,000	340	965
 England	56,550,138	740,673	620,758	86,659	33,256	3,407,000	2,357	1,445
 Estonia	1,330,932	3,831	2,232	1,229	370	8,000	11	727
 Finland	5,541,017	154,415	98,529	39,488	16,398	308,000	189	1,630
 France	67,749,632	441,961	291,886	106,921	43,154	1,459,000	815	1,790
 Georgia*	3,708,610	248	191	39	18	500	4	125
 Germany	83,196,078	682,942	409,072	229,593	44,277	2,117,000	1,053	2,010
 Greece	10,641,221	1,190	650	200	340	1,790	10	179
 Hungary	9,709,891	2,229	1,670	372	187	6,000	16	375
 Iceland	372,520	23,292	13,200	6,875	3,217	68,000	71	958
 Ireland	6,928,675	218,972	162,667	40,526	15,779	1,007,000	358	2,813
 Israel*	9,364,000	544	466	62	16	1,080	1	1,080
 Italy	59,109,668	94,046	63,292	20,799	9,955	544,000	311	1,781
 Kazakhstan*	19,000,988	1,020	600	200	220	3,060	9	340
 Latvia	1,884,490	5,644	3,533	1,678	433	12,000	11	1,091
 Liechtenstein	39,039	1,444	853	491	100	3,000	-	-
 Lithuania	2,800,839	1,084	649	249	186	4,000	7	571
 Luxembourg	640,064	3,523	2,089	1,022	412	7,000	5	1,400
 Malta	518,536	614	433	108	73	1,220	1	1,220

\* Armenia, Georgia, Israel and Kazakhstan are members of the EGA

 Netherlands	17,533,044	415,791	269,588	129,473	16,730	832,000	350	2,377
 Norway	5,408,320	129,872	90,485	25,221	14,166	257,000	187	1,374
 Poland	37,747,124	6,652	4,566	1,319	767	14,000	56	250
 Portugal	10,325,147	17,252	12,608	3,337	1,307	32,000	111	288
 Republic of North Macedonia	2,065,092	38	35	3	-	110	1	110
 Romania	19,119,880	1,504	1,091	321	92	3,000	9	333
 Russia	143,449,286	3,574	2,029	930	615	7,000	28	250
 San Marino	33,745	158	96	17	45	300	2	150
 Scotland	5,466,000	210,012	166,363	22,289	21,360	966,000	560	1,725
 Serbia	6,834,326	813	573	166	74	1,480	2	740
 Slovakia	5,447,247	9,878	6,018	2,580	1,280	20,000	33	606
 Slovenia	2,108,079	6,393	4,576	1,552	265	14,000	17	823
 Spain	47,415,750	293,560	187,798	69,242	36,520	588,000	486	1,210
 Sweden	10,415,811	536,203	347,153	126,430	62,620	1,072,000	661	1,622
 Switzerland	8,703,405	102,128	61,612	34,312	6,204	204,000	117	1,744
 Turkey	84,775,404	6,371	3,708	1,680	983	12,000	33	364
 Ukraine	43,792,855	2,450	1,385	658	407	4,000	6	667
 Wales	3,169,586	53,086	43,901	5,637	3,548	244,000	184	1,326



# Middle East.

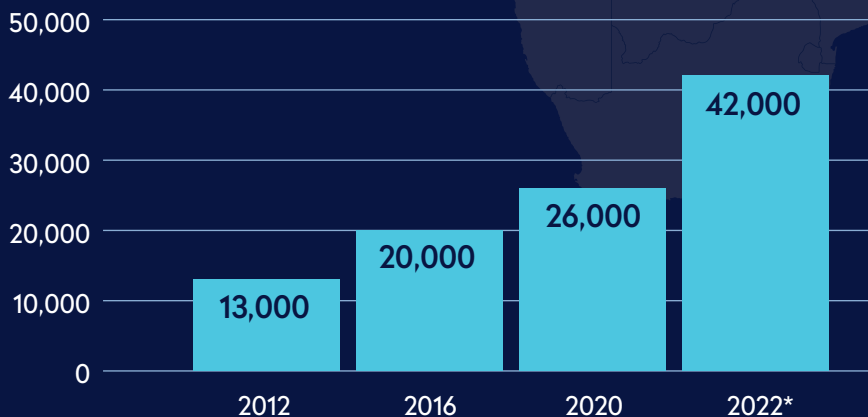
## Region Summary

Since 2012, 9 & 18 hole golfer numbers have risen by 62% compared to 2020, by 110% compared to 2016 and by 223% compared to 2012. There are now 42,000 total 9 & 18 hole golfers, including 16,000 registered golfers. With 38% of 9 & 18 hole golfers registered, the Middle East leads the world on this metric.

Getting more women and juniors into the game remains a key challenge.

Overall, golf in the region is still in the early stages of golf participation development. While the Middle East continues to host multiple Tour level events and is often an aspirational destination for golf trips and holidays, regular resident play remains relatively low. Less than 0.1% of the region's total population play golf, presenting one of the greatest opportunities for growth worldwide.

### Number of 9 & 18 hole golfers by year - Middle East



16,000

registered golfers

26,000

unregistered  
9 & 18 hole golfers










65,000

total adult engagement  
(including all formats)

\*2022 was the first year of the International Golf Barometer, previous years' figures were sourced solely from the national associations combined with industry stakeholder estimates.



# Middle East Market Summary.

Country	Total Population	Registered golfers 2022	Adult male registered golfers	Adult female registered golfers	Junior registered golfers	All 9 & 18 hole golfers (incl. registered and independent)	Number of golf courses	9 & 18 hole golfers per course
 Bahrain (Kingdom of)	1,463,265	760	665	60	35	810	6	135
 Iran	87,923,432	1,965	930	645	390	6,000	1	6,000
 Israel*	9,364,000	544	466	62	16	1,080	1	1,080
 Jordan	11,148,278	100	34	14	52	300	3	100
 Lebanon	5,592,631	350	320	20	10	450	1	450
 Oman (Sultanate of)	4,520,471	661	532	86	43	1,980	6	330
 Qatar	2,688,235	1,500	1,050	350	100	3,000	6	500
 Saudi Arabia	35,950,396	2,680	2,276	104	300	8,000	14	571
 United Arab Emirates	9,365,145	7,008	5,590	1,020	398	21,000	31	677



\*Israel is a member of the EGA

# Oceania.

## Region Summary

There are 2.9m 9 & 18 hole golfers in Oceania, and the region has recorded one of the fastest growths in player numbers in this timeframe. 2020 had seen a notable drop off compared to 2016, perhaps unsurprising given that the region was host to some of the strictest lockdown restrictions in the world.

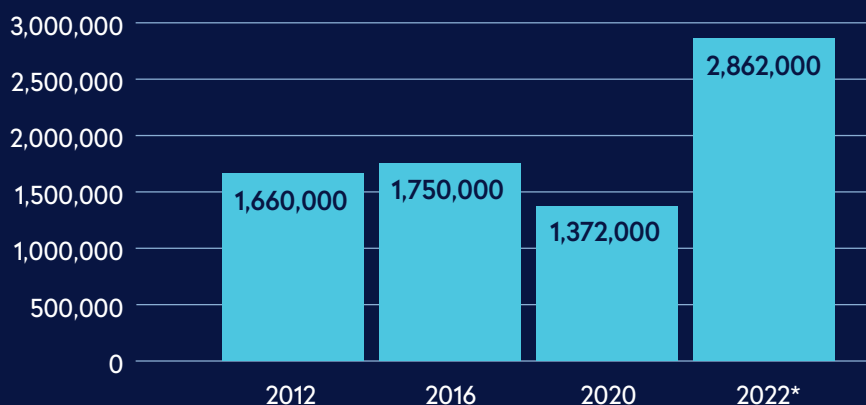
With 1.4% of the population counted as 9 & 18 hole golfers, the region is the best performing in the world on this metric, almost double the level of the next closest challenger (Canada). Looking at all 9 & 18 hole golfers (including non-registered players), 6.8% of Oceania’s population playing the sport puts it substantially

ahead of almost all other regions (except Canada). That 19% of New Zealanders are golfers, the highest of any country with over 1,000 players, and 7% of Australians are golfers is a major contributor.

Perhaps unsurprisingly, Oceania also has among the most golf courses in the world relative to its population. The region has 21,000 people (all people not just golfers) for every course, behind only Canada in this study.

Looking at the broadest engagement with golf, including alternative formats play, total adult engagement stands at nearly 4 million players.

### Number of 9 & 18 hole golfers by year - Oceania



755,000

registered golfers

2.1M

unregistered  
9 & 18 hole golfers

3.9M

total adult engagement  
(including all formats)

\*2022 was the first year of the International Golf Barometer, previous years' figures were sourced solely from the national associations.

# Oceania Market Summary.

Country	Total Population	Registered golfers 2022	Adult male registered golfers	Adult female registered golfers	Junior registered golfers	All 9 & 18 hole golfers (incl. registered and independent)	Number of golf courses	9 & 18 hole golfers per course
 Australia	25,688,079	426,384	333,199	76,944	16,241	1,876,000	1,568	1,196
 Cook Islands	17,500	280	190	70	20	840	2	420
 Fiji	924,610	1,190	1,000	100	90	4,000	14	286
 New Zealand	5,122,600	323,118	260,527	51,945	10,646	969,000	404	2,399
 Papua New Guinea	9,949,437	1,500	1,000	300	200	5,000	15	333
 Samoa	218,764	2,455	-	-	-	4,000	4	1,000
 Vanuatu	319,137	209	146	38	25	1,600	5	320



## R&A Affiliate Region & Countries Statistical Summary

The following tables rank and detail the regional summaries, national federation supplied statistics and numbers from the International Golf Barometer, supported by best estimates where country numbers are incomplete, to show comparability globally across The R&A's affiliates.

### Registered Golfers by Region

	Registered golfers 2022	% of all registered golfers
Africa	198,739	2%
Asia	2,030,067	25%
Caribbean	10,194	0.1%
Central & South America	123,017	2%
Europe	4,567,413	57%
Middle East	15,568	0.2%
Canada	319,340	4%
Oceania	755,136	9%
<b>Total</b>	<b>8,019,474</b>	<b>100%</b>


















































































































































### All 9 & 18 Hole Golfers by Region

	All 9 & 18 hole golfers (incl. registered and independent) 2022	% of all 9 & 18 hole golfers
Africa	594,100	1%
Asia	16,148,090	41%
Caribbean	28,840	0.1%
Central & South America	349,360	1%
Europe	14,017,630	35%
Middle East	42,620	0.1%
Canada	5,588,000	14%
Oceania	2,860,440	7%
<b>Total</b>	<b>39,629,080</b>	<b>100%</b>


















































































































































### Total Adult Engagement with Golf by Region

	Total Adult Engagement with Golf 2022	% of all Adult Engagement
Africa	5,252,000	9%
Asia	22,457,000	37%
Caribbean	43,000	0.1%
Central & South America	1,762,000	3%
Europe	21,103,000	34%
Middle East	65,000	0.1%
Canada	6,570,000	11%
Oceania	3,926,000	6%
<b>Total</b>	<b>61,178,000</b>	<b>100%</b>


















































































































































## Registered Golfers – ranked from highest to lowest absolute numbers

Market	Registered golfers 2022				
 England	740,673	 Russia	3,574	 Ivory Coast	500
 Japan	707,580	 Luxembourg	3,523	 Cambodia	500
 Germany	682,942	 Dominican Republic	3,500	 Bolivia	500
 Sweden	536,203	 Peru	3,234	 Virgin Islands	480
 China	500,000	 Saudi Arabia	2,680	 Andorra	448
 France	441,961	 Samoa	2,455	 Sri Lanka	400
 Australia	426,384	 Ukraine	2,450	 Curaçao	400
 Netherlands	415,791	 Laos	2,240	 Gabon	366
 New Zealand	323,118	 Hungary	2,229	 Lebanon	350
 Canada	319,340	 Zambia	2,056	 Libya	336
 Spain	293,560	 Iran	1,965	 Liberia	320
 Ireland	218,972	 Bermuda	1,800	 Falkland Islands	320
 Republic of Korea	214,000	 Ghana	1,774	 Senegal	300
 Scotland	210,012	 Namibia	1,548	 Afghanistan	300
 Malaysia	192,987	 Trinidad & Tobago	1,520	 Cook Islands	280
 India	175,000	 Romania	1,504	 Madagascar	250
 Denmark	163,865	 Qatar	1,500	 Georgia	248
 Finland	154,415	 Papua New Guinea	1,500	 Myanmar	228
 South Africa	145,510	 Panamá	1,500	 Vanuatu	209
 Norway	129,872	 Guatemala	1,495	 Cayman Islands	200
 Switzerland	102,128	 Uganda	1,464	 Saint Maarten	190
 Austria	96,878	 Mauritius	1,463	 Bosnia and Herzegovina	187
 Italy	94,046	 Liechtenstein	1,444	 El Salvador	180
 Belgium	77,830	 Bahamas (The)	1,427	 Jamaica	172
 Chinese Taipei	61,500	 Egypt	1,400	 Azerbaijan	171
 Argentina	58,000	 Honduras	1,280	 Gambia (The)	165
 Wales	53,086	 Cyprus	1,250	 Nicaragua	161
 Czech Republic	52,730	 Uruguay	1,193	 San Marino	158
 Singapore	40,000	 Greece	1,190	 Seychelles	156
 Vietnam	39,326	 Fiji	1,190	 Sierra Leone	147
 Philippines	25,000	 Ecuador	1,181	 Ethiopia	126
 Iceland	23,292	 Tunisia	1,118	 Haiti	125
 Chile	18,222	 Lithuania	1,084	 Mongolia	123
 Thailand	17,935	 Nepal	1,050	 Jordan	100
 Portugal	17,252	 Paraguay	1,038	 Armenia	50
 Hong Kong	14,548	 Kazakhstan	1,020	 Kyrgyzstan	45
 Indonesia	14,084	 Bulgaria	955	 Republic of North Macedonia	38
 Colombia	12,687	 Croatia	854	 Belize	27
 Bangladesh	12,342	 Serbia	813		
 Kenya	12,099	 Barbados	780		
 Venezuela	12,020	 Costa Rica	780		
 Nigeria	11,000	 Bahrain (Kingdom of)	760		
 Slovakia	9,878	 Tanzania	751		
 Pakistan	8,800	 Malawi	700		
 Brazil	8,799	 Eswatini	677		
 Morocco	8,310	 Oman (Sultanate of)	661		
 United Arab Emirates	7,008	 Cameroon	640		
 Poland	6,652	 Bhutan	640		
 Slovenia	6,393	 Belarus	634		
 Turkey	6,371	 Malta	614		
 Latvia	5,644	 Botswana	610		
 Estonia	3,831	 Algeria	600		
 Zimbabwe	3,800	 Democratic Republic of Congo	553		
		 Israel	544		

## Registered Golfers per Course (Golf Around the World) – ranked from highest to lowest golfers per course

Market	Registered golfers per course				
 Iran	1965	 Japan	229	 Ecuador	91
 Singapore	1538	 United Arab Emirates	226	 Fiji	85
 Netherlands	1188	 Andorra	224	 Uruguay	85
 Hong Kong	1039	 Guatemala	214	 Indonesia	83
 Switzerland	873	 Nigeria	200	 Zambia	79
 China	826	 Turkey	193	 San Marino	79
 Finland	817	 Saudi Arabia	191	 Seychelles	78
 Sweden	811	 Saint Maarten	190	 Uganda	77
 New Zealand	800	 Trinidad & Tobago	190	 Eswatini	75
 Malaysia	791	 Philippines	189	 Sierra Leone	74
 Chinese Taipei	707	 Colombia	189	 Gabon	73
 Luxembourg	705	 Democratic Republic of Congo	184	 Tunisia	70
 Norway	695	 Nepal	175	 Brazil	70
 Germany	649	 Laos	172	 Botswana	68
 Belgium	638	 Pakistan	169	 Libya	67
 Bangladesh	617	 Ivory Coast	167	 Ethiopia	63
 Malta	614	 Romania	167	 Tanzania	63
 Samoa	614	 Gambia (The)	165	 Georgia	62
 Ireland	612	 Argentina	165	 El Salvador	60
 Spain	604	 Cameroon	160	 Malawi	58
 Algeria	600	 Liberia	160	 Azerbaijan	57
 India	591	 Bhutan	160	 Thailand	56
 Venezuela	546	 Virgin Islands	160	 Costa Rica	56
 Israel	544	 Lithuania	155	 Madagascar	50
 France	542	 Portugal	155	 Sri Lanka	50
 Latvia	513	 Croatia	142	 Armenia	50
 Denmark	482	 Honduras	142	 Kyrgyzstan	45
 Austria	475	 Cook Islands	140	 Bolivia	45
 Vietnam	410	 Hungary	139	 Vanuatu	42
 Ukraine	408	 Curaçao	133	 Egypt	40
 Serbia	407	 Morocco	132	 Nicaragua	40
 Czech Republic	396	 Russia	128	 Cambodia	38
 Slovenia	376	 Bahrain (Kingdom of)	127	 Republic of North Macedonia	38
 Scotland	375	 Canada	126	 Jordan	33
 Lebanon	350	 Haiti	125	 Mongolia	31
 Estonia	348	 Greece	119	 Jamaica	16
 Iceland	328	 Poland	119	 Belize	14
 Falkland Islands	320	 Panamá	115	 Myanmar	2
 Belarus	317	 Kazakhstan	113	 Liechtenstein	-
 England	314	 Ghana	111		
 South Africa	308	 Namibia	111		
 Italy	302	 Barbados	111		
 Afghanistan	300	 Bahamas (The)	110		
 Slovakia	299	 Oman (Sultanate of)	110		
 Wales	289	 Cyprus	104		
 Australia	272	 Paraguay	104		
 Bermuda	257	 Senegal	100		
 Republic of Korea	254	 Zimbabwe	100		
 Kenya	252	 Cayman Islands	100		
 Qatar	250	 Papua New Guinea	100		
 Peru	249	 Mauritius	98		
 Chile	234	 Dominican Republic	97		
		 Bulgaria	96		
		 Bosnia and Herzegovina	94		

## Adult male registered golfers - showing absolute numbers and % of adult registered golfers

Market	Male registered golfers as a % of adult registered golfers	Adult male registered golfers 2022
 Libya	100%	136
 Belize	100%	27
 Pakistan	97%	8,400
 Philippines	96%	23,500
 Bangladesh	96%	11,456
 Saudi Arabia	96%	2,276
 Dominican Republic	95%	3,197
 Myanmar	95%	160
 Ivory Coast	95%	350
 Nepal	94%	800
 Lebanon	94%	320
 Vietnam	93%	33,426
 Republic of North Macedonia	92%	35
 Bahrain (Kingdom of)	92%	665
 Nicaragua	92%	121
 Fiji	91%	1,000
 Namibia	91%	1,346
 Japan	90%	630,133
 Paraguay	90%	879
 Saint Maarten	89%	170
 Jamaica	89%	127
 Ecuador	89%	695
 Azerbaijan	89%	136
 Sri Lanka	89%	200
 South Africa	89%	121,360
 Eswatini	89%	585
 Wales	89%	43,901
 Israel	88%	466
 Afghanistan	88%	150
 Costa Rica	88%	639
 Scotland	88%	166,363
 Senegal	88%	220
 England	88%	620,758
 Tanzania	88%	568
 Malaysia	87%	166,125
 Seychelles	87%	130
 Guatemala	87%	1,219
 Chile	86%	14,800
 Ethiopia	86%	107
 Oman (Sultanate of)	86%	532
 Zambia	86%	1,531
 Argentina	86%	48,600
 San Marino	85%	96
 Zimbabwe	85%	2,800
 Colombia	85%	10,034
 United Arab Emirates	85%	5,590
 Haiti	84%	92
 Ghana	84%	1,305
 Uruguay	84%	955
 Brazil	84%	7,124
 New Zealand	83%	260,527
 Gabon	83%	265
 Sierra Leone	83%	75
 Georgia	83%	191
 Mongolia	83%	102
 Cayman Islands	83%	145
 Bosnia and Herzegovina	83%	130
 Trinidad & Tobago	83%	1,075
 Singapore	82%	31,200
 Venezuela	82%	9,200
 Hungary	82%	1,670
 Peru	82%	2,537
 Mauritius	82%	1,124
 Australia	81%	333,199
 Thailand	81%	11,223
 Bahamas (The)	81%	1,004
 Ireland	80%	162,667
 Malta	80%	433
 China	80%	400,000
 El Salvador	80%	80
 Vanuatu	79%	146
 Portugal	79%	12,608
 Bolivia	79%	268
 Gambia (The)	79%	81
 Madagascar	78%	180
 Norway	78%	90,485
 Canada	78%	234,140
 Bulgaria	78%	621
 Barbados	78%	564
 Poland	78%	4,566
 Serbia	78%	573
 Cyprus	77%	934
 Romania	77%	1,091
 Papua New Guinea	77%	1,000
 Andorra	77%	288
 Kenya	77%	8,712
 Greece	76%	650
 Italy	75%	63,292
 Egypt	75%	600
 Kazakhstan	75%	600
 Armenia	75%	15
 Qatar	75%	1,050
 Tunisia	75%	592
 Slovenia	75%	4,576
 Uganda	75%	786
 Croatia	74%	598
 Hong Kong	74%	10,217
 Sweden	73%	347,153
 France	73%	291,886
 Cook Islands	73%	190
 Spain	73%	187,798
 Malawi	73%	400
 Lithuania	72%	649
 Finland	71%	98,529
 Denmark	71%	111,461
 Jordan	71%	34
 Czech Republic	70%	32,005
 Slovakia	70%	6,018
 Turkey	69%	3,708
 Belarus	69%	359
 Russia	69%	2,029
 Latvia	68%	3,533
 Ukraine	68%	1,385
 Netherlands	68%	269,588
 Luxembourg	67%	2,089
 Bermuda	67%	1,157
 Belgium	66%	46,340
 Morocco	66%	4,034
 Iceland	66%	13,200
 Nigeria	65%	5,500
 Estonia	64%	2,232
 Switzerland	64%	61,612
 Germany	64%	409,072
 Liechtenstein	63%	853
 Austria	62%	56,021
 India	60%	90,000
 Iran	59%	930
 Chinese Taipei	56%	32,000
 Republic of Korea	55%	115,781
 Algeria	-	-
 Botswana	-	-
 Cameroon	-	-
 Democratic Republic of Congo	-	-
 Liberia	-	-
 Bhutan	-	-
 Cambodia	-	-
 Indonesia	-	-
 Kyrgyzstan	-	-
 Laos	-	-
 Virgin Islands	-	-
 Samoa	-	-
 Curaçao	-	-
 Falkland Islands	-	-
 Honduras	-	-
 Panamá	-	-

## Adult female registered golfers - showing absolute numbers and % of adult registered golfers

Market	Female registered golfers as a % of adult registered golfers	Adult female registered golfers 2022						
Republic of Korea	45%	96,041	Serbia	22%	166	Senegal	12%	30
Chinese Taipei	44%	25,200	Poland	22%	1,319	Scotland	12%	22,289
Iran	41%	645	Barbados	22%	163	Costa Rica	12%	85
India	40%	60,000	Bulgaria	22%	176	Afghanistan	12%	20
Austria	38%	34,276	Canada	22%	66,040	Israel	12%	62
Liechtenstein	37%	491	Norway	22%	25,221	Wales	11%	5,637
Germany	36%	229,593	Madagascar	22%	50	Eswatini	11%	75
Switzerland	36%	34,312	Gambia (The)	21%	22	South Africa	11%	15,435
Estonia	36%	1,229	Bolivia	21%	72	Azerbaijan	11%	17
Nigeria	35%	3,000	Portugal	21%	3,337	Sri Lanka	11%	25
Iceland	34%	6,875	Vanuatu	21%	38	Ecuador	11%	83
Morocco	34%	2,060	China	20%	100,000	Jamaica	11%	15
Belgium	34%	23,646	El Salvador	20%	20	Saint Maarten	11%	20
Bermuda	33%	578	Malta	20%	108	Paraguay	10%	101
Luxembourg	33%	1,022	Ireland	20%	40,526	Japan	10%	68,869
Netherlands	32%	129,473	Bahamas (The)	19%	237	Namibia	9%	137
Ukraine	32%	658	Thailand	19%	2,631	Fiji	9%	100
Latvia	32%	1,678	Australia	19%	76,944	Nicaragua	8%	11
Russia	31%	930	Mauritius	18%	254	Bahrain (Kingdom of)	8%	60
Belarus	31%	163	Peru	18%	566	Republic of North Macedonia	8%	3
Turkey	31%	1,680	Hungary	18%	372	Vietnam	7%	2,537
Slovakia	30%	2,580	Venezuela	18%	2,020	Nepal	6%	50
Czech Republic	30%	13,407	Singapore	18%	6,800	Lebanon	6%	20
Jordan	29%	14	Trinidad & Tobago	17%	225	Ivory Coast	5%	20
Denmark	29%	44,860	Bosnia and Herzegovina	17%	27	Myanmar	5%	8
Finland	29%	39,488	Cayman Islands	17%	30	Dominican Republic	5%	153
Lithuania	28%	249	Mongolia	17%	21	Saudi Arabia	4%	104
Malawi	27%	150	Georgia	17%	39	Bangladesh	4%	496
Spain	27%	69,242	Gabon	17%	53	Philippines	4%	1,000
Cook Islands	27%	70	Sierra Leone	17%	15	Pakistan	3%	250
France	27%	106,921	New Zealand	17%	51,945	Libya	0%	-
Sweden	27%	126,430	Brazil	16%	1,386	Belize	0%	-
Hong Kong	26%	3,675	Uruguay	16%	185	Algeria	-	-
Croatia	26%	211	Ghana	16%	252	Botswana	-	-
Uganda	25%	267	Haiti	16%	18	Cameroon	-	-
Slovenia	25%	1,552	United Arab Emirates	15%	1,020	Democratic Republic of Congo	-	-
Tunisia	25%	198	Colombia	15%	1,823	Liberia	-	-
Egypt	25%	200	Zimbabwe	15%	500	Bhutan	-	-
Kazakhstan	25%	200	San Marino	15%	17	Cambodia	-	-
Armenia	25%	5	Argentina	14%	8,100	Indonesia	-	-
Qatar	25%	350	Zambia	14%	252	Kyrgyzstan	-	-
Italy	25%	20,799	Oman (Sultanate of)	14%	86	Laos	-	-
Greece	24%	200	Ethiopia	14%	17	Virgin Islands	-	-
Kenya	23%	2,666	Chile	14%	2,335	Samoa	-	-
Andorra	23%	88	Guatemala	13%	188	Curaçao	-	-
Papua New Guinea	23%	300	Seychelles	13%	20	Falkland Islands	-	-
Romania	23%	321	Malaysia	13%	25,381	Honduras	-	-
Cyprus	23%	274	Tanzania	12%	81	Panamá	-	-
			England	12%	86,659			



## Junior registered golfers - showing absolute numbers and % of all registered golfers

Market	Junior registered golfers as a % of all registered golfers	Junior registered golfers 2022					
Cayman Islands	13%	25	Denmark	5%	7,544		
Spain	12%	36,520	Hong Kong	5%	656		
Ghana	12%	217	England	4%	33,256		
Haiti	12%	15	Uruguay	4%	53		
Vanuatu	12%	25	Dominican Republic	4%	150		
Malta	12%	73	Namibia	4%	65		
Luxembourg	12%	412	Slovenia	4%	265		
Sweden	12%	62,620	Peru	4%	131		
Poland	12%	767	Netherlands	4%	16,730		
Saudi Arabia	11%	300	Seychelles	4%	6		
Norway	11%	14,166	Australia	4%	16,241		
Finland	11%	16,398	Bermuda	4%	65		
Italy	11%	9,955	Cyprus	3%	42		
Azerbaijan	11%	18	New Zealand	3%	10,646		
Scotland	10%	21,360	Brazil	3%	289		
Belgium	10%	7,844	Bangladesh	3%	390		
France	10%	43,154	Israel	3%	16		
Estonia	10%	370	Lebanon	3%	10		
Serbia	9%	74	Eswatini	3%	17		
Vietnam	9%	3,363	Argentina	2%	1,300		
Hungary	8%	187	Indonesia	2%	295		
Madagascar	8%	20	Philippines	2%	500		
Latvia	8%	433	Pakistan	2%	150		
Portugal	8%	1,307	Botswana	2%	10		
Fiji	8%	90	Ethiopia	2%	2		
Georgia	7%	18	Japan	1%	8,578		
Ireland	7%	15,779	Republic of Korea	1%	2,178		
Costa Rica	7%	56	Malaysia	1%	1,481		
Cook Islands	7%	20	Algeria	-	-		
Chinese Taipei	7%	4,300	Cameroon	-	-		
Liechtenstein	7%	100	Democratic Republic of Congo	-	-		
Barbados	7%	53	Liberia	-	-		
Austria	7%	6,581	Bhutan	-	-		
Wales	7%	3,548	Cambodia	-	-		
Qatar	7%	100	China	-	-		
Venezuela	7%	800	Kyrgyzstan	-	-		
Colombia	7%	830	Laos	-	-		
Oman (Sultanate of)	7%	43	Mongolia	-	-		
Germany	6%	44,277	Saint Maarten	-	-		
Romania	6%	92	Virgin Islands	-	-		
Switzerland	6%	6,204	Republic of North Macedonia	-	-		
Canada	6%	19,160	Samoa	-	-		
South Africa	6%	8,715	Belize	-	-		
Chile	6%	1,087	Curaçao	-	-		
Kenya	6%	721	Falkland Islands	-	-		
Guatemala	6%	88	Honduras	-	-		
Mauritius	6%	85	Panamá	-	-		
United Arab Emirates	6%	398					
Paraguay	6%	58					
Croatia	5%	45					
Singapore	5%	2,000					
Bahrain (Kingdom of)	5%	35					
Armenia	60%	30					
Libya	60%	200					
Jordan	52%	52					
El Salvador	44%	80					
Sri Lanka	44%	175					
Afghanistan	43%	130					
Egypt	43%	600					
Sierra Leone	39%	57					
Gambia (The)	38%	62					
Ecuador	34%	403					
Bolivia	32%	160					
Tunisia	29%	328					
Greece	29%	340					
San Marino	28%	45					
Uganda	28%	411					
Morocco	27%	2,216					
Myanmar	26%	60					
Ivory Coast	26%	130					
Thailand	23%	4,081					
Nigeria	23%	2,500					
Kazakhstan	22%	220					
Malawi	21%	150					
Iran	20%	390					
Nepal	19%	200					
Nicaragua	18%	29					
Belarus	18%	112					
Jamaica	17%	30					
Russia	17%	615					
Lithuania	17%	186					
Senegal	17%	50					
Ukraine	17%	407					
Bulgaria	17%	158					
Andorra	16%	72					
Bosnia and Herzegovina	16%	30					
Turkey	15%	983					
Trinidad & Tobago	14%	220					
India	14%	25,000					
Czech Republic	14%	7,318					
Iceland	14%	3,217					
Tanzania	14%	102					
Papua New Guinea	13%	200					
Zambia	13%	273					
Zimbabwe	13%	500					
Gabon	13%	48					
Bahamas (The)	13%	186					
Slovakia	13%	1,280					

## All 9 & 18 hole golfers - showing absolute number of 9 & 18 hole golfers (registered and independent) and % of the total population

Market	All 9 & 18 hole golfers as a % of population	All 9 & 18 hole golfers (incl. registered and independent)						
Japan	6%	8,143,000	Poland	-	14,000	Democratic Republic of Congo	-	1,660
Canada	15%	5,588,000	Bangladesh	-	13,000	Croatia	-	1,640
Republic of Korea	10%	5,350,000	Latvia	1%	12,000	Vanuatu	1%	1,600
England	6%	3,407,000	Zimbabwe	0.1%	12,000	Bolivia	-	1,500
Germany	3%	2,117,000	Turkey	-	12,000	Tanzania	-	1,500
Australia	7%	1,876,000	Dominican Republic	0.1%	11,000	Serbia	-	1,480
France	2%	1,459,000	Peru	-	9,000	Virgin Islands	1%	1,440
Sweden	10%	1,072,000	Estonia	1%	8,000	Paraguay	-	1,400
Ireland	15%	1,007,000	Saudi Arabia	-	8,000	Libya	-	1,280
China	0.1%	1,000,000	Luxembourg	1%	7,000	Nicaragua	-	1,280
New Zealand	19%	969,000	Russia	-	7,000	Malta	0.2%	1,220
Scotland	18%	966,000	Bermuda	9%	6,000	Curaçao	1%	1,200
Netherlands	5%	832,000	Laos	0.1%	6,000	Sri Lanka	-	1,200
Spain	1%	588,000	Hungary	0.1%	6,000	Algeria	-	1,200
Malaysia	2%	579,000	Zambia	-	6,000	Gabon	-	1,100
Italy	1%	544,000	Ghana	-	6,000	Israel	-	1,080
South Africa	1%	450,000	Iran	-	6,000	Malawi	-	1,000
India	-	350,000	Namibia	0.2%	5,000	Ivory Coast	-	1,000
Denmark	6%	328,000	Panamá	0.1%	5,000	Falkland Islands	27%	960
Finland	6%	308,000	Papua New Guinea	0.1%	5,000	Liberia	-	960
Norway	5%	257,000	Myanmar	-	4,300	Azerbaijan	-	960
Wales	8%	244,000	Samoa	2%	4,000	Andorra	1%	900
Switzerland	2%	204,000	Fiji	0.4%	4,000	Senegal	-	900
Austria	2%	194,000	Mauritius	0.3%	4,000	Cook Islands	5%	840
Chinese Taipei	1%	185,000	Trinidad & Tobago	0.3%	4,000	Bahrain (Kingdom of)	0.1%	810
Argentina	0.3%	157,000	Lithuania	0.1%	4,000	Seychelles	1%	640
Belgium	1%	156,000	Honduras	-	4,000	Cayman Islands	1%	600
Singapore	2%	120,000	Guatemala	-	4,000	El Salvador	-	600
Thailand	0.2%	116,000	Ukraine	-	4,000	Afghanistan	-	600
Czech Republic	1%	106,000	Uganda	-	4,000	Saint Maarten	1%	570
Vietnam	0.1%	78,000	Cambodia	-	3,840	Jamaica	-	510
Philippines	0.1%	75,000	Kazakhstan	-	3,060	Gambia (The)	-	500
Iceland	18%	68,000	Liechtenstein	8%	3,000	Georgia	-	500
Chile	0.3%	54,000	Qatar	0.1%	3,000	Madagascar	-	500
Hong Kong	1%	44,000	Uruguay	0.1%	3,000	Lebanon	-	450
Indonesia	-	42,000	Tunisia	-	3,000	Sierra Leone	-	440
Colombia	0.1%	38,000	Ecuador	-	3,000	Bosnia and Herzegovina	-	390
Venezuela	0.1%	36,000	Romania	-	3,000	Mongolia	-	380
Nigeria	-	33,000	Nepal	-	3,000	Haiti	-	380
Portugal	0.3%	32,000	Eswatini	0.2%	2,560	Ethiopia	-	380
Brazil	-	27,000	Botswana	0.1%	2,560	Kyrgyzstan	-	330
Pakistan	-	27,000	Cyprus	0.2%	2,460	San Marino	1%	300
Morocco	0.1%	25,000	Barbados	1%	2,340	Jordan	-	300
Kenya	-	24,000	Costa Rica	-	2,340	Republic of North Macedonia	-	110
United Arab Emirates	0.2%	21,000	Bulgaria	-	2,130	Armenia	-	90
Slovakia	0.4%	20,000	Bahamas (The)	0.5%	2,000	Belize	-	80
Slovenia	1%	14,000	Egypt	-	2,000			
			Oman (Sultanate of)	-	1,980			
			Bhutan	0.2%	1,920			
			Cameroon	-	1,920			
			Greece	-	1,790			
			Belarus	-	1,780			

# Glossary.

## Global golfer number estimates

### CALCULATING TOTAL ENGAGEMENT

This iteration of the Global Golfer Number Estimates is the first time that an estimate has been made for Total Golf Engagement based on anything other than the core recorded figures and estimates of total 9 & 18 hole golfers submitted by the national associations and estimated by other industry stakeholders – this is the first time that an estimate of on-course activity other than 9 & 18 hole play and alternative-only formats has been carried out. Our estimates are based on insight from nationally representative studies, and where these are not available, on our 'best' estimate calculations.

For each market, the number of people participating in each type of engagement has been extrapolated using multipliers derived from The R&A's Golf Barometer, and each type of golf engagement has been calculated using an individual multiplier.

### PREVIOUS METRICS

Previously we used the 'Total Golfers' metric - meaning all golfers who had played on a 9 or 18 hole golf course. In some markets (Japan, South Korea and Chinese Taipei), this also included golfers who only played on driving ranges and golf simulators, as the golf landscape in these markets suggests that these golfers are core to the sport. For the 2022 estimates in this report, simulator and range use have not been included in the core 9 & 18 hole user figures, as our categories are broader this year, and now include estimates for 'alternative only' golfers. We have also recalculated totals for previous years to be comparable with this definition – this has an impact on the Asia totals for previous years and also the Global total.

### DATA SOURCE

The numbers have been estimated by drawing on multiple sources:

- European numbers were submitted by individual national associations through the EGA Member Portal.
- ROW numbers were submitted by individual nations via a survey link circulated by The R&A.
- The 2022 Golf Barometer was used to calculate multipliers to be able to project and calibrate the level of total adult engagement from the existing metrics provided by the affiliates. Where individual markets were included in the 2022 Golf Barometer, consistent figures have been used for the Global Golfer estimates.
- Where information is incomplete we have used previous estimates to balance information for a particular market.
- Golf course numbers are taken from the National Golf Foundation's 'Golf Around the World' service - updated December 2022.
- Population figures have been sourced from the World Bank's most recently available metrics (<https://data.worldbank.org/indicator/SP.POP.TOTL>) or local official figures where information is not available through this source.

## Definitions & hierarchy - Adults

### 1. REGISTERED GOLFERS

These are the number of golfers who are affiliated to the federation (they may be members of golf clubs or affiliated to the federation in another way, eg through a direct subscription). This figure includes registered juniors for year-on-year and cross-market consistency in the majority of cases.

### 2. UNREGISTERED 9&18 HOLE GOLFERS

Golfers who have played on a full length 9 & 18 hole golf course at least once in the

last year, but are not registered with their national association.

### 3. OTHER ON COURSE GOLFERS

People who have played an on course format that is not 9 or 18 holes – 6 hole or par 3 / short course golf, and have not played 9 & 18 hole golf.

### 4. ALTERNATIVE FORMAT ONLY GOLFERS

People who have played an alternative format of golf at least once in the past year but have not played an on-course format. Pitch & putt, Putting green / putting experience, Adventure Golf (eg themed golf venue – Pirate Golf / Prehistoric Golf), Driving Range – with tracker technology, Driving Range – without tracker technology, Indoor Golf simulator (eg City Golf / Urban Golf), Golf on school pitches are included as alternative formats.

### 5. TOTAL ADULT ENGAGEMENT

People who have played any on-course or alternative format at least once in the past year.

## Definitions & hierarchy - Juniors

### 1. REGISTERED JUNIOR GOLFERS

These are the number of junior golfers who are affiliated to the federation (they may be members of golf clubs or affiliated to the federation in another way, eg through a direct subscription).

### 2. TOTAL JUNIOR ENGAGEMENT

Junior golfers who have taken part in any format of golf in the past year, but are not affiliated to their national association. Included formats are: 18 hole, 9 hole, 6 hole, par 3 / short course, Pitch & putt, Putting green / putting experience, Adventure Golf (eg themed golf venue – Pirate Golf / Prehistoric Golf), Driving Range – with tracker technology, Driving Range – without tracker technology, Indoor Golf simulator (eg City Golf / Urban Golf), Golf on school pitches.

Photography courtesy of The R&A, the National Federations, Recounter (Kevin Kirk) and Getty Images, received and used with thanks. Photographs are not to be reproduced or used for anything else without permission from The R&A.

Global Golf  
Participation Report.  
2023



[www.randa.org](http://www.randa.org)