



Model Local Rule F-23 Temporary Immovable Obstructions

with Explanatory Diagrams



Temporary Immovable Obstructions

Purpose: When obstructions are temporarily placed on or next to the course, the Committee should specify whether they are movable obstructions (see Rule 15), immovable obstructions (see Rule 16) or temporary immovable obstructions (“TIOs”).

TIOs (such as a grandstand or a tent) are not normally present and are not considered to be part of the challenge of playing the course. Because of their temporary nature, this Local Rule provides an additional relief option that is not allowed from immovable obstructions, although the player can still choose to treat the TIO as if it were an immovable obstruction and use the relief procedures available in Rule 16.

The additional relief provided by this Local Rule includes the ability for a player to take relief when the TIO is located on the straight line between his or her ball and the hole (known as “line of sight relief”) by moving sideways, keeping the same distance from the hole, so that the TIO is no longer between the player’s ball and the hole (also known as moving along the “equidistant arc”).

When a player takes relief from a TIO, whether under this Local Rule or the relief procedures in Rule 16, the player is guaranteed complete relief from physical interference. But only when relief is taken using the additional relief option under this Local Rule will the player be guaranteed complete relief from the TIO being on his or her line of sight.

Model Local Rule F-23

“Definition of TIO: A temporary *immovable obstruction* (TIO) is a structure that is temporarily added on or next to the *course*, usually for a particular competition, and is fixed or not readily movable.

Examples of TIOs are temporary tents, scoreboards, grandstands, television towers and toilets.

TIOs include any supporting guy wires connected to them, except when the Committee decides the supporting guy wires are to be treated as immovable obstructions.

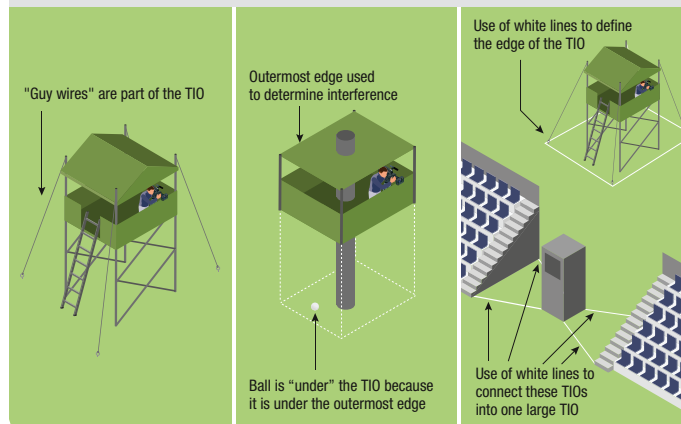
All relief diagrams show reference points and relief areas for a right-handed player.

Version: April, 2019

The outermost edge of the TIO is used in determining whether a ball is under the TIO or whether the TIO is on the player's line of sight between the ball and the hole.

Lines or stakes may be used to define the edges of a TIO or to connect multiple TIOs into a single, larger TIO.

DIAGRAM 1: DEFINITIONS



A TIO is different from an immovable obstruction and this Local Rule provides additional relief from interference by a TIO. This means that the player can choose to take relief by using either:

- The procedure for taking relief from an abnormal course condition in Rule 16 as if the TIO were an immovable obstruction (this relief is also available when the ball lies in a penalty area or when the TIO is out of bounds), or
- The additional relief option available under this Local Rule.

DIAGRAM 2: USING RULE 16 RELIEF PROCEDURE



Free relief available into this relief area using the procedures in Rule 16 as if the TIO were an immovable obstruction.

a. When Relief Is Allowed

Relief from a TIO is normally allowed when there is physical interference or line of sight interference from the TIO.

Interference under this Local Rule means that the player has:

- Physical interference,
- Line of sight interference, or
- Both physical and line of sight interference.

(1) Meaning of Physical Interference by Temporary Immovable Obstruction. Physical interference exists when:

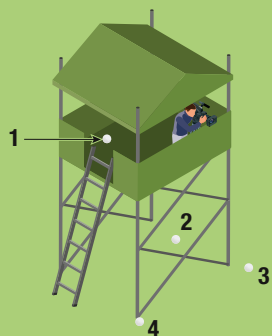
- The player's ball touches or lies in or on a TIO, or
- The TIO interferes with the player's area of intended *stance* or area of intended swing.

(2) **Meaning of Line of Sight Interference by Temporary Immovable Obstruction.** Line of sight interference exists when:

- The player's ball touches or lies in, on or under a TIO, or
- The TIO is on the player's line of sight to the *hole* (that is, the TIO is located on the straight line between the ball and the *hole*), or
- The ball is within one *club-length*, measured on an equidistant arc from the *hole*, of a spot where the TIO would be on the player's direct line of sight to the *hole* (this one *club-length* wide area is commonly referred to as the "corridor").

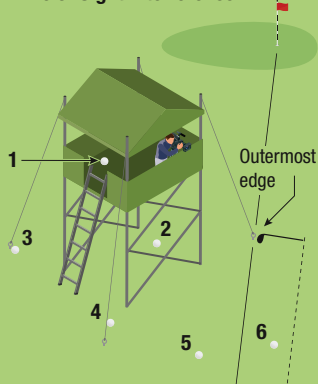
DIAGRAM 3: THE TWO TYPES OF TIO INTERFERENCE

Physical Interference



- 1 Ball is "on" the TIO
- 2 Ball is "in" the TIO
- 3 Ball so close to the TIO that it interferes with stance or swing
- 4 Ball is "touching" the TIO.

Line of Sight Interference



- 1 Ball is "on" the TIO
- 2 Ball is "in" the TIO
- 3 Ball is "touching" the TIO
- 4 Ball is directly under the guy wire, so it is "under" the TIO
- 5 TIO is between the ball and the hole
- 6 Ball in "corridor".

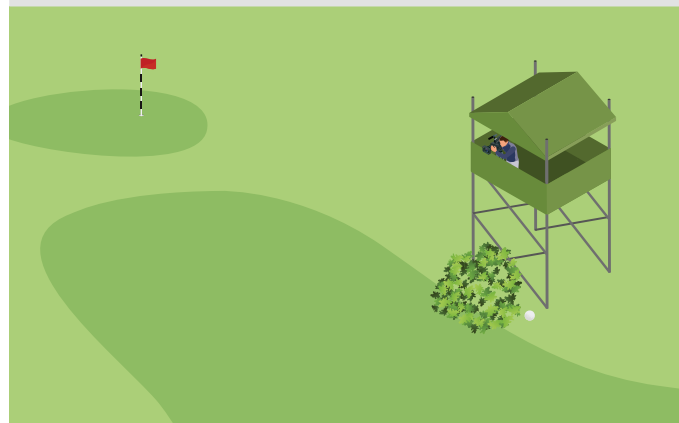
Note: The description given to each ball is not exhaustive. For example, ball 1 in the left diagram is also "in" the TIO and ball 2 in the right diagram is also "under" the TIO.

(3) **When No Relief Is Available Despite Having Interference.** If the ball touches or is in or on the TIO, relief is always available.

But when the ball neither touches nor is in or on the TIO, there is no relief under this Local Rule if any of the following applies:

- From either physical interference or line of sight interference:
 - » There is no relief when playing the ball as it lies would clearly be unreasonable because of something other than the TIO (such as when the player is unable to make a *stroke* because of where the ball lies in a bush outside the TIO), and
 - » There is no relief when interference exists only because the player chooses a club, type of *stance* or swing or direction of play that is clearly unreasonable under the circumstances; and

DIAGRAM 4: RELIEF IS ALLOWED (EXAMPLE 1)

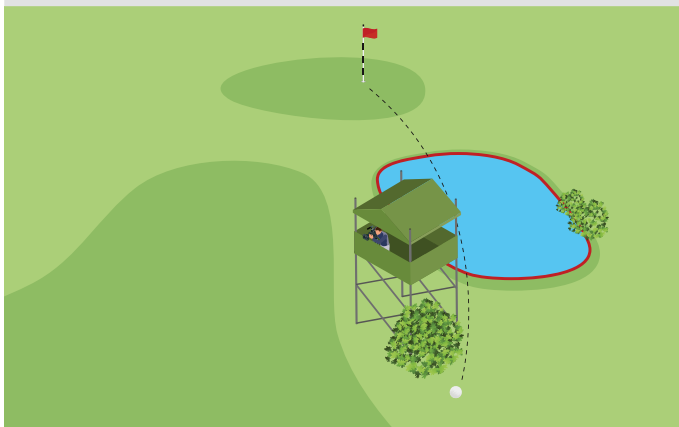


Player intends to pitch out to the fairway and when doing so has physical interference. Playing in this direction is not a "clearly unreasonable" direction of play under the circumstances and the player is therefore allowed relief.

When taking relief, the player can choose to take relief from physical interference using the relief procedures in Rule 16 or take relief under the TIO Local Rule (see Diagram 7).

- From line of sight interference:
 - » There is no relief when it is clearly unreasonable for a player to play the ball far enough that the ball will reach the TIO, and
 - » There is no relief when the player cannot show that there is a *stroke* that he or she could reasonably play that would both (a) have the TIO (including the corridor) on the line of that stroke, and (b) result in the ball finishing on a direct line to the *hole*.

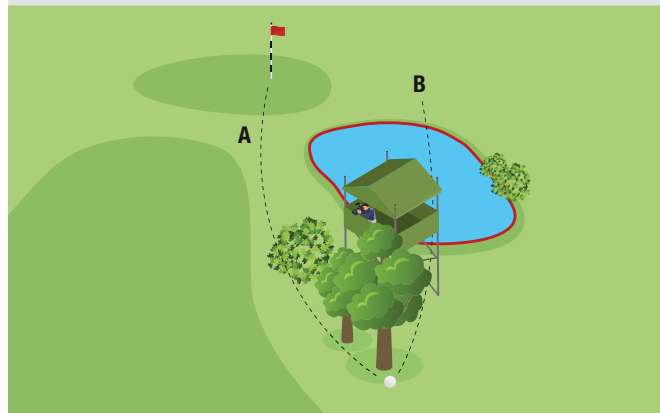
DIAGRAM 5: RELIEF IS ALLOWED (EXAMPLE 2)



Relief is allowed because the player could reasonably play a stroke that:

- has the TIO (including corridor) on the line of that stroke, and
- results in the ball finishing on a direct line to hole.

DIAGRAM 6: RELIEF NOT ALLOWED DESPITE HAVING INTERFERENCE



In this situation, though the player has line of sight interference, no relief is allowed because the player could not reasonably play through the trees and:

- The TIO (including within one club length of the TIO) is not on the line for a stroke the player could reasonably make to the left.
- The player cannot reasonably play to the right of the tree and have that stroke finish on a direct line to the hole.

To get relief, the player needs to be able to show that there is a reasonable line of play where the TIO (including the corridor) is on that line and that stroke can finish on a direct line to the hole, and that cannot be done in this situation.

b. Relief from Interference for Ball in General Area

If the player's ball is in the *general area* and there is interference by a TIO (including a TIO located *out of bounds*), the player may take free relief by *dropping* the original ball or another ball in and playing it from this *relief area*:

- **Reference Point:** The *nearest point of complete relief* where both physical and line of sight interference no longer exist.
- **Size of Relief Area from Reference Point:** The entire area within one *club-length* from the reference point, **but** with these limits:
- **Limits on Location of Relief Area:**
 - » Must be in the *general area*,

(2) **Penalty Relief: Playing from Outside Bunker or Penalty Area.** For **one penalty stroke**, the player may *drop* the original ball or another ball in and play it from this *relief area*:

- **Reference Point:** The *nearest point of complete relief* not nearer the *hole* where both physical and line of sight interference no longer exist that is outside that *bunker or penalty area*.
- **Size of Relief Area from Reference Point:** The entire area *one club-length* from the reference point, **but** with these limits:
- **Limits on Location of Relief Area:**
 - » Any *area of the course* other than in that *bunker or penalty area* or on any *putting green*,
 - » Must not be nearer the *hole* than the reference point, and
 - » There must be complete relief from both physical and line of sight interference by the TIO.

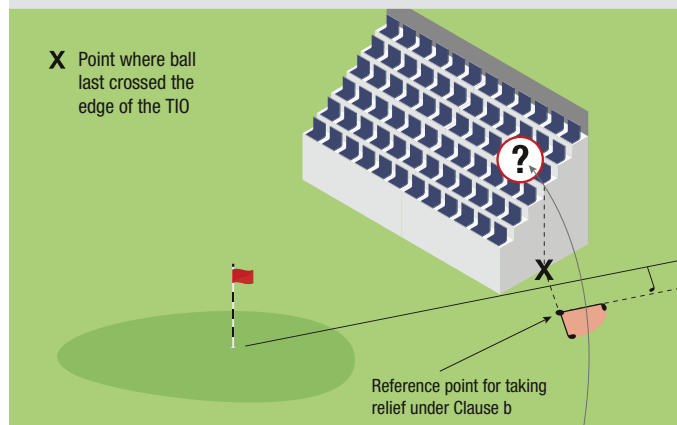
If the player has physical interference from the TIO, instead of using this relief procedure he or she may choose to take relief using the procedure for taking relief from an *abnormal course condition* in Rule 16.1b, treating the TIO as if it were an *immovable obstruction*. The relief procedure under Rule 16.1b is also available when the ball lies in a *penalty area* or when the TIO is *out of bounds*. See Clause f of this Local Rule for how to take relief.

d. Relief When Ball in TIO Not Found

If the player's ball has not been found but is *known or virtually certain* to have come to rest in a TIO:

- The player may take relief under this Local Rule by using the estimated point where the ball last crossed the edge of the TIO on the *course* as the spot of the ball for purposes of finding the *nearest point of complete relief*.

DIAGRAM 10: BALL IN TIO NOT FOUND



- Once the player puts another ball *in play* to take relief in this way:
 - » The original ball is no longer *in play* and must not be played.
 - » This is true even if it is then found on the *course* before the end of the three-minute search time (see Rule 6.3b)

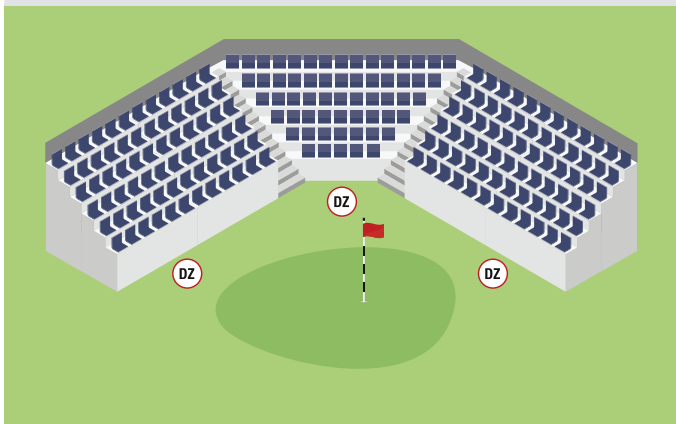
But if it is not *known or virtually certain* that the ball came to rest in the TIO, the player must play under penalty of *stroke and distance* (see Rule 18.2).

e. Committee Authority to Modify TIO Relief Procedures

When adopting this Local Rule, the *Committee* may modify the relief procedures in Clauses b and c in either or both of the following ways:

- (1) **Optional or Mandatory Use of Dropping Zones.** The *Committee* may permit or require a player to use a dropping zone as the *relief area* for taking relief under this Local Rule. When doing so, the *Committee* may add the dropping zone for relief from only physical interference or only line of sight interference or it may be used for relief from both types of interference.

DIAGRAM 11: OPTIONAL OR MANDATORY USE OF DROPPING ZONE



Dropping Zones can be used to help speed up the relief process.

This diagram illustrates a situation where the Committee has installed dropping zones for a player who has physical interference from the TIO.

If the Committee has stated that use of dropping zones is mandatory, a player must take relief in the appropriate dropping zone.

If the Committee has provided that the use of dropping zones is optional, a player may take relief in the appropriate dropping zone or may take relief under the TIO Local Rule (see Diagrams 2 and 7).

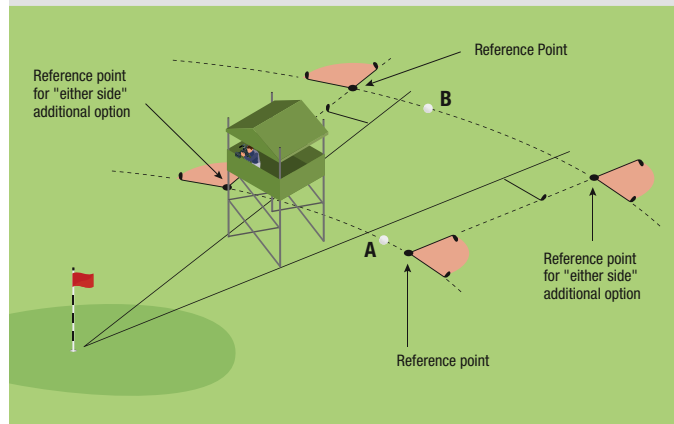
Where there is more than one dropping zone for a TIO, the Committee needs to make it clear to players how to determine which dropping zone to use.

- (2) **“Either Side” Relief Option.** The *Committee* may permit the player the option to take relief on the other side of a TIO in addition to the relief options allowed under Clauses b and c of this Local Rule. But the *Committee* may provide that either side relief is not allowed if the player is taking relief using the procedures in Rule 16.1.

f. Player May Proceed Under Other Relief Rules

- (1) **Taking Relief by Using the Procedures in Rule 16.1 or this Local Rule.** If a player has physical interference from the TIO as defined in Clause a, the player may either:

DIAGRAM 12: “EITHER SIDE” RELIEF OPTION



- Choose to use the relief procedures in Rule 16.1 or
- Use this Local Rule.
- **But** may not take relief under one of these options and then take relief under the other.

If the player chooses to use the procedure for taking relief from an *abnormal course condition* in Rule 16.1, he or she must treat the TIO as if it is an *immovable obstruction* and take relief based on where the ball lies:

- **In the general area** using the procedures in Rule 16.1b.
 - **In a bunker** using the procedures in Rule 16.1c.
 - **In a penalty area** using the procedures in Rule 16.1c as if the ball lies in a *bunker*.
 - **On the putting green** using the procedures in Rule 16.1d.
- (2) **Taking Relief under Rule 17, 18 or 19.** This Local Rule does not prevent the player from taking relief under Rule 17, 18 or 19 rather than taking TIO relief under this Local Rule.

**Penalty for Playing Ball from a Wrong Place in Breach of Local Rule:
General Penalty Under Rule 14.7a.”**