



PAPERLESS PAY

The Web Site: <https://paperlesspay.talx.com/Ingram>

If Ingram is omitted from the URL, entry of the Employer Code (14722) will be required.

Follow the instructions carefully to prevent disabling your User ID/Password.

The main page of iPAY has been recently updated to an intuitive dashboard experience.

Welcome to Ingram iPAY

This site provides secure access to view your payroll information and manage your account.

[Click Here to Login >](#)

Ingram Distribution Management, Inc. - Paperless Pay

Welcome! Please log in below.

User ID:

[Forgot User ID?](#)

[Continue >](#)

Register Now!

First time User?
[Click here to register.](#)

[Terms and Conditions](#)

Ingram Distribution Management, Inc. - Paperless Pay

Welcome! Please log in below.

Password:

[Forgot your Password?](#)

[< Back](#) [Log in](#)

Ingram Distribution Management, Inc. - Paperless Pay

Review your security contact preferences

Please provide your personal contact preferences. This information will be used to verify your identity and help with login if you forget your Password in the future. Please ensure the information provided is readily accessible, as it may be used for delivery of a one-time passcode. [Learn More](#)

Home Address [EDIT](#)

[< Back](#) [Continue >](#)

Ingram Distribution Management, Inc. - Paperless Pay

Review your security contact preferences

Please provide your personal contact preferences. This information will be used to verify your identity and help with login if you forget your Password in the future. Please ensure the information provided is readily accessible, as it may be used for delivery of a one-time passcode. [Learn More](#)

Personal Phone * [EDIT](#)

[Add Another](#)

Email Address * [EDIT](#)

[< Back](#) [Save](#)

The landing page displays recent paystubs and pay analysis.

PAPERLESS PAY

Home

The pay stub information reflects your payroll data at the time your check or direct deposit was generated. If you have any questions please contact your HR representative.

[View more](#)

RECENT PAYSTUBS

Pay Date	Pay Type	Total earn	Net Pay last	View PayStub
09/11/2020	Regular	\$-343.04	\$-343.04	View
10/11/2019	Regular	\$-343.04	\$-343.04	View
09/15/2019	Void	\$-343.04	\$-343.04	View
09/31/2019	Void	\$-343.04	\$-343.04	View
07/31/2019	Regular	\$4,512.15	\$5,412.85	View

VIEW PAYSTUB HISTORY

PAY ANALYSIS

09/15/2019 - Regular Show Amount

Legend: Net Pay last, Pre-Tax, Taxes, After-Tax

DISTRIBUTION

09/11/2020 - Regular Show Amount

Legend: Paper Check

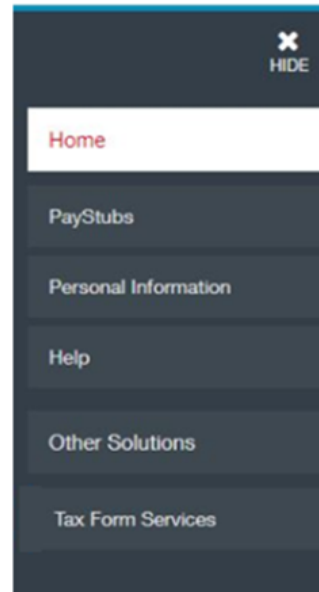
WITHHOLDINGS

10/11/2019 - Regular

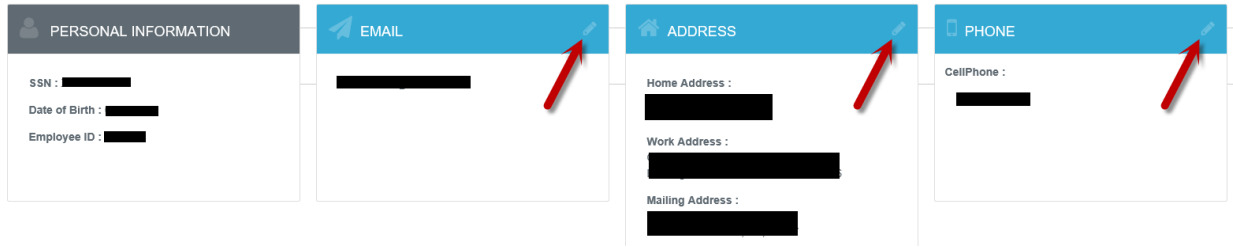
Taxes	State Taxes	Marital Status	Allowances	Additional Amounts
PayStub/Taxes - Federal-Help ID 611		Married	0	
PayStub/Taxes - Primary State-Help ID 612	IN		0	
PayStub/Taxes - Secondary State-Help ID 613			0	
PayStub/Taxes - Local-Help ID 614			0	



Click the Menu icon in the top left of your screen to view the content.

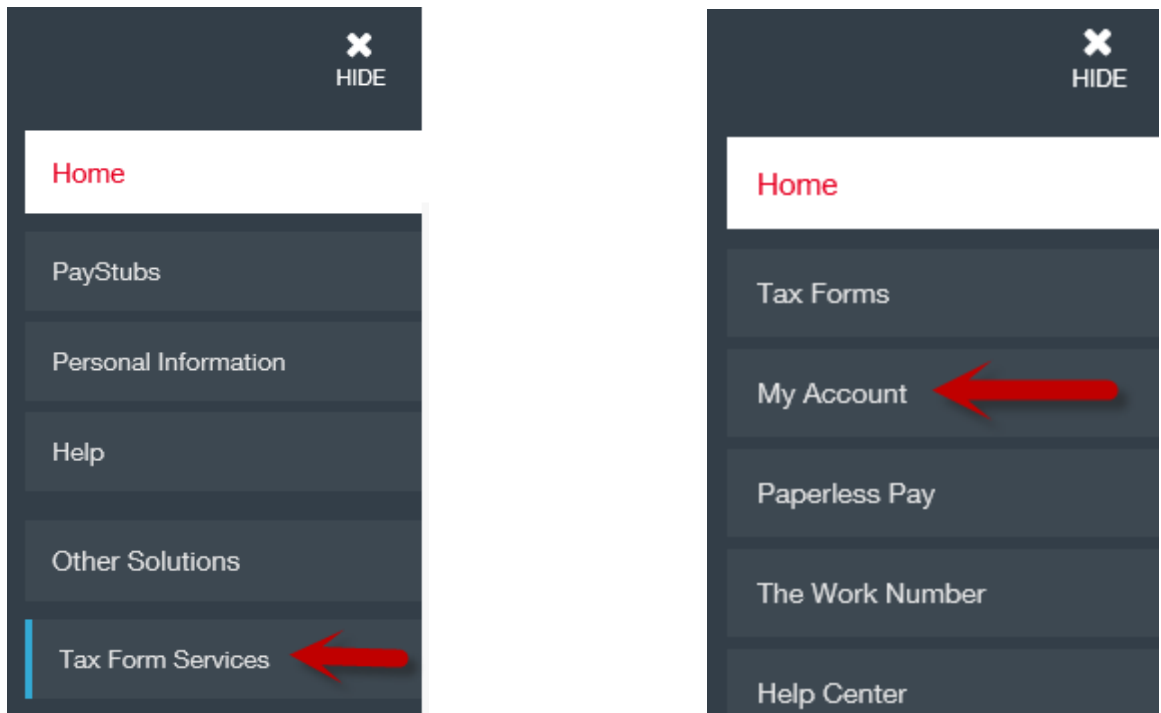


The **Personal Information** menu item displays the following which allows edits as needed.



Click the pencil to enter updated information.

To sign up to receive your W2 on-line select the **Tax Form Services** menu. Select **My Account**.



Scroll to the bottom of the page, check the box in the top right section of the W2, then select Receive form online.

Note: Effective Tax Year 2020, Form 1095-C is provided by Benefitsolver.

DELIVERY SELECTIONS

