


# **TEXCAN**

A Sonepar Company



## **MINING CABLE**

### **CATALOGUE**

# WHY CHOOSE TEXCAN?

Our expertise lies in providing solutions tailored to each customer's individual needs. Texcan has been a leader in the wire and cable industry since 1978, consistently going above and beyond to serve our customers. As one of the largest wire and cable suppliers in Canada, Texcan specializes in serving the electrical market and offers an extensive range of products and specialized services.

## LOCAL INVENTORY WHAT YOU WANT, WHEN YOU NEED IT!

Texcan takes pride in our extensive inventory, offering a diverse selection of wire and cable options to meet customers' specific requirements. We prioritize convenience, ensuring that our customers have easy access to the products they need, when they need them.

## LOCAL EXPERTISE WITH A GLOBAL PRESENCE

Texcan is a proud member of the Sonepar Group. Founded in 1969, the Sonepar Group of companies is an independent family-owned company and global market leader in B to B distribution of electrical products, solutions, and related services.

# PRODUCT SOURCING

Texcan's preferred partners are selected based on their reputation for excellence, reliability, and expertise in their respective fields. These partnerships are built on mutual trust, shared values, and a commitment to delivering exceptional customer experiences. By collaborating with industry-leading manufacturers and suppliers, Texcan ensures that it consistently offers outstanding products and solutions to its diverse customer base.



## LIVE 24/7, 365 DAY EMERGENCY SUPPORT

Texcan recognizes the crucial importance of continuous, year-round operations. We understand that during emergencies, disruptions can pose significant risks and expenses. That's why we are fully committed to delivering prompt assistance whenever it is required. Our dedicated team is available 24/7 to provide live help, ensuring that your operations can swiftly resume without any unnecessary delays. To access our live assistance, simply call our toll-free number, 1.800.665.1025.

We are ready to provide the support you need, anytime, anywhere.



## ENGINEERING SUPPORT

By choosing Texcan, you gain access to our dedicated in-house engineering and product management team, along with manufacturer support for your project. The sooner you engage us, the greater the value we can provide.

When you collaborate with us, we can assist in reviewing your bill of materials, ensuring accuracy and efficiency. Our team specializes in streamlining cabling specifications, optimizing designs, and technical compliance throughout the project life cycle. Our expertise allows us to streamline processes and enhance overall project efficiency.

# TABLE OF CONTENTS

	Page No.
Mining Cable	4
Standard Design Features	5
Type W - 2kV	6-7
Type G-GC - 2kV	8
Type G - 2kV	9
Type SHD-GC - 2kV	10
- 5kV	11
- 8kV	12
- 15kV	13
- 25kV	14
Vertical Riser Teck - 1kV	15
- 5kV	16
- 15kV	17
SOOW Blasting Cable - 600V	18

**To Place an Order** - For many of the products in the catalogue, you will find everything that you need to place an order. Should you need any assistance or require special orders, please contact your sales representative. A complete list of our sales offices can be found on the back cover of this catalogue.

# INTRODUCTION

Texcan's Mining cable is specifically designed for the mining industry, providing practical benefits which prolong the life cycle of the cable. It is designed to resist sunlight, water, extreme temperatures, chemicals, oil and abrasion, while also maintaining reliable performance in tough drilling environments. Mining cables utilize industry standard materials and cutting edge design and construction technology to ensure it is built to handle any mining application.



## APPLICATIONS

Mining cables are specifically designed for heavy duty use on mining equipment or dig sites, where maximum safety is required. Applications include high voltage distribution in underground mines, areas requiring a high degree of flexing or that experience physical abuse, and on mining equipment such as shuttle cars, roof bolters, drills, and loading machines. They are also used where service conditions are severe and where frequent relocation is necessary. Mining cables are built to ensure dependable performance and long lasting life cycles in extreme conditions.

## SPECIFICATIONS

- CSA FT1, FT4, & FT5
- CSA C22 No. 96
- CSA File 82346
- ASTM B3, B33 & B 172
- MSHA
- ICEA S-75-381/NEMA WC-58
- ICEA S-68-516/NEMA WA-8
- RoHS COMPLIANT

\*Refer to CE Code for details

## CAUTION NOTICE

In case of fire, well maintained early warning smoke detectors will give an alarm long before non-metallic coverings become combustible. However, the Electrical and Electronic Manufacturers Association of Canada has suggested that all purchasers of PVC insulated / jacketed products be advised of the following:

- Non-metallic coverings of electrical cables can burn and may transmit fire when ignited.
- Burning non-metallic coverings may emit acid gases which are toxic and may generate dense smoke.
- Emission of acid gases may corrode metal in the vicinity e.g. sensitive instruments and reinforcing rods in cement.

The installer and/or user assumes all liability for the consequences of the installation and/or use of any of the products in violation of any applicable law, regulation, or code.



# STANDARD DESIGN FEATURES

Texcan's Mining Cable range from 600V to 35kV. They are suitable for applications facing extreme and severe conditions, commonly in the mining industry. Mining Cables are available in various constructions, for various uses, as outlined below:

## TYPE W-2KV

CSA and MSHA approved as well as ASTM certified and RoHS compliant. Fully annealed stranded bare copper conductor with a premium-grade, colour-coded 90°C Ethylene Propylene Diene Monomer (EPDM) insulation and a flame retardant, oil & sunlight resistant Chlorinated Polyethylene (CPE) jacket.

## TYPE G-GC-2KV

CSA FT1 and FT5 as well as MSHA approved and ASTM certified. Fully annealed stranded bare or tin coated copper with a premium-grade Ethylene Propylene Diene Monomer (EPDM) insulation and a flame retardant, oil and sunlight resistant Chlorinated Polyethylene (CPE) jacket. Also two bunched or rope lay stranded bare or tin coated, insulated or uninsulated copper ground conductors and one stranded bare or tin coated copper ground (check) conductor with yellow Ethylene Propylene Diene Monomer (EPDM) insulation.

## TYPE G-2KV

CSA FT1 and FT5, MSHA approved and RoHS compliant. Fully annealed stranded bare or tin coated copper conductor with a premium-grade Ethylene Propylene Diene Monomer (EPDM) insulation and a flame-retardant, oil and sunlight resistant Chlorinated Polyethylene (CPE) jacket. Also four green Ethylene Propylene Diene Monomer (EPDM) insulated ground conductors with bare or tinned copper stranding.

## TYPE SHD-GC 2KV-25KV TC-ER

CSA FT1, FT4, and FT5, MSHA approved and ASTM certified. Fully annealed stranded bare or tin coated copper conductor with a premium-grade Ethylene Propylene Diene Monomer (EPDM) insulation and a flame-retardant, oil and sunlight resistant Chlorinated Polyethylene (CPE) jacket. Also two bunched or rope lay stranded bare or tin coated, uninsulated copper ground conductors, one stranded bare or tin coated copper ground (check) conductor with yellow Ethylene Propylene Diene Monomer (EPDM) insulation and a soft drawn annealed copper braid shield over each conductor.

## SOOW BLASTING CABLE

CSA FT2 and MSHA approved. Stranded bare copper conductor with an Ethylene Propylene Diene Monomer (EPDM) insulation and Chlorinated Polyethylene (CPE) red jacket

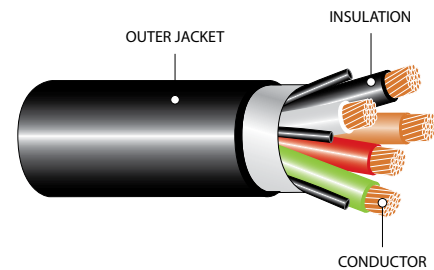


## VERTICAL RISER TECK

CSA FT1, FT4 Riser Teck approved for Mineshaft installations. ASTM stranded Bare conductor, insulation Cross-linked Polyethylene (XLPE) or Tree-Retardant (TR-XLPE). Available in Aluminum interlocking armor (AIA) or Galvanized steel interlocking armor (GSIA). Voltages range from 600 Volt through 35KV. Suitable for direct burial, sunlight resistant, 90C -40C rated. ROHS compliant. Optional: Aluminum conductors or additional strength members upon request.

Termination splices, connectors, couplers, and stands also available!

## Type W 2kV EPDM/CPE



### SPECIFICATIONS

- CSA Approved
  - ASTM B-33
  - MSHA P-184
  - RoHS Compliant
- \*Refer to CE Code for details



### CONSTRUCTION

**Conductor:** Fully annealed stranded bare or tin coated copper

**Insulation:** Premium-grade, colour-coded 90°C Ethylene Propylene Diene Monomer (EPDM)

**Outer Jacket:** Flame-retardant, oil & sunlight resistant Chlorinated Polyethylene (CPE) rated temperature 90°C

**Options:** Other sizes, colours and custom designs available upon request  
Ethylene Propylene Rubber (EPR) available upon request

#### 3 Conductor

Part Number	No. of Cond.	AWG Size		Insulation Thickness		Approximate Diameter		Net Weight	
		Cond.	Stranding	in.	mm	in.	mm.	LB/ MFT	KG/KM
03007-01-010	3	8	133	0.060	1.520	0.925	23.500	470	699
03007-06-010	3	4	259	0.060	1.520	1.095	27.810	810	1205
03007-07-010	3	1/0	259	0.080	2.030	1.555	39.500	1965	2924
03007-09-010	3	3/0	259	0.080	2.030	1.815	46.100	2890	4300
03007-15-010	3	500	1235	0.095	2.410	3.030	76.960	8700	12946

#### 4 Conductor

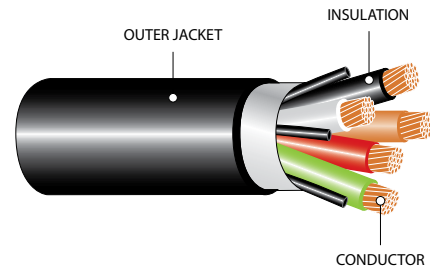
Part Number	No. of Cond.	AWG Size		Insulation Thickness		Approximate Diameter		Net Weight	
		Cond.	Stranding	in.	mm	in.	mm.	LB/ MFT	KG/KM
03008-01-010	4	8	133	0.060	1.520	0.980	24.890	615	915
03008-02-010	4	6	259	0.060	1.520	1.070	27.180	800	1190
03008-03-010	4	4	259	0.060	1.520	1.210	30.730	1040	1548
03008-04-010	4	2	259	0.080	2.030	1.435	36.450	1580	2351
03008-06-010	4	1	259	0.080	2.030	1.595	40.510	2045	3043
03008-07-010	4	1/0	259	0.080	2.030	1.705	43.310	2430	3616
03008-08-010	4	2/0	259	0.080	2.030	1.845	46.860	2950	4390
03008-09-010	4	3/0	259	0.080	2.030	1.965	49.910	3430	5104
03008-10-010	4	4/0	259	0.080	2.030	2.145	54.480	3885	5781
03008-11-010	4	250	627	0.095	2.413	2.665	67.691	5579	8302
03008-12-010	4	350	888	0.095	2.413	3.000	76.200	7329	10906
03008-13-010	4	500	1235	0.095	2.413	3.425	86.995	9896	14725

Note: All dimensions are nominal and are subject to normal manufacturing tolerance.  
Specifications are subject to change without prior notice.

\*Refer to CEC for Ampacity.

## Type W 2kV

EPDM/CPE



### SPECIFICATIONS

- CSA Approved
- ASTM B-33
- MSHA P-184
- RoHS Compliant

\*Refer to CE Code for details



### CONSTRUCTION

**Conductor:** Fully annealed stranded bare or tin coated copper

**Insulation:** Premium-grade, colour-coded 90°C Ethylene Propylene Diene Monomer (EPDM)

**Outer Jacket:** Flame-retardant, oil & sunlight resistant Chlorinated Polyethylene (CPE) rated temperature 90°C

**Options:** Other sizes, colours and custom designs available upon request  
Ethylene Propylene Rubber (EPR) available upon request

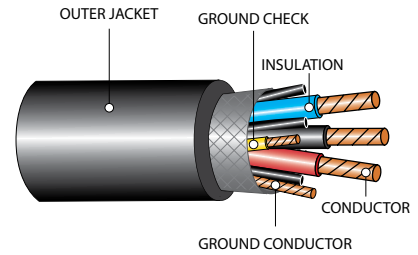
### 5 Conductor

Part Number	No. of Cond.	AWG Size		Insulation Thickness		Approximate Diameter		Net Weight	
		Cond.	Stranding	in.	mm	in.	mm.	LB/ MFT	KG/KM
03009-02-010	5	6	259	0.060	1.520	1.170	29.720	75	112
03009-04-010	5	4	259	0.060	1.520	1.360	34.540	1320	1964
03009-06-010	5	2	259	0.080	2.030	1.595	40.510	1925	2864
03009-07-000	5	1	259	0.080	2.030	1.820	46.230	2675	3980
03009-07-010	5	1/0	259	0.080	2.030	1.900	48.260	2885	4293
03009-08-010	5	2/0	259	0.080	2.030	1.845	46.860	2950	4390
03009-09-010	5	3/0	259	0.080	2.030	2.260	57.400	4900	7291
03009-10-010	5	4/0	259	0.080	2.030	2.460	62.480	5980	8898

Note: All dimensions are nominal and are subject to normal manufacturing tolerance.  
Specifications are subject to change without prior notice.

\* Refer to CEC for Ampacity.

## Type G-GC 2kV EPDM/CPE



### SPECIFICATIONS

- CSA FT1 & FT5
- CSA C22 No. 96
- ASTM B3 & B172-4
- MSHA P-123
- ICEA S-68-516

\*Refer to CE Code for details



### CONSTRUCTION

**Conductor:** Fully annealed stranded bare or tin coated copper

**Insulation:** Premium-grade, colour-coded 90°C Ethylene Propylene Diene Monomer (EPDM)

**Ground Conductor:** Two bunched or rope lay stranded bare or tin coated, insulated or uninsulated copper

**Ground Check Conductor:** One stranded bare or tin coated copper with yellow Ethylene Propylene Diene Monomer (EPDM) insulation

**Outer Jacket:** Flame-retardant, oil & sunlight resistant Chlorinated Polyethylene (CPE) rated temperature 90°C

**Options:** Other sizes, colours and custom designs available upon request  
Ethylene Propylene Rubber (EPR) available upon request

### 3 Conductor

Part Number	No. of Cond.	AWG Size				Insulation Thickness		Approximate Diameter		Copper Content		Net Weight	
		Cond.	Stranding	Ground Cond.	Ground Check	in.	mm	in.	mm.	LB/ MFT	KG/KM	LB/ MFT	KG/KM
03020-02-011	3	10	104/30	2 x 12	12	0.060	1.524	.750	19.050	157	233	538	800
03020-03-010	3	8	133/29	2 x 10	10	0.060	1.524	0.905	22.987	255	379	600	893
03020-04-010	3	6	259/30	2 x 10	10	0.060	1.524	1.025	26.035	349	519	775	1153
03020-05-012	3	4	259/28	2 x 9	10	0.060	1.524	1.140	27.816	526	783	1075	1600
03020-07-012	3	2	259/26	2 x 7	8	0.060	1.524	1.300	33.020	839	1248	1575	2344
03020-08-010	3	1	259/25	2 x 6	8	0.080	2.032	1.495	37.973	1040	1548	1900	2827
03020-09-010	3	1/0	259-24	2 x 5	8	0.080	2.032	1.610	40.894	1410	2098	2500	3720
03020-10-010	3	2/0	259/23	2 x 4	8	0.080	2.032	1.730	43.942	1605	2388	3000	4464
03020-12-010	3	4/0	259/21	2 x 2	8	0.080	2.032	2.010	51.054	2525	3757	4200	6250
03020-13-012	3	250	627/24	2 x 1	8	0.095	2.413	2.390	60.706	2920	4345	5116	7613
03020-15-010	3	350	855/24	2 x 1/0	8	0.095	2.413	2.680	68.072	4095	6093	7379	10980
03020-17-012	3	500	1235/24	2 x 3/0	8	0.095	2.413	3.030	76.962	5730	8526	8215	12224

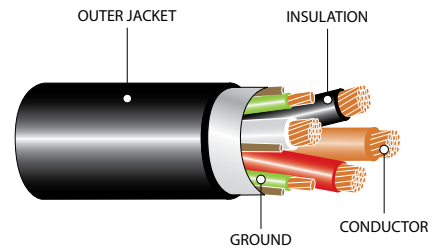
Note: All dimensions are nominal and are subject to normal manufacturing tolerance.  
Specifications are subject to change without prior notice.

\* Refer to CEC for Ampacity.



## Type G 2kV

### EPDM/CPE



#### SPECIFICATIONS

- CSA FT5
- ASTM B172 & B33
- MSHA P-7K-268101
- ICEA S-75-381/NEMA WC-58
- ICEA S-68-516/NEMA WC-8
- RoHS Compliant

\*Refer to CE Code for details

#### CONSTRUCTION

**Conductor:** Fully annealed stranded bare or tin coated copper

**Insulation:** Premium-grade, colour-coded 90°C Ethylene Propylene Diene Monomer (EPDM)

**Ground Conductor:** Green Ethylene-Propylene-Diene Monomer (EPDM) insulated with bare or tinned copper stranding

**Outer Jacket:** Flame-retardant, oil & sunlight resistant Chlorinated Polyethylene (CPE) rated temperature 90°C

**Options:** Other sizes, colours and custom designs available upon request  
Ethylene Propylene Rubber (EPR) available upon request



#### 4 Conductor

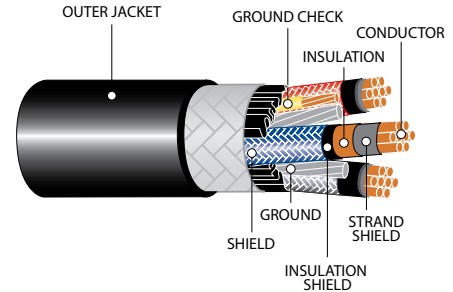
Part Number	No of Cond.	AWG Size			Insulation Thickness		Approximate Diameter		Net Weight	
		Cond.	Stranding	Ground Cond.	in.	mm.	in.	mm.	LB/MFT	KG/KM
03032-02-010	4	8	133	4 x 12	0.060	1.520	1.045	26.540	635	945
03032-04-010	4	6	259	4 x 12	0.060	1.520	1.125	28.580	900	1339
03032-03-010	4	4	259	4 x 10	0.060	1.520	1.210	30.730	1280	1905
03032-05-011	4	2	259	4 x 9	0.080	2.030	1.435	36.450	2000	2976
03032-07-010	4	1/0	259	4 x 7	0.080	2.030	1.720	43.69	3140	4672
03032-08-010	4	2/0	259	4 x 6	0.080	2.030	1.860	47.240	3780	5625
03032-09-010	4	3/0	259	4 x 5	0.080	2.030	2.075	52.710	4500	6696
03032-10-010	4	4/0	259	4 x 5	0.080	2.030	2.155	54.740	5520	8214
03032-13-010	4	500	1235	4 x 1/0	0.095	2.413	3.400	86.400	10758	16008

Note: All dimensions are nominal and are subject to normal manufacturing tolerance.  
Specifications are subject to change without prior notice.

\* Refer to CEC for Ampacity.


## Type SHD-GC 2kV

EPDM/CPE



### SPECIFICATIONS

- CSA FT1 & FT5\*\*
- ASTM B3
- ICEA S-75-381/NEMA WC58
- MSHA

\*Refer to CE Code for details  
 \*\*CSA on black, red, blue colour code only

### CONSTRUCTION

**Conductor:** Fully annealed stranded bare copper or tin coated

**Insulation:** Premium-grade, colour-coded 90°C Ethylene Propylene Diene Monomer (EPDM)

**Ground Conductor:** Two bunched or rope lay stranded bare or tin coated, uninsulated copper

**Ground Check Conductor:** One stranded bare or tin coated copper with yellow Ethylene Propylene Diene Monomer (EPDM) insulation

**Braid Shield:** Soft drawn annealed copper braid served over each conductor

**Outer Jacket:** Flame-retardant, oil & sunlight resistant Chlorinated Polyethylene (CPE) rated temperature 90°C

**Options:** Other sizes, colours and custom designs available upon request  
 Ethylene Propylene Rubber (EPR) insulation available upon request  
 Reflective tape added to exterior upon request  
 TC-ER Available

### 3 Conductor

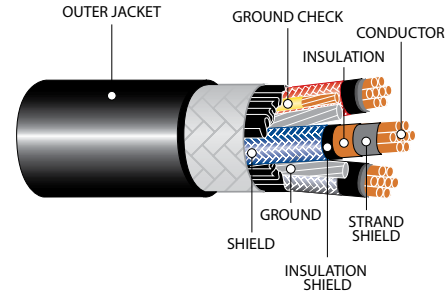
Part Number	No. of Cond.	AWG Size				Insulation Thickness		Approximate Diameter		Net Weight	
		Cond.	Stranding	Ground Cond.	Ground Check	in.	mm	in.	mm.	LB/ MFT	KG/KM
03020-00-010	3	14	41	2 x 14	14	0.070	1.778	0.905	22.990	385	573
03020-01-010	3	12	65	2 x 12	12	0.070	1.778	0.950	24.130	593	882
03020-02-010	3	10	104	2 x 12	12	0.070	1.778	1.000	25.400	679	1010
03050-03-010	3	8	168	2 x 10	10	0.070	1.778	1.160	29.460	820	1220
03050-02-010	3	6	133	2 x 10	10	0.070	1.778	1.290	32.770	1160	1726
03050-01-010	3	4	259	2 x 8	10	0.070	1.778	1.400	35.560	1490	2217
03050-05-010	3	2	259	2 x 6	10	0.070	1.778	1.590	40.390	2000	2976
03050-06-010	3	1	259	2 x 5	10	0.080	2.032	1.760	44.700	2450	3646
03050-07-010	3	1/0	266	2 x 4	8	0.080	2.032	1.860	47.240	2840	4226
03050-08-010	3	2/0	342	2 x 3	8	0.080	2.032	2.000	50.800	3400	5059
03050-10-010	3	4/0	532	2 x 1	8	0.080	2.032	2.310	58.670	4860	7232

Note: All dimensions are nominal and are subject to normal manufacturing tolerance.  
 Specifications are subject to change without prior notice.

\* Refer to CEC for Ampacity.

## Type SHD-GC 5kV

EPDM/CPE



### SPECIFICATIONS

- CSA FT1 & FT5\*\*
- ASTM B3
- ICEA S-75-381/NEMA WC58
- MSHA

\*Refer to CE Code for details



\*\*CSA on black, red, blue colour code only

### CONSTRUCTION

**Conductor:** Fully annealed stranded bare copper or tin coated

**Insulation:** Premium-grade, colour-coded 90°C Ethylene Propylene Diene Monomer (EPDM)

**Ground Conductor:** Two bunched or rope lay stranded bare or tin coated, uninsulated copper

**Ground Check Conductor:** One stranded bare or tin coated copper with yellow Ethylene Propylene Diene Monomer (EPDM) insulation

**Braid Shield:** Soft drawn annealed copper braid served over each conductor

**Outer Jacket:** Flame-retardant, oil & sunlight resistant Chlorinated Polyethylene (CPE) rated temperature 90°C

**Options:** Other sizes, colours and custom designs available upon request  
 Ethylene Propylene Rubber (EPR) insulation available upon request  
 Reflective tape added to exterior upon request  
 TC-ER Available

### 3 Conductor

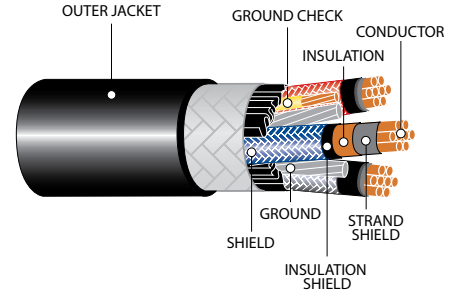
Part Number	No. of Cond.	AWG Size				Insulation Thickness		Approximate Diameter		Net Weight	
		Cond.	Stranding	Ground Cond.	Ground Check	in.	mm	in.	mm.	LB/ MFT	KG/KM
03051-03-010	3	6	133	2 x 10	10	0.110	2.794	1.560	39.620	1560	2321
03051-04-010	3	4	259	2 x 8	10	0.110	2.794	1.680	42.670	1920	2857
03051-05-010	3	2	259	2 x 6	10	0.110	2.794	1.870	47.498	2500	3720
03051-06-010	3	1	259	2 x 5	10	0.110	2.794	1.950	49.530	2860	4256
03051-07-010	3	1/0	266	2 x 4	8	0.110	2.794	2.080	52.832	3390	5044
03051-08-010	3	2/0	323	2 x 3	8	0.110	2.794	2.200	55.880	3830	5699
03051-10-010	3	4/0	532	2 x 1	8	0.110	2.794	2.360	59.940	5300	7886
03051-11-010	3	250	627	2 x 1/0	6	0.120	3.048	2.500	63.500	6450	9598
03051-13-010	3	350	888	2 x 2/0	6	0.120	3.048	2.690	68.330	7880	11725
03051-16-010	3	500	1221	2 x 4/0	6	0.120	3.048	3.310	84.070	10400	15475

Note: All dimensions are nominal and are subject to normal manufacturing tolerance.  
 Specifications are subject to change without prior notice.

\* Refer to CEC for Ampacity.


## Type SHD-GC 8kV

EPDM/CPE



### SPECIFICATIONS

- CSA FT1 & FT5\*\*
- ASTM B3
- ICEA S-75-381/NEMA WC58
- MSHA P

\*Refer to CE Code for details  
 \*\*CSA on black, red, blue colour code only

### CONSTRUCTION

**Conductor:** Fully annealed stranded bare copper or tin coated

**Insulation:** Premium-grade, colour-coded 90°C Ethylene Propylene Diene Monomer (EPDM)

**Ground Conductor:** Two bunched or rope lay stranded bare or tin coated, uninsulated copper

**Ground Check Conductor:** One stranded bare or tin coated copper with yellow Ethylene Propylene Diene Monomer (EPDM) insulation

**Braid Shield:** Soft drawn annealed copper braid served over each conductor

**Outer Jacket:** Flame-retardant, oil & sunlight resistant Chlorinated Polyethylene (CPE) rated temperature 90°C

**Options:** Other sizes, colours and custom designs available upon request  
 Ethylene Propylene Rubber (EPR) insulation available upon request  
 Reflective tape added to exterior upon request  
 TC-ER Available

### 3 Conductor

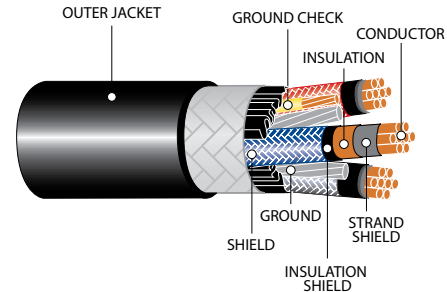
Part Number	No. of Cond.	AWG Size				Insulation Thickness		Approximate Diameter		Net Weight	
		Cond.	Stranding	Ground Cond.	Ground Check	in.	mm	in.	mm.	LB/ MFT	KG/KM
03052-01-010	3	4	259	2 x 8	10	0.150	3.810	1.940	49.280	2180	3244
03052-05-010	3	2	259	2 x 6	10	0.150	3.810	2.120	53.850	2830	4211
03052-06-010	3	1	259	2 x 5	10	0.150	3.810	2.210	56.130	3350	4985
03052-07-010	3	1/0	266	2 x 4	8	0.150	3.810	2.320	58.930	3590	5342
03052-08-010	3	2/0	323	2 x 3	8	0.150	3.810	2.460	62.480	4190	6235
03052-09-010	3	3/0	418	2 x 2	8	0.150	3.810	2.620	66.548	5075	7552
03052-10-010	3	4/0	532	2 x 1	8	0.150	3.810	2.750	69.850	5660	8422
03052-13-010	3	350	888	2 x 2/0	6	0.150	3.810	3.200	81.280	8460	12589
03052-16-010	3	500	1221	2 x 4/0	6	0.150	3.810	3.560	90.424	10700	15922

Note: All dimensions are nominal and are subject to normal manufacturing tolerance.  
 Specifications are subject to change without prior notice.

\* Refer to CEC for Ampacity.

## Type SHD-GC 15kV

EPDM/CPE



### SPECIFICATIONS

- CSA FT1 & FT5\*\*
- ASTM B3
- ICEA S-75-381/NEMA WC58
- MSHA P

\*Refer to CE Code for details  
 \*\*CSA on black, red, blue colour code only



### CONSTRUCTION

**Conductor:** Fully annealed stranded bare copper or tin coated

**Insulation:** Premium-grade, colour-coded 90°C Ethylene Propylene Diene Monomer (EPDM)

**Ground Conductor:** Two bunched or rope lay stranded bare or tin coated, uninsulated copper

**Ground Check Conductor:** One stranded bare or tin coated copper with yellow Ethylene Propylene Diene Monomer (EPDM) insulation

**Braid Shield:** Soft drawn annealed copper braid served over each conductor

**Outer Jacket:** Flame-retardant, oil & sunlight resistant Chlorinated Polyethylene (CPE) rated temperature 90°C

**Options:** Other sizes, colours and custom designs available upon request  
 Ethylene Propylene Rubber (EPR) insulation available upon request  
 Reflective tape added to exterior upon request  
 TC-ER Available

### 3 Conductor

Part Number	No. of Cond.	AWG Size				Insulation Thickness		Approximate Diameter		Net Weight	
		Cond.	Stranding	Ground Cond.	Ground Check	in.	mm	in.	mm.	LB/ MFT	KG/KM
03053-05-010	3	2	259	2 x 6	10	0.210	5.334	2.410	61.210	3500	5208
03053-06-010	3	1	259	2 x 5	10	0.210	5.334	2.520	64.010	4080	6071
03053-07-010	3	1/0	266	2 x 4	8	0.210	5.334	2.640	67.060	4610	6860
03053-08-010	3	2/0	323	2 x 3	8	0.210	5.334	2.730	69.340	4890	7276
03053-10-010	3	4/0	532	2 x 1	8	0.210	5.334	3.050	77.470	6820	10148
03053-11-010	3	250	627	2 x 1/0	6	0.210	5.334	3.100	78.740	6960	10356
03053-13-010	3	350	888	2 x 2/0	6	0.210	5.334	3.400	86.360	9128	13583

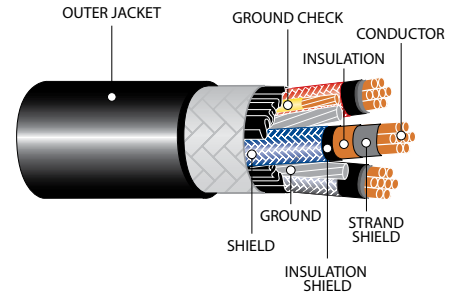
Note: All dimensions are nominal and are subject to normal manufacturing tolerance.  
 Specifications are subject to change without prior notice.

\* Refer to CEC for Ampacity.




## Type SHD-GC 25kV

EPDM/CPE



### SPECIFICATIONS

- CSA FT1 & FT5\*\*
- ASTM B3
- ICEA S-75-381/NEMA WC58
- MSHA P

\*Refer to CE Code for details  
 \*\*CSA on black, red, blue colour code only

### CONSTRUCTION

**Conductor:** Fully annealed stranded bare copper or tin coated

**Insulation:** Premium-grade, colour-coded 90°C Ethylene Propylene Diene Monomer (EPDM)

**Ground Conductor:** Two bunched or rope lay stranded bare or tin coated, uninsulated copper

**Ground Check Conductor:** One stranded bare or tin coated copper with yellow Ethylene Propylene Diene Monomer (EPDM) insulation

**Braid Shield:** Soft drawn annealed copper braid served over each conductor

**Outer Jacket:** Flame-retardant, oil & sunlight resistant Chlorinated Polyethylene (CPE) rated temperature 90°C

**Options:** Other sizes, colours and custom designs available upon request  
 Ethylene Propylene Rubber (EPR) insulation available upon request  
 Reflective tape added to exterior upon request  
 TC-ER Available

### 3 Conductor

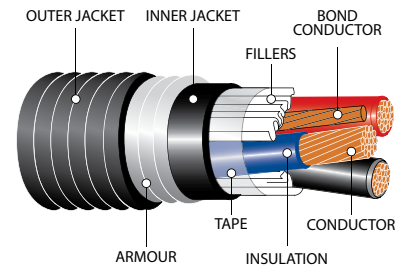
Part Number	No. of Cond.	AWG Size				Insulation Thickness		Approximate Diameter		Net Weight	
		Cond.	Stranding	Ground Cond.	Ground Check	in.	mm	in.	mm.	LB/ MFT	KG/KM
03054-07-060	3	1/0	266	2 x 4	8	10.240	260.100	3.050	77.470	5840	8690
03054-07-070	3	1/0	266	2 x 4	8	10.240	260.100	3.050	77.470	5840	8690
03054-08-060	3	2/0	342	2 x 3	8	10.240	260.100	3.200	81.280	6550	9746
03054-09-030	3	3/0	418	2 x 2	8	10.240	260.100	3.330	84.580	6670	9925
03054-09-060	3	3/0	418	2 x 2	8	10.240	260.100	3.330	84.580	6670	9925
03054-10-070	3	4/0	532	2 x 1	8	10.240	260.100	3.500	88.900	8350	12425

Note: All dimensions are nominal and are subject to normal manufacturing tolerance.  
 Specifications are subject to change without prior notice.

\* Refer to CEC for Ampacity.

## Vertical Riser Teck 1kV

XLPE/PVC/GSIA/PVC



### SPECIFICATIONS

- CSA FT1 & FT4
- CSA C22 No. 131 & 174
- ICEA
- OSHA

\*Refer to CE Code for details



### CONSTRUCTION

**Conductor:** Bare copper Class B strand

**Insulation:** Cross-linked Polyethylene (XLPE) Type RW90

**Ground Conductor:** Uninsulated stranded bare copper

**Inner Jacket:** Lead-free, flame-retardant, moisture and sunlight resistant Polyvinyl Chloride (PVC) with raised ribs

**Armour:** Galvanized Steel Interlocked Armour (GSIA)

**Outer Jacket:** Lead-free, flame-retardant, moisture and sunlight resistant Polyvinyl Chloride (PVC)

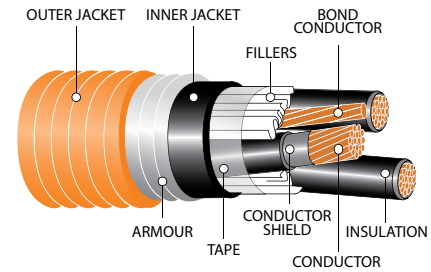
**Options:** Aluminum conductors or additional strength members upon request  
Other sizes, colours and custom designs available upon request

Part Number	No. of Cond.	AWG Size		Insulation Thickness		Approximate Diameter		Copper Content		Net Weight	
		Cond.	Ground Cond.	in.	mm	in.	mm.	LB/ MFT	KG/KM	LB/ MFT	KG/KM
24019-07-011	3	2/0	6	0.080	2.030	1.870	47.500	1342	1997	2880	4280
24019-15-011	3	4/0	4	0.080	2.030	2.080	52.900	2133	3174	4080	6080
24020-03-011	3	250	4	0.090	2.290	2.270	57.700	2498	3718	4790	7130
24020-11-011	3	350	3	0.090	2.290	2.500	63.500	2475	5171	6100	9080
24020-23-011	3	500	2	0.090	2.290	2.760	70.100	4891	7279	7900	11760

Note: All dimensions are nominal and are subject to normal manufacturing tolerance.  
Specifications are subject to change without prior notice.

\* Refer to CEC for Ampacity.

## Vertical Riser Teck 5kV Non-Shielded TRXLPE/PVC/GSIA/PVC



### SPECIFICATIONS

- CSA FT1 & FT4
- CSA C22 No. 131 & 174
- ICEA
- OSHA

\*Refer to CE Code for details



### CONSTRUCTION

**Conductor:** Bare copper strand

**Strand Shield:** Thermoset semi-conducting strand shield extruded over the conductor

**Insulation:** Tree-Retardant Cross-linked Polyethylene (TRXLPE) Type RW90

**Ground Conductor:** Uninsulated stranded bare copper

**Inner Jacket:** Lead-free, flame-retardant, moisture and sunlight resistant Polyvinyl Chloride (PVC) with raised ribs

**Armour:** Galvanized Steel Interlocked Armour (GSIA)

**Outer Jacket:** Lead-free, flame-retardant, moisture and sunlight resistant Polyvinyl Chloride (PVC)

**Options:** Aluminum conductors or additional strength members upon request  
Other sizes, colours and custom designs available upon request

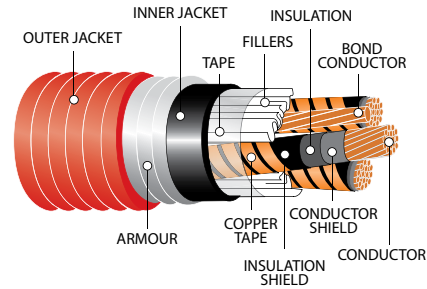
Part Number	No. of Cond.	AWG Size		Insulation Thickness		Approximate Diameter		Copper Content		Net Weight	
		Cond.	Ground Cond.	in.	mm	in.	mm.	LB/ MFT	KG/KM	LB/ MFT	KG/KM
24903-07-060	3	2/0	6	0.600	15.200	1.960	49.800	1343	1999	3060	4550
24903-12-060	3	4/0	4	0.700	17.800	2.180	55.400	2315	3445	4290	6380
24903-14-060	3	250	4	0.750	19.100	2.350	59.700	2469	3674	4990	7430
24903-15-060	3	350	3	0.850	21.800	2.590	65.800	3476	5173	6340	9430
24903-17-060	3	500	2	0.980	24.900	2.850	72.400	4837	7198	8130	12100

Note: All dimensions are nominal and are subject to normal manufacturing tolerance.  
Specifications are subject to change without prior notice.

\* Refer to CEC for Ampacity.

## Vertical Riser Teck 15kV Shielded

TRXLPE/PVC/GSIA/PVC



### SPECIFICATIONS

- CSA FT1 & FT4
- CSA C22 No. 131 & 174
- ICEA
- OSHA

\*Refer to CE Code for details



### CONSTRUCTION

**Conductor:** Bare copper Class B strand

**Strand Shield:** Thermoset semi-conducting strand shield extruded over the conductor

**Insulation:** Tree-Retardant Cross-linked Polyethylene (TRXLPE)

**Insulation Shield:** Semi-conducting thermosetting layer, applied in a triple extrusion process, plus a helically applied gapped copper tape

**Ground Conductor:** Uninsulated stranded bare copper

**Inner Jacket:** Lead-free, flame-retardant, moisture and sunlight resistant Polyvinyl Chloride (PVC) with raised ribs

**Armour:** Galvanized Steel Interlocked Armour (GSIA)

**Outer Jacket:** Lead-free, flame-retardant, moisture and sunlight resistant Polyvinyl Chloride (PVC)

**Options:** Aluminum conductors or additional strength members upon request  
Other sizes, colours and custom designs available upon request

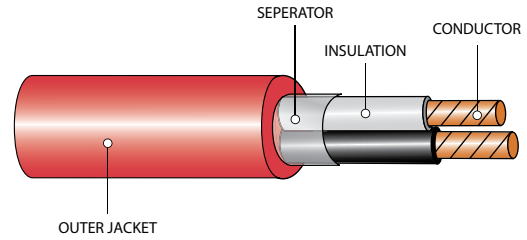
Part Number	No. of Cond.	AWG Size		Insulation Thickness		Approximate Diameter		Copper Content		Net Weight	
		Cond.	Ground Cond.	in.	mm	in.	mm.	LB/ MFT	KG/KM	LB/ MFT	KG/KM
24904-04-030	3	2/0	6	0.870	22.100	2.900	73.700	1513	2251	5181	7709
24904-06-030	3	4/0	4	0.970	24.600	3.120	79.200	2321	3454	6392	9511
24904-07-030	3	250	4	1.010	25.700	3.270	83.100	2697	4013	7096	10559
24904-08-030	3	350	3	1.120	28.400	3.540	89.900	3692	5494	8674	12907
24904-10-030	3	500	3	1.230	31.200	3.800	96.500	5218	7764	10646	15841

Note: All dimensions are nominal and are subject to normal manufacturing tolerance.  
Specifications are subject to change without prior notice.

\* Refer to CEC for Ampacity.

## Blasting Cable SOOW 600V

EPDM/CPE



### SPECIFICATIONS

- CSA FT2
- MSHA

\*Refer to CE Code for details



### CONSTRUCTION

**Conductor:** Stranded bare copper

**Insulation:** Ethylene Propylene Diene Monomer (EPDM)

**Outer Jacket:** Chlorinated Polyethylene (CPE), red

**Options:** Other sizes, colours and custom designs available upon request

Part Number	No. of Cond.	AWG Size		Insulation Thickness		Approximate Diameter		Copper Content		Net Weight	
		Cond.	Stranding	in.	mm	in.	mm.	LB/ MFT	KG/KM	LB/ MFT	KG/KM
01008-10-030	2	12	65/30	0.045	1.143	0.570	14.478	41	61	200	298
01010-13-030	2	10	104/30	0.045	1.143	0.625	15.875	62	92	252	375
02008-19-030	2	6	133/27	0.060	1.524	0.930	23.622	173	257	540	804

Note: All dimensions are nominal and are subject to normal manufacturing tolerance.  
Specifications are subject to change without prior notice.

\* Refer to CEC for Ampacity.



# INDUSTRIES WE SERVE



**AGRICULTURE**



**COMMERCIAL**



**COMMUNICATION**



**FORESTRY, PULP & PAPER**



**FOOD & BEVERAGE**



**HOSPITAL**




**INSTITUTION**



**LNG**



**MINING**



**OEM**



**OIL & GAS**



**RENEWABLE ENERGY**



**RESIDENTIAL**



**UTILITIES**



**TRANSPORTATION**



**WATER TREATMENT PLANT**

## CABLE MANAGEMENT PROGRAM

### CUSTOM TAGGING

We offer custom reel tags with project specific item identifiers and details, easing material management. Options include weather-proof, colour-coded stainless steel, printed RFID, or project specific templates.

### SPECIALIZED PACKAGING

We can custom pack orders according to almost any specifications. Whether it's specified reel sizes, bug-free reels, or shrink wrapped pallets, we make sure it's packed right.

### LOCAL AND INTERNATIONAL LOGISTICAL EXPERIENCE

Our team ensures your shipping standards, including custom packaging, are monitored, and met while keeping your project schedule in mind.

### LAGGING

For long-distance transit, including export, bad weather, and rough terrain, we use wood covers or other suitable durable packaging to protect the reels.

***When others can't, TEXCAN***  
WIRE & CABLE SPECIALISTS SINCE 1978

## Building Wire

- AC90 Armoured Cable
- Fire Alarm Cable
- ACWU Armoured Cable
- NMD90/NMWU90 Cable
- Solid/Stranded Bare Copper
- SIMpull Solutions®
- RW90/RWU 90 CU / AL
- T90 CU/TW75/TWH/TWU
- LVT
- Grounding Cable
- Pump Cable
- Copperweld Cable

## Control Cables

- Multi-conductor
  - Armoured/Unarmoured
- Portable Control Cable
- Shielded Control Cable
- Custom Bundling/Armouring

## Communication

- Computer Cable
- Inside/Outside Plant Wire
- Telephone Cable
- Plenum Cable
- Direct Burial

## Data Cables

- Category 5E, 6, 6A, 7 Rated Cable
- Co-Axial/Twin-Axial Cable
- Ethernet Cable
- Network Cable
- Patch Cords (Copper/Fiber Optic)
- Armoured Data Cable

## Electronic Cables

- Armoured Cable
- Audio/Visual Cable
- Broadcast Cable
- Coaxial/Twin-Axial Cable
- Low Capacitance Wire
- Plenum Wire
- Precision Video Wire
- Industrial Automation Cable
- Belden® Classics & NewGen

## Fiber Optic Cables

- SM/MM
- Loose Tube, Tight Buffer
- Indoor/Outdoor/Riser/ADSS
- Armoured/Non-Armoured
- Hybrid Fiber
- Specialty XPRLTM/RLTM

## Instrumentation

- Armoured/Unarmoured
  - Aluminum/Interlocked Steel
- Multi-conductor/Pairs/Triads
- Shielded/Unshielded
- Thermocouple Wire

## Marine Cables

- Boat Cable
- Shipboard Cable
- Offshore Rig/Marine Cable

## Mining Cables

- Blasting Wire
- Mine Power Feeder Cable
- Portable Power Cable
  - Type W, G, GGC, SHDGC (2KV to 35 KV)
- Trailing Cable
- Cable Assemblies
- Vertical Riser Cable
- Reeling Cable
- DLO (Diesel Locomotive Cable)

## Portable Cords

- High Temperature Cable
- Ultraflex™ Low Temperature Cord
- Ultraflex™ Extension Cord
- Retractable Cord
- Type: SJ00W, SO0W, SJTOW, STOW
- Welding Cable
- Stage Lighting
- Landscape Lighting
- Multi-conductor
- Jumper Cable

## Power Cables

- ACSR/AAC Linewire
- High Voltage Power Cable (69-300kv)
- TECK 90 HL Cable (600V-35KV)
- Overhead Service (NS75 / NS90)
  - Duplex, Triplex, Quadruplex
- Underground Service
  - USEI, USEB
- Variable Frequency Drive (VFD) Cable

- Tray Cable (5KV-35KV)
  - Power Cable (NFPA. 130)
- Underground Distribution
- Utility Hydro Cable
- Airguard™ Cable

## Specialty Products & Cords

- 2-Hour Fire Rated VITALink® Cable
- 2-Hour Fire Rated Duralife® Cable
- Coil Lead Wire
- European Cables (CE & VDE approved)
- Extra Flexible Portable Cable
- Heat Trace Cables & Accessories
- Low Smoke Zero Halogen Cable
- Parallel Conductor Cord
- RPVU90 Solar Cable
- SIS Switchboard Wire
- Small Diameter Flexible Control (SDN)

- Automotive Cable
- Battery Cables
- Guy Wire & Strand
- Mil Spec Hookup Wire
- Pendant Cables/Festoon
- Teflon® Insulated Wire
- TEW Equipment Wire
- Tracer Wire
- Trailer Cable
- TR64

## Transportation

- Catenary Cable
- Messenger Cable
- Signal Cable
- Track Wire
- Traction Power Cable
- Traffic Signal Cable CLMTO/IMSA

## Additional Services & Accessories

### Tools & Equipment

- Material Handling & Storage
- Cable Pulling & Fishing

### Power Management

- Extension Cords
- Temporary Power Distribution

### Lighting

- Area Lights
- String Lights
- Temporary Overhead Lighting

### Connectors

- Armoured Cable Connectors
- Explosion-proof Connectors
- Strain Reliefs Metal & Nylon
- Tray Cable Connectors

### Accessories

- Hardware, Lugs, Cable Ties
- 3M Accessories
  - Cold Shrink Splices and Terminations
  - Heat Shrink Splices and Terminations
  - Full Line of Accessories Available
- High Voltage Termination Kit
- Split Loom

### Value Added Services

- Custom-Built Cables
- Cable Management Program
- Specialized Technical Assistance
- 24/7 Emergency Shipping Service
- International Export Services
- Custom Cables/Printing/Cutting
- Paralleling/Lagging/Tagging
- Bundling/Armouring
- Bar Coding and Inventory Tracking
- State-of-the-Art Distribution Centre

Visit our website at [Texcan.com](http://Texcan.com) and social media [@TexcanCanada](https://www.facebook.com/TexcanCanada)

### VANCOUVER

1-800-665-1025  
10449 120th St. Surrey, BC

### MAJOR PROJECTS GROUP

1-888-818-9473  
10449 120th St. Surrey, BC

### EDMONTON

1-800-252-7545  
11330 189 St. NW. Edmonton, AB

### CALGARY

1-855-717-3900  
190-11600 Stonehill Dr. NE Calgary, AB

### SASKATOON

1-855-385-3800  
3403 Faithfull Ave. Saskatoon, SK

### WINNIPEG

1-800-665-2491  
25 Meridian Dr. Winnipeg, MB