


TEXCAN

A Sonepar Company



COMPONENT WIRE CATALOGUE

WHY CHOOSE TEXCAN?

Our expertise lies in providing solutions tailored to each customer's individual needs. Texcan has been a leader in the wire and cable industry since 1978, consistently going above and beyond to serve our customers. As one of the largest wire and cable suppliers in Canada, Texcan specializes in serving the electrical market and offers an extensive range of products and specialized services.

LOCAL INVENTORY WHAT YOU WANT, WHEN YOU NEED IT!

Texcan takes pride in our extensive inventory, offering a diverse selection of wire and cable options to meet customers' specific requirements. We prioritize convenience, ensuring that our customers have easy access to the products they need, when they need them.

LOCAL EXPERTISE WITH A GLOBAL PRESENCE

Texcan is a proud member of the Sonepar Group. Founded in 1969, the Sonepar Group of companies is an independent family-owned company and global market leader in B to B distribution of electrical products, solutions, and related services.

PRODUCT SOURCING

Texcan's preferred partners are selected based on their reputation for excellence, reliability, and expertise in their respective fields. These partnerships are built on mutual trust, shared values, and a commitment to delivering exceptional customer experiences. By collaborating with industry-leading manufacturers and suppliers, Texcan ensures that it consistently offers outstanding products and solutions to its diverse customer base.



LIVE 24/7, 365 DAY EMERGENCY SUPPORT

Texcan recognizes the crucial importance of continuous, year-round operations. We understand that during emergencies, disruptions can pose significant risks and expenses. That's why we are fully committed to delivering prompt assistance whenever it is required. Our dedicated team is available 24/7 to provide live help, ensuring that your operations can swiftly resume without any unnecessary delays. To access our live assistance, simply call our toll-free number, 1.800.665.1025.

We are ready to provide the support you need, anytime, anywhere.



ENGINEERING SUPPORT

By choosing Texcan, you gain access to our dedicated in-house engineering and product management team, along with manufacturer support for your project. The sooner you engage us, the greater the value we can provide.

When you collaborate with us, we can assist in reviewing your bill of materials, ensuring accuracy and efficiency. Our team specializes in streamlining cabling specifications, optimizing designs, and technical compliance throughout the project life cycle. Our expertise allows us to streamline processes and enhance overall project efficiency.

TABLE OF CONTENTS

	Page No.
Component Wire	4
Standard Design Features	5
LVT 30V	6
Speaker Wire	7
SIS 600V	8
TEW 600V	9
TR-64 300V	10
TFN 600V	11
SEW & SEWF 600V	12
ZSW 300V	13
Technical Information - Metric Conversions	14

To Place an Order - For many of the products in the catalogue, you will find everything that you need to place an order. Should you need any assistance or require special orders, please contact your sales representative. A complete list of our sales offices can be found on the back cover of this catalogue.

Introduction

Component wires are available in a multitude of colors, temperatures, AWG sizes and conductor counts. They are CSA approved and incorporate bare or tinned copper conductors, in both solid or stranded construction. They have PVC jackets, silicone rubber insulation, and a fiberglass braid to meet high temperature requests.

Texcan offers a wide variety of Component Wires. Please contact your Texcan representative for more information on specific constructions or product offerings.

Applications

Component wires are used in an array of different applications ranging from 30 volt to 600 volt or from -20°C C to 200°C.

LVT or low voltage thermoplastic cables are FT4 rated and are used for thermostat controls, door bells, security systems that do not exceed 30 volts.

TEW or thermoplastic equipment wires are used in machine tool wiring (MTW) or any appliance wire material installation.

Typically used in commercial, industrial and original equipment manufacturer (O.E.M.) applications, Component Wire has a wide variety of uses.



Specifications

- CSA FT1, FT2, FT4 & FT5
 - CSA 22.2 No.16
 - CSA 22.2 No.35
 - CSA 22.2 No.127
 - CSA AWM 1
 - Vertical Wire Flame Tests
 - RoHS
 - ASTM - B-174
 - UL 1015, 3195, 3196, 3320
- *Refer to CE Code for details

CAUTION NOTICE

In case of fire, well maintained early warning smoke detectors will give an alarm long before non-metallic coverings become combustible. However, the Electrical and Electronic Manufacturers Association of Canada has suggested that all purchasers of PVC insulated / jacketed products be advised of the following:

- Non-metallic coverings of electrical cables can burn and may transmit fire when ignited.
- Burning non-metallic coverings may emit acid gases which are toxic and may generate dense smoke.
- Emission of acid gases may corrode metal in the vicinity e.g. sensitive instruments and reinforcing rods in cement.

The installer and/or user assumes all liability for the consequences of the installation and/or use of any of the products in violation of any applicable law, regulation, or code.

Component Wire

Texcan's Component wires have a wide array of constructions. Below is a list of the standard constructions, however please contact your Texcan sales representative for specific information on the Component Wire that you require.

LVT – CSA FT4 approved. Solid bare copper conductor with Polyvinyl Chloride (PVC) insulation. Various coloured outer jackets and an FT6 approved option available upon request.

Speaker Wire – CSA FT1 approved. One conductor bare copper and one conductor tinned copper with a parallel construction and Polyvinyl Chloride (PVC) insulation.

SIS – CSA FT1 and FT5 approved. Stranded copper conductor with Cross-linked Polyethylene (XLPE) insulation. Various coloured outer jackets, as well as tinned and bare copper conductors, available upon request.

TEW – CSA FT1 approved. Stranded bare copper conductor with Polyvinyl Chloride (PVC) insulation. Various coloured outer jackets and striping, as well as tinned copper conductors, available upon request.

TR-64 – CSA FT5 approved. Stranded tinned copper conductor with Polyvinyl Chloride (PVC) insulation. Various coloured outer jackets available upon request.

TFN – CSA FT5 approved. Bare copper conductor with Polyvinyl Chloride (PVC) insulation. Various coloured outer jackets available upon request.



SEW – CSA approved. Flexible stranded tinned, annealed copper 200°C conductor and a silicone rubber insulation with a fiberglass braid jacket applied over top, treated with a high temperature lacquer finish. Various coloured outer jackets available upon request.

SEWF – CSA approved. Flexible stranded tinned, annealed copper 150°C conductor and a silicone rubber insulation with a fiberglass braid jacket applied over top, treated with a high temperature lacquer finish. Various coloured outer jackets available upon request.

ZSW – CSA FT4 approved. Solid bare copper conductor with Polyvinyl Chloride (PVC) insulation. Various coloured outer jackets and an FT6 approved option available upon request.

LVT Wire 30V

PVC

SPECIFICATIONS

- CSA FT4
- RoHS

*Refer to CE Code for details



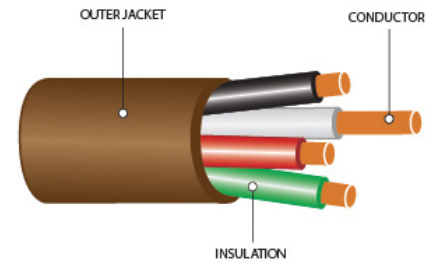
CONSTRUCTION

Conductor: Solid bare copper

Insulation: Polyvinyl Chloride (PVC)

Conductor Temperature: -20°C to +60°C

Options: Other coloured outer jackets and FT6 rating available upon request



Part Number	No. of Cond.	AWG Size		Insulation Thickness		Approximate Diameter		Net Weight	
		Cond.	Stranding	in.	mm	in.	mm.	LB/ MFT	KG/KM
26303-02-024	2	18	Solid	0.015	0.381	0.203	5.156	22	33
26303-03-024	3	18	Solid	0.015	0.381	0.214	5.436	31	46
26303-04-084	4	18	Solid	0.015	0.381	0.232	5.893	38	57
26303-05-024	5	18	Solid	0.015	0.381	0.243	6.172	47	70
26303-06-084	6	18	Solid	0.015	0.381	0.261	6.629	55	82
26303-08-084	8	18	Solid	0.015	0.381	0.292	7.417	69	103
26303-10-084	10	18	Solid	0.015	0.381	0.320	8.128	85	126
26303-12-084	12	18	Solid	0.015	0.381	0.344	8.738	100	149
26304-02-080	2	16	Solid	0.015	0.381	0.224	5.690	30	45
26304-04-080	4	16	Solid	0.015	0.381	0.258	6.553	55	82

Note: All dimensions are nominal and are subject to normal manufacturing tolerance.
Specifications are subject to change without prior notice.

* Refer to CEC for Ampacity.

Speaker Wire
PVC

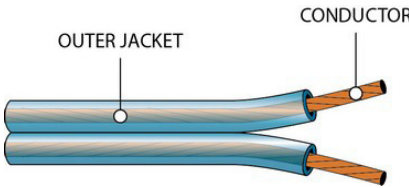
SPECIFICATIONS

- CSA FT1
 - RoHS
- *Refer to CE Code for details



CONSTRUCTION

Conductor: One conductor bare copper and one conductor tinned copper- parallel construction
Insulation: Polyvinyl Chloride (PVC)
Options: Other coloured outer jackets and FT4 rating available upon request



Part Number	No. of Cond.	AWG Size		Insulation Thickness		Approximate Diameter	Net Weight	
		Cond.	Stranding	in.	mm		LB/ MFT	KG/KM
01052-04-040	2	18	16 x 30	0.025	0.635	0.109 x 0.214	21	31
01052-05-040	2	16	26 x 30	0.025	0.635	0.124 x 0.242	25	37
01052-06-040	2	14	41 x 30	0.025	0.635	0.129 x 0.248	19	28
01052-07-041	2	12	65 x 30	0.030	0.635	0.166 x 0.356	31	46

Note: All dimensions are nominal and are subject to normal manufacturing tolerance.
Specifications are subject to change without prior notice.

* Refer to CEC for Ampacity.

SIS 600V

XLPE

SPECIFICATIONS

- CSA FT1 & FT5
- CSA 22.2 No.38

RoHS

UL44

ASTMB33

*Refer to CE Code for details



CONSTRUCTION

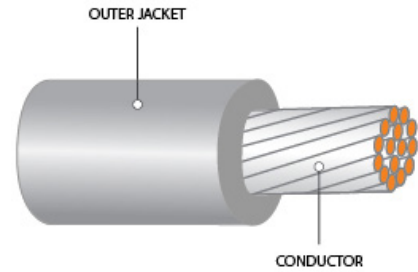
Conductor: Stranded copper

Insulation: Cross-linked Polyethylene (XLPE)

Conductor Temperature: 90°C

Options: Tinned and bare conductors available upon request

Other coloured outer jackets available upon request



Part Number	No. of Cond.	AWG Size		Insulation Thickness		Approximate Diameter		Net Weight	
		Cond.	Stranding	in.	mm	in.	mm.	LB/ MFT	KG/KM
17004-02-090	1	16	26	0.031	0.787	0.125	3.175	12	18
17004-03-050	1	14	41	0.030	0.760	0.136	3.450	19	29
17004-04-010	1	12	65	0.030	0.760	0.158	4.010	28	42
17004-05-010	1	10	104	0.030	0.760	0.183	4.650	42	63

Note: All dimensions are nominal and are subject to normal manufacturing tolerance.
Specifications are subject to change without prior notice.

* Refer to CEC for Ampacity.

TEW 600V

PVC

SPECIFICATIONS

- CSA FT1
- UL 1015
- Vertical Wire Flame Test

*Refer to CE Code for details



CONSTRUCTION

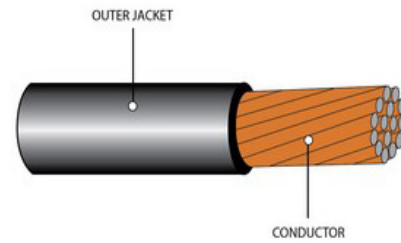
Conductor: Stranded bare copper

Insulation: Polyvinyl Chloride (PVC)

Conductor Temperature: -20°C to +105°C

Options: Other coloured outer jackets and striping available upon request

Tinned copper conductor available upon request



Part Number	No. of Cond.	AWG Size		Insulation Thickness		Approximate Diameter		Net Weight	
		Cond.	Stranding	in.	mm	in.	mm.	LB/ MFT	KG/KM
10002-02-010	1	22	7 x 30	0.030	0.762	0.092	2.337	6	9
10005-03-010	1	20	10 x30	0.030	0.762	0.100	2.540	7	10
10005-04-010	1	18	16 x 30	0.030	0.762	0.109	2.769	10	15
10005-05-010	1	16	26 x 30	0.030	0.762	0.121	3.073	14	21
10005-06-010	1	14	41 x 30	0.030	0.762	0.136	3.454	19	28
10005-07-010	1	12	65 x 30	0.030	0.762	0.156	3.962	27	40
10005-08-010	1	10	104 x 30	0.030	0.762	0.181	4.597	43	64
10005-10-010	1	8	168 x 30	0.030	0.762	0.243	6.172	68	101

Note: All dimensions are nominal and are subject to normal manufacturing tolerance.
Specifications are subject to change without prior notice.

* Refer to CEC for Ampacity.

TR-64 300V

PVC

SPECIFICATIONS

- CSA FT1
- CSA 22.2 No.16
- RoHS

*Refer to CE Code for details



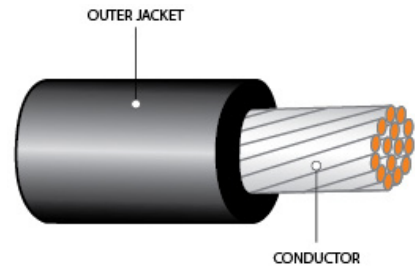
CONSTRUCTION

Conductor: Stranded tinned copper

Insulation: Polyvinyl Chloride (PVC)

Conductor Temperature: 90°C

Options: Other coloured outer jackets available upon request

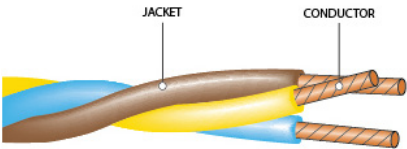


Part Number	No. of Cond.	AWG Size		Insulation Thickness		Approximate Diameter		Net Weight	
		Cond.	Stranding	in.	mm	in.	mm.	LB/ MFT	KG/KM
10040-05-010	1	22	7	0.015	0.380	0.063	1.600	3	5
10040-10-010	1	20	10	0.015	0.380	0.067	1.700	5	7
10040-14-010	1	18	16	0.015	0.380	0.079	2.010	7	10
10040-15-010	1	16	26	0.015	0.380	0.090	2.290	10	15
10040-16-010	1	14	41	0.015	0.380	0.107	2.720	15	23

Note: All dimensions are nominal and are subject to normal manufacturing tolerance.
Specifications are subject to change without prior notice.

* Refer to CEC for Ampacity.

TFN 600V
PVC



SPECIFICATIONS

- CSA FT
 - RoHS
- *Refer to CE Code for details



CONSTRUCTION

- Conductor:** Bare copper
- Insulation:** Polyvinyl Chloride (PVC)
- Conductor Temperature:** 105°C
- Options:** Other coloured outer jackets available upon request

Part Number	No. of Cond.	AWG Size		Insulation Thickness		Approximate Diameter		Net Weight	
		Cond.	Stranding	in.	mm	in.	mm.	LB/ MFT	KG/KM
10045-18-013	2	18	Solid	0.015	0.381	0.135	3.429	15	22
10045-19-347	3	18	Solid	0.015	0.381	0.180	4.572	23	34

Note: All dimensions are nominal and are subject to normal manufacturing tolerance.
Specifications are subject to change without prior notice.

* Refer to CEC for Ampacity.

SEW 600V

Silicone Rubber

SPECIFICATIONS

- CSA approved
- CSA AWM 1
- RoHS

*Refer to CE Code for details



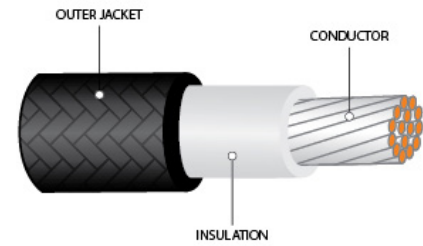
CONSTRUCTION

Conductor: Flexible stranded tinned, annealed copper

Insulation: Silicone rubber with a fiberglass braid jacket applied over top, treated with a high temperature lacquer finish.

Conductor Temperature: 200°C

Options: Other coloured outer jackets available upon request



Part Number	No. of Cond.	AWG Size		Insulation Thickness		Approximate Diameter		Net Weight	
		Cond.	Stranding	in.	mm	in.	mm.	LB/ MFT	KG/KM
17042-11-010	1	14	1 x 14	0.030	0.762	0.150	3.810	22	33
17042-12-010	1	12	1 x 12	0.030	0.762	0.170	4.318	32	48
17042-13-010	1	10	1 x 10	0.045	1.143	0.230	5.842	54	80
17042-14-010	1	8	54 x 25	0.060	1.524	0.305	7.747	93	138
17042-14-011	1	8	19 x 21	0.060	1.524	0.305	7.747	93	138

SEWF 600V

Silicone Rubber

SPECIFICATIONS

- CSA approved
- CSA AWM 1

*Refer to CE Code for details



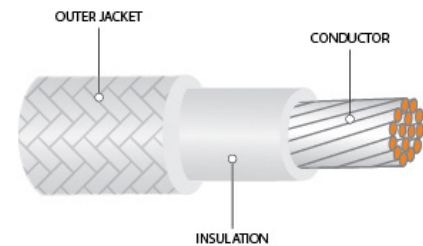
CONSTRUCTION

Conductor: Flexible stranded tinned, annealed copper

Insulation: Silicone rubber with a fiberglass braid jacket applied over top, treated with a high temperature lacquer finish.

Conductor Temperature: 150°C

Options: Other twisted colours available upon request



Part Number	No. of Cond.	AWG Size		Insulation Thickness		Approximate Diameter		Net Weight	
		Cond.	Stranding	in.	mm	in.	mm.	LB/ MFT	KG/KM
17045-05-010	1	14	41/.0100	0.030	0.762	0.150	3.810	22	33
17045-08-020	1	8	133/.0111	0.060	1.524	0.305	7.747	93	138

Note: All dimensions are nominal and are subject to normal manufacturing tolerance.
Specifications are subject to change without prior notice.

* Refer to CEC for Ampacity.

ZSW 300V
PVC

SPECIFICATIONS

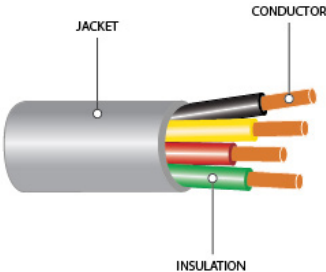
- CSA FT4
- CSA 22.2 No.35
- Vertical Wire Flame Test

*Refer to CE Code for details



CONSTRUCTION

- Conductor:** Solid bare copper
- Insulation:** Polyvinyl Chloride (PVC)
- Conductor Temperature:** -20°C to +60° C
- Options:** Other coloured outer jackets and FT6 rating available upon request



Part Number	No. of Cond.	AWG Size		Insulation Thickness		Approximate Diameter		Net Weight	
		Cond.	Stranding	in.	mm	in.	mm.	LB/ MFT	KG/KM
13008-02-093	3	22	Solid	0.008	0.203	0.120	3.048	11	16
13008-03-023	4	22	Solid	0.008	0.203	0.131	3.327	14	21
13008-05-024	6	22	Solid	0.008	0.203	0.162	4.115	24	36
13008-07-024	8	22	Solid	0.008	0.203	0.179	4.547	30	45

Note: All dimensions are nominal and are subject to normal manufacturing tolerance.
Specifications are subject to change without prior notice.

* Refer to CEC for Ampacity.

AWG to Metric Conversion Chart

AWG	mm ²	AWG	mm ²	AWG	mm ²	AWG	mm ²
28	0.08	14	2.08	2	33.63	300	152.01
26	0.13	12	3.31	1	42.41	350	177.35
24	0.20	10	5.26	1/0	53.51	400	202.68
22	0.32	8	8.37	2/0	67.44	500	253.35
20	0.52	6	13.30	3/0	85.03	600	304.02
18	0.82	4	21.15	4/0	107.22	750	380.03
16	1.31	3	26.66	250	126.68	1000	506.71

Length Conversions

From	To	Multiply By	From	To	Multiply By
Kilometers	Miles	0.06214	Miles	Kilometers	1.6093
Meters	Feet	3.2808	Yards	Meters	0.9144
Meters	Inches	39.3701	Feet	Meters	0.3048
Meters	Yards	1.0936	Feet	Centimeters	30.48
Centimeters	Inches	0.3937	Inches	Meters	0.0254
Centimeters	Feet	0.03281	Inches	Centimeters	2.54
Millimeters	Inches	0.03937	Inches	Millimeters	25.4
Millimeters	Mils	39.3701	Inches	Mils	1000.0
Mils	Inches	0.001	Mils	Millimeters	0.0254

Mass Conversions

From	To	Multiply By	From	To	Multiply By
Kilograms	Pounds	2.205	Pounds	Kilograms	0.4535
Kilograms	Short Tons	0.0011	Short Tons	Kilograms	907.1848
Grams	Grains	15.4323	Grains	Grams	0.0647
Grams	Ounces	0.0352	Ounces	Grams	28.3495

Length & Mass Conversions

From	To	Multiply By
KG/KM	LBS/MFT	0.6719
LBS/MFT	KG/KM	1.488

Temperature Conversions

From	To	Multiply By
Celsius	Fahrenheit	(°C x 9/5) + 32
Fahrenheit	Celsius	(°F - 32) x 5/9

INDUSTRIES WE SERVE



AGRICULTURE



COMMERCIAL



COMMUNICATION



FORESTRY, PULP & PAPER



FOOD & BEVERAGE



HOSPITAL




INSTITUTION



LNG



MINING



OEM



OIL & GAS



RENEWABLE ENERGY



RESIDENTIAL



UTILITIES



TRANSPORTATION



WATER TREATMENT PLANT

CABLE MANAGEMENT PROGRAM

CUSTOM TAGGING

We offer custom reel tags with project specific item identifiers and details, easing material management. Options include weather-proof, colour-coded stainless steel, printed RFID, or project specific templates.

SPECIALIZED PACKAGING

We can custom pack orders according to almost any specifications. Whether it's specified reel sizes, bug-free reels, or shrink wrapped pallets, we make sure it's packed right.

LOCAL AND INTERNATIONAL LOGISTICAL EXPERIENCE

Our team ensures your shipping standards, including custom packaging, are monitored, and met while keeping your project schedule in mind.

LAGGING

For long-distance transit, including export, bad weather, and rough terrain, we use wood covers or other suitable durable packaging to protect the reels.

When others can't, TEXCAN
WIRE & CABLE SPECIALISTS SINCE 1978

Building Wire

- AC90 Armoured Cable
- Fire Alarm Cable
- ACWU Armoured Cable
- NMD90/NMWU90 Cable
- Solid/Stranded Bare Copper
- SIMpull Solutions®
- RW90/RWU 90 CU / AL
- T90 CU/TW75/TWH/TWU
- LVT
- Grounding Cable
- Pump Cable
- Copperweld Cable

Control Cables

- Multi-conductor
 - Armoured/Unarmoured
- Portable Control Cable
- Shielded Control Cable
- Custom Bundling/Armouring

Communication

- Computer Cable
- Inside/Outside Plant Wire
- Telephone Cable
- Plenum Cable
- Direct Burial

Data Cables

- Category 5E, 6, 6A, 7 Rated Cable
- Co-Axial/Twin-Axial Cable
- Ethernet Cable
- Network Cable
- Patch Cords (Copper/Fiber Optic)
- Armoured Data Cable

Electronic Cables

- Armoured Cable
- Audio/Visual Cable
- Broadcast Cable
- Coaxial/Twin-Axial Cable
- Low Capacitance Wire
- Plenum Wire
- Precision Video Wire
- Industrial Automation Cable
- Belden® Classics & NewGen

Fiber Optic Cables

- SM/MM
- Loose Tube, Tight Buffer
- Indoor/Outdoor/Riser/ADSS
- Armoured/Non-Armoured
- Hybrid Fiber
- Specialty XPRLTM/RLTM

Instrumentation

- Armoured/Unarmoured
 - Aluminum/Interlocked Steel
- Multi-conductor/Pairs/Triads
- Shielded/Unshielded
- Thermocouple Wire

Marine Cables

- Boat Cable
- Shipboard Cable
- Offshore Rig/Marine Cable

Mining Cables

- Blasting Wire
- Mine Power Feeder Cable
- Portable Power Cable
 - Type W, G, GGC, SHDGC (2KV to 35 KV)
- Trailing Cable
- Cable Assemblies
- Vertical Riser Cable
- Reeling Cable
- DLO (Diesel Locomotive Cable)

Portable Cords

- High Temperature Cable
- Ultraflex™ Low Temperature Cord
- Ultraflex™ Extension Cord
- Retractable Cord
- Type: SJ00W, SO0W, SJTOW, STOW
- Welding Cable
- Stage Lighting
- Landscape Lighting
- Multi-conductor
- Jumper Cable

Power Cables

- ACSR/AAC Linewire
- High Voltage Power Cable (69-300kv)
- TECK 90 HL Cable (600V-35KV)
- Overhead Service (NS75 / NS90)
 - Duplex, Triplex, Quadruplex
- Underground Service
 - USEI, USEB
- Variable Frequency Drive (VFD) Cable

- Tray Cable (5KV-35KV)
 - Power Cable (NFPA. 130)
- Underground Distribution
- Utility Hydro Cable
- Airguard™ Cable

Specialty Products & Cords

- 2-Hour Fire Rated VITALink® Cable
- 2-Hour Fire Rated Duralife® Cable
- Coil Lead Wire
- European Cables (CE & VDE approved)
- Extra Flexible Portable Cable
- Heat Trace Cables & Accessories
- Low Smoke Zero Halogen Cable
- Parallel Conductor Cord
- RPVU90 Solar Cable
- SIS Switchboard Wire
- Small Diameter Flexible Control (SDN)

- Automotive Cable
- Battery Cables
- Guy Wire & Strand
- Mil Spec Hookup Wire
- Pendant Cables/Festoon
- Teflon® Insulated Wire
- TEW Equipment Wire
- Tracer Wire
- Trailer Cable
- TR64

Transportation

- Catenary Cable
- Messenger Cable
- Signal Cable
- Track Wire
- Traction Power Cable
- Traffic Signal Cable CLMTO/IMSA

Additional Services & Accessories

Tools & Equipment

- Material Handling & Storage
- Cable Pulling & Fishing

Power Management

- Extension Cords
- Temporary Power Distribution

Lighting

- Area Lights
- String Lights
- Temporary Overhead Lighting

Connectors

- Armoured Cable Connectors
- Explosion-proof Connectors
- Strain Reliefs Metal & Nylon
- Tray Cable Connectors

Accessories

- Hardware, Lugs, Cable Ties
- 3M Accessories
 - Cold Shrink Splices and Terminations
 - Heat Shrink Splices and Terminations
 - Full Line of Accessories Available
- High Voltage Termination Kit
- Split Loom

Value Added Services

- Custom-Built Cables
- Cable Management Program
- Specialized Technical Assistance
- 24/7 Emergency Shipping Service
- International Export Services
- Custom Cables/Printing/Cutting
- Paralleling/Lagging/Tagging
- Bundling/Armouring
- Bar Coding and Inventory Tracking
- State-of-the-Art Distribution Centre

Visit our website at Texcan.com and social media [@TexcanCanada](https://www.facebook.com/TexcanCanada)

VANCOUVER

1-800-665-1025
10449 120th St. Surrey, BC

MAJOR PROJECTS GROUP

1-888-818-9473
10449 120th St. Surrey, BC

EDMONTON

1-800-252-7545
11330 189 St. NW. Edmonton, AB

CALGARY

1-855-717-3900
190-11600 Stonehill Dr. NE Calgary, AB

SASKATOON

1-855-385-3800
3403 Faithfull Ave. Saskatoon, SK

WINNIPEG

1-800-665-2491
25 Meridian Dr. Winnipeg, MB