


TEXCAN

A Sonepar Company



DATA & TELEPHONE COMMUNICATION CABLE CATALOGUE

WHY CHOOSE TEXCAN?

Our expertise lies in providing solutions tailored to each customer's individual needs. Texcan has been a leader in the wire and cable industry since 1978, consistently going above and beyond to serve our customers. As one of the largest wire and cable suppliers in Canada, Texcan specializes in serving the electrical market and offers an extensive range of products and specialized services.

LOCAL INVENTORY WHAT YOU WANT, WHEN YOU NEED IT!

Texcan takes pride in our extensive inventory, offering a diverse selection of wire and cable options to meet customers' specific requirements. We prioritize convenience, ensuring that our customers have easy access to the products they need, when they need them.

LOCAL EXPERTISE WITH A GLOBAL PRESENCE

Texcan is a proud member of the Sonepar Group. Founded in 1969, the Sonepar Group of companies is an independent family-owned company and global market leader in B to B distribution of electrical products, solutions, and related services.

PRODUCT SOURCING

Texcan's preferred partners are selected based on their reputation for excellence, reliability, and expertise in their respective fields. These partnerships are built on mutual trust, shared values, and a commitment to delivering exceptional customer experiences. By collaborating with industry-leading manufacturers and suppliers, Texcan ensures that it consistently offers outstanding products and solutions to its diverse customer base.



LIVE 24/7, 365 DAY EMERGENCY SUPPORT

Texcan recognizes the crucial importance of continuous, year-round operations. We understand that during emergencies, disruptions can pose significant risks and expenses. That's why we are fully committed to delivering prompt assistance whenever it is required. Our dedicated team is available 24/7 to provide live help, ensuring that your operations can swiftly resume without any unnecessary delays. To access our live assistance, simply call our toll-free number, 1.800.665.1025.

We are ready to provide the support you need, anytime, anywhere.



ENGINEERING SUPPORT

By choosing Texcan, you gain access to our dedicated in-house engineering and product management team, along with manufacturer support for your project. The sooner you engage us, the greater the value we can provide.

When you collaborate with us, we can assist in reviewing your bill of materials, ensuring accuracy and efficiency. Our team specializes in streamlining cabling specifications, optimizing designs, and technical compliance throughout the project lifecycle. Our expertise allows us to streamline processes and enhance overall project efficiency.

TABLE OF CONTENTS

	Page No.
Data, Networking and Telephone Communication Cables	4
Standard Design Features	5
Data & Networking - Category 3 Cable	6
- Category 5E Cable	7-8
- Armoured Cat5 Cable	9
- Category 6 Cable	10
- Armoured Cat 6 Cable	11
- 25PR Category 5E Cable	12
- Patch Cable	13
Telephone Communication - Category Filled Cable	14
- Filled Cable	15
- Gopher Resistant Cable	16
- Aircore Cable	17
- Figure 8 Cable	18

To Place an Order - For many of the products in the catalogue, you will find everything that you need to place an order. Should you need any assistance or require special orders, please contact your sales representative. A complete list of our sales offices can be found on the back cover of this catalogue.

Introduction


Communications would not be as advanced as it has become without the assistance of Data and Telephone Communication cables. Whether used in telephone networks (both indoor and outdoor) or underground, structured copper cables are used to provide power and information to numerous devices throughout a network system.

As networks evolve so do the cables, which require faster modes of speed, shielding requirements and fire safety approvals. Ethernet cables or category un-shielded twisted pairs (UTP) products are built and verified to TIA (Telecommunications Industry Association) specifications.

Applications

Data and Telephone Communication cables contain multiple constructions which allow them to be installed in indoor, outdoor, overhead and burial applications. They are available from Texcan's stock in armoured, shielded, filled, multi-paired or Figure 8 constructions.

Usage includes but is not limited to entrance facilities, horizontal plenums, backbone cabling, premise wiring and telecommunication rooms and enclosures.



Specifications

- CSA (or CUL) FT4/CMR
 - CSA (or CUL) FT6/CMP
 - ANSI/ICEA S-90-661
 - ANSI/TIA/EIA 568 B.2
 - ANSI/TIA/EIA 568 B.2-1
 - NEC/CEC Type CMR or CMP
 - ANSI/TIA/EIA 862
 - MIL-C-24640A
 - 7 CFR 1755.890 (REA PE-89)
 - 7 CFR 1755.390 (REA PE-39)
 - PE-38 & PE-22
 - RoHS Compliant
- *Refer to CE Code for details

CAUTION NOTICE

In case of fire, well maintained early warning smoke detectors will give an alarm long before non-metallic coverings become combustible. However, the Electrical and Electronic Manufacturers Association of Canada has suggested that all purchasers of PVC insulated / jacketed products be advised of the following:

- Non-metallic coverings of electrical cables can burn and may transmit fire when ignited.
- Burning non-metallic coverings may emit acid gases which are toxic and may generate dense smoke.
- Emission of acid gases may corrode metal in the vicinity e.g. sensitive instruments and reinforcing rods in cement.

The installer and/or user assumes all liability for the consequences of the installation and/or use of any of the products in violation of any applicable law, regulation, or code.

Data & Networking Cables

Texcan's Data and Networking cables are available in various constructions, for multiple uses, as outlined below:

Category 3 Cable – Solid bare annealed copper conductor with flame-retardant Polyvinyl Chloride (PVC) insulation and jacket.


Category 5E Cable – Solid bare annealed copper conductor with either a Polyolefin, Fluoropolymer or high density Polyethylene (HDPE) insulation option. Polyester-backed aluminum foil shield and flame-retardant Polyvinyl Chloride (PVC) jacket.

Category 6 Cable – Solid bare annealed copper conductor with either a Polyolefin, Fluoropolymer or high density Polyethylene (HDPE) insulation option. Polyester-backed aluminum foil shield, tinned copper drain wire and flame-retardant Polyvinyl Chloride (PVC) jacket.

25PR Category 5E Cable – Solid bare annealed copper conductor with a Polyolefin insulation and flame-retardant Polyvinyl Chloride (PVC) jacket.

Armoured Category 5E Cable – Solid bare annealed copper conductor with either a Polyolefin, Polyvinyl Chloride (PVC) or high density Polyethylene (HDPE) insulation. Aluminum/ Mylar foil shield, Polyvinyl Chloride (PVC) inner jacket, Aluminum Interlocked Armour (AIA) and Polyvinyl Chloride (PVC) jacket.

Patch Cable – Stranded tinned copper conductor and a lead free, dark blue, Polyvinyl Chloride (PVC) jacket.



Telephone Communication Cables

Telephone Communication cables are available in various constructions, for multiple uses, as outlined below:

Category Filled Cable – Solid bare annealed copper conductor with a Polyolefin insulation and a UV and abrasion resistant Polyethylene (PE) jacket.

Filled Cable – Solid annealed copper conductor with a dual layer insulation of foamed Polyolefin surrounded by solid Polyolefin skin. A Corrugated-copolymer coated tape shield, ETPR filling compound and linear low density Polyethylene (LLDPE) jacket.

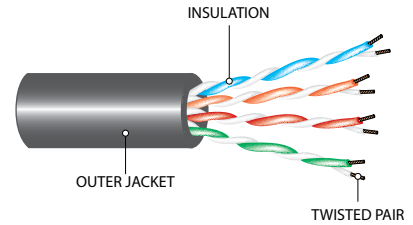
Gopher Resistant Cable – Solid bare annealed copper conductor with a solid high density Polyethylene insulation. Color coded telephone twisted pairs, corrugated-copper bearing tape shield and ETPR filling compound. Linear low density Polyethylene (LLDPE) jacket.

Aircore Cable – Solid annealed copper conductor with a solid high density Polyethylene insulation. Color coded telephone twisted pairs and corrugated-copolymer coated tape shield. Linear low density Polyethylene (LLDPE) jacket.

Figure 8 Cable – Solid annealed copper conductor with a solid high density Polyethylene insulation. Color coded telephone twisted pairs, corrugated-copolymer coated tape shield and 1/4" 7 strand galvanized steel fully flooded support messenger. Linear low density Polyethylene (LLDPE) jacket.

Category 3 Cable

PVC/PVC



SPECIFICATIONS

- Riser Cable - CMR
- Plenum Cable - CMP
- ANSI/ICEA S-90-661
- ANSI/TIA/EIA 568 B.2
- NEC/CEC Type CMR
- RoHS Compliant

-Refer to CE Code for details

CONSTRUCTION

- Conductor:** Solid bare annealed copper
- Insulation:** Flame-retardant semi-rigid Polyvinyl Chloride (PVC)
- Outer Jacket:** Flame-retardant Polyvinyl Chloride (PVC)
- Options:** Other coloured outer jackets available upon request
Armoured versions available upon request

Riser

Part Number	AWG Size		Approximate Diameter		Cable Weight	
	Pairs	Cond.	in.	mm.	LB/ MFT	KG/KM
13053-02-090	2	24	0.140	3.556	9	13
13053-03-090	3	24	0.150	3.810	13	19
13053-04-090	4	24	0.170	4.318	16	24
13053-06-090	6	24	0.210	5.334	23	34
13053-12-090	12	24	0.270	6.858	47	70
13053-25-090	25	24	0.420	10.668	105	156
13053-50-090	50	24	0.560	14.224	185	275
13053-100-090	100	24	0.740	18.796	375	558
13053-200-090	200	24	1.020	25.908	724	1077
13053-300-090	300	24	1.230	31.242	1077	1603

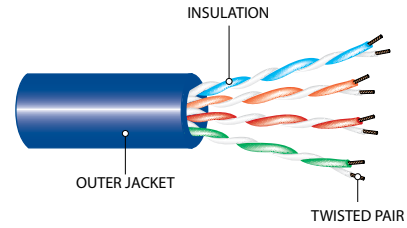
Plenum

Part Number	AWG Size		Approximate Diameter		Cable Weight	
	Pairs	Cond.	in.	mm.	LB/ MFT	KG/KM
13053-02-096	2	24	0.130	3.302	10	15
13053-03-026	3	24	0.150	3.810	13	19
13053-04-096	4	24	0.160	4.064	17	25
13053-06-096	6	24	0.180	4.572	24	36
13053-25-026	25	24	0.420	10.668	102	152
13053-50-096	50	24	0.590	14.986	220	327
13053-100-096	100	24	0.840	21.336	440	655

Note: All dimensions are nominal and are subject to normal manufacturing tolerance.
Specifications are subject to change without prior notice.

Category 5E Cable

PVC



SPECIFICATIONS

- Riser Cable - CMR
- Plenum Cable - CMP
- ANSI/ICEA S-90-661
- ANSI/TIA/EIA 568 B.2
- NEC/CEC Type CMR
- RoHS Compliant

-Refer to CE Code for details

CONSTRUCTION

Conductor: Solid bare annealed copper

Insulation: Polyolefin or Fluoropolymer

Shield: Polyester-backed aluminum foil (if applicable - see table below for applicability)

Outer Jacket: Flame-retardant Polyvinyl Chloride (PVC)

Options: Other coloured outer jackets available upon request

Armoured versions available upon request

Riser

Part Number	AWG Size		Approximate Diameter		Cable Weight		Minimum Bend Radius (in)	Maximum Pulling Force (lbs)	Shield	Colour
	Pairs	Cond.	in.	mm.	LB/MFT	KG/KM				
13055-04-5E4G	4	24	0.200	5.080	21	31	1	25	No	Blue
13075-04-5E40	4	24	0.250	6.350	36	54	1	25	Yes	Blue
13055-04-5E2G	4	24	0.200	5.080	21	31	1	25	No	White
13055-04-5E7G	4	24	0.200	5.080	21	31	1	25	No	Yellow
13055-04-5E5G	4	24	0.200	5.080	21	31	1	25	No	Green
13055-04-5E100G	4	24	0.200	5.080	21	31	1	25	No	Purple
13055-04-5E10G	4	24	0.200	5.080	21	31	1	25	No	Black
13055-04-5E9G	4	24	0.200	5.080	21	31	1	25	No	Grey
13055-04-5E3G	4	24	0.200	5.080	21	31	1	25	No	Red

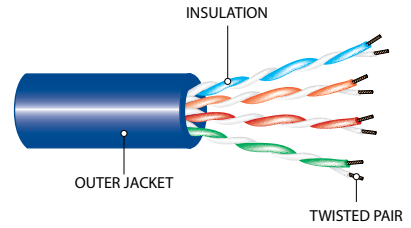
Plenum

Part Number	AWG Size		Approximate Diameter		Cable Weight		Minimum Bend Radius (in)	Maximum Pulling Force (lbs)	Shield	Colour
	Pairs	Cond.	in.	mm.	LB/MFT	KG/KM				
13055-04-5E46G	4	24	0.180	4.572	19	28	1	25	No	Blue
13075-04-5E46G	4	24	0.225	5.715	32	48	1	25	Yes	Blue
13055-04-5E26G	4	24	0.200	5.080	21	31	1	25	No	White

Note: All dimensions are nominal and are subject to normal manufacturing tolerance.
Specifications are subject to change without prior notice.

Category 5E Cable

PVC



SPECIFICATIONS

- CSA FT4
- ANSI/ICEA S-90-661
- ANSI/TIA/EIA 568 B.2
- NEC/CEC Type CMR
- RoHS Compliant

-Refer to CE Code for details



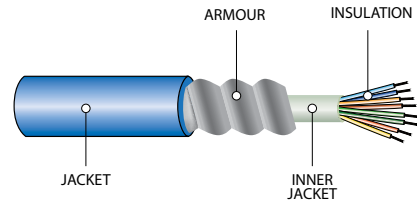
CONSTRUCTION

- Conductor:** Stranded bare annealed copper
- Insulation:** High Density Polyethylene (HDPE)
- Outer Jacket:** Flame-retardant Polyvinyl Chloride (PVC)
- Options:** Other coloured outer jackets available upon request
Armoured versions available upon request

Part Number	AWG Size		Approximate Diameter		Cable Weight		Minimum Bend Radius (in)	Maximum Pulling Force (lbs)	Shield
	Pairs	Cond.	in.	mm.	LB/MFT	KG/KM			
13095-04-5E10	4	24	0.213	5.410	22	33	N/A	N/A	No

Note: All dimensions are nominal and are subject to normal manufacturing tolerance.
Specifications are subject to change without prior notice.

Armoured Category 5E Cable PVC/PVC



SPECIFICATIONS

- CSA FT4
 - ANSI/TIA/EIA 568 B.2
- Refer to CE Code for details



CONSTRUCTION

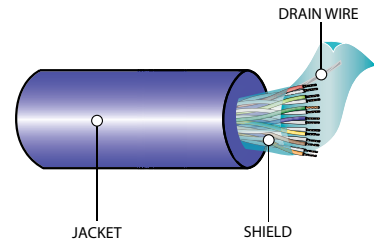
- Conductor:** Solid bare annealed copper
- Insulation:** Polyolefin, high density Polyethylene (HDPE) or Polyvinyl Chloride (PVC)
- Shield:** Aluminum/ Mylar Foil (if applicable - see table below for applicability)
- Inner Jacket:** Polyvinyl Chloride (PVC)
- Armour:** Aluminum Interlocked Armour (AIA)
- Outer Jacket:** Polyvinyl Chloride (PVC)
- Options:** Other coloured outer jacket available upon request

Part Number	AWG Size		Approximate Diameter		Cable Weight		Min. Bend Radius (in.)	Insulation	Shield	Colour
	Pairs	Cond.	in.	mm.	LB/MFT	KG/KM				
50-121700R-040AIA	4	24	0.530	13.462	102	152	6.5	Polyolefin	No	Blue
13055-04-5E4AIA	4	24	0.520	13.208	122	182	5.2	HDPE	No	Blue
13055-04-5E42AIA	8	24	0.701	17.805	154	229	7.2	HDPE	No	Blue
50-121702A	8	24	0.705	17.907	248	369	10.5	Polyolefin	No	Blue
50-YC45732-2X1702A	16	24	0.860	21.844	260	387	17.2	PVC	No	Blue
13075-04-5E40AIAB	4	24	0.580	14.732	145	216	5.8	Polyolefin	Yes	Blue
13075-04-5E42AIAB	8	24	0.833	21.158	316	470	10.0	Polyolefin	Yes	Blue

Note: All dimensions are nominal and are subject to normal manufacturing tolerance.
Specifications are subject to change without prior notice.

Category 6 Cable

HDPE/PVC



SPECIFICATIONS

- CSA FT4/CMR or FT6*/CMP
- ANSI/TIA/EIA 568 B.2-1
- ANSI/TIA/EIA 862
- RoHS Compliant

-Refer to CE Code for details

CONSTRUCTION

Conductor: Solid bare annealed copper

Insulation: Polyolefin, Fluoropolymer, or high density Polyethylene (HDPE)

Shield: Polyester-Individual aluminum foil shield pairs

Drain Wire: Tinned copper (optional)

Outer Jacket: Flame-retardant Polyvinyl Chloride (PVC)

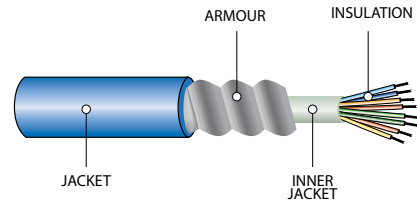
Options: Other coloured outer jackets available upon request
Individual or overall shielded pairs available upon request

Part Number	AWG Size		Approximate Diameter		Cable Weight		Minimum Bend Radius (in.)	Maximum Pulling Force (LB)	Insulation	Shield	Colour
	Pairs	Cond.	in.	mm.	LB/MFT	KG/KM					
13055-04-1040G	4	23	0.205	5.207	28	42	1	32	Polyolefin	No	Blue
13055-04-1020G	4	23	0.205	5.207	28	42	1	32	Polyolefin	No	White
13055-04-1070G	4	23	0.205	5.207	28	42	1	32	Polyolefin	No	Yellow
13055-04-1050G	4	23	0.205	5.207	28	42	1	32	Polyolefin	No	Green
13055-04-1026G*	4	23	0.205	5.207	28	42	1	32	Polyolefin	No	White
13055-04-1106G*	4	23	0.205	5.207	28	42	1	32	Polyolefin	No	Purple
13055-04-1046G*	4	23	0.200	5.080	28	42	1	32	Fluoropolymer	No	Blue
13075-04-1040	4	23	0.276	7.010	33	49	N/A	N/A	HDPE	Yes	Blue

Note: All dimensions are nominal and are subject to normal manufacturing tolerance.
Specifications are subject to change without prior notice.

Armoured Category 6 Cable

HDPE/PVC



SPECIFICATIONS

- Riser Cable - CMR
- FT4**
- ANSI/TIA/EIA 568 B.2-1
- ANSI/TIA/EIA 862
- RoHS Compliant

-Refer to CE Code for details



CONSTRUCTION

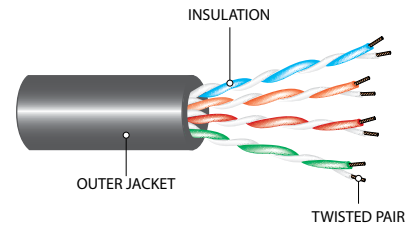
- Conductor:** Solid bare annealed copper
- Insulation:** Polyolefin, Fluoropolymer, or high density Polyethylene (HDPE)
- Shield:** Belfoil Shield Tape (if applicable - see table below for applicability)
- Drain Wire:** Tinned copper
- Inner Jacket:** High Density Polyethylene (HDPE)
- Armour:** Aluminum Interlocked Armour (AIA)
- Outer Jacket:** Flame-retardant Polyvinyl Chloride (PVC)
- Options:** Other coloured outer jackets available upon request
Individual or overall shielded pairs available upon request

Part Number	AWG Size		Approximate Diameter		Cable Weight		Minimum Bend Radius (in.)	Maximum Pulling Force (LB)	Insulation	Shield	Colour
	Pairs	Cond.	in.	mm.	LB/MFT	KG/KM					
13055-04-2010AIA	4	23	0.500	12.700	114	170	7	200	HDPE	No	Black
13055-04-2040AIA	4	23	0.500	12.700	114	170	7	200	HDPE	No	Blue
50-Y65901-040	4	23	0.680	17.272	173	257	6.8		Polyolefin	Yes	Black
50-Y66229-010	4	23	0.500	12.700	173	257	6.8		Polyolefin	Yes	Blue
50-1872A-010AIA**	4	23	0.688	17.475	154	229	8.25	200	Polyolefin	No	Black
50-1872A-040AIA**	4	23	0.688	17.475	154	229	8.25	200	Polyolefin	No	Blue
50-YC48122-040AIA	8	23	0.783	19.888	218	324	8	200	Polyolefin	No	Blue

Note: All dimensions are nominal and are subject to normal manufacturing tolerance.
Specifications are subject to change without prior notice.

Category C5E 25PR

Polyolefin/PVC



SPECIFICATIONS

- CMR Riser
- ANSI/TIA/EIA 568 B.2-1
- ANSI/ICEA S-90-661
- RoHS Compliant

-Refer to CE Code for details

CONSTRUCTION

Conductor: Solid bare annealed copper

Insulation: Polyolefin

Outer Jacket: Flame-retardant Polyvinyl Chloride (PVC)

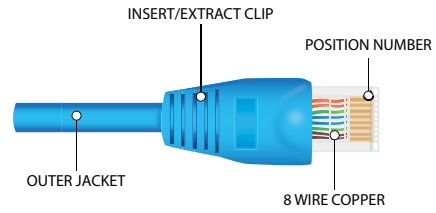
Options: Other coloured outer jacket available upon request as well as CMP Plenum

Part Number	AWG Size		Approximate Diameter		Cable Weight	
	Pairs	Cond.	in.	mm.	LB/MFT	KG/KM
13055-25-5E9G	25	24	0.500	12.700	125	186

*Note: All dimensions are nominal and are subject to normal manufacturing tolerance.
Specifications are subject to change without prior notice.*

Patch Cables

PVC



SPECIFICATIONS

- ANSI/TIA/EIA 568 B.2
- MIL-C-24640A
- Refer to CE Code for details

CONSTRUCTION

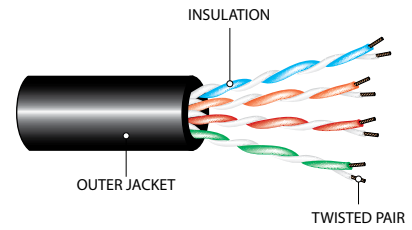
- Conductor:** Stranded tinned copper
- Outer Jacket:** Lead free Polyvinyl Chloride (PVC), dark blue
- Options:** Available in custom lengths

Part Number	AWG Size		Approximate Diameter		Cable Length
	Cond.	Stranding	in.	mm.	
61-TCPC-6RUVB-DB04F	24	7x32	0.209	5.300	4ft
61-TCPC-6RUVB-DB07F	24	7x32	0.209	5.300	7ft
61-TCPC-6RUVB-DB10F	24	7x32	0.209	5.300	10ft

Note: All dimensions are nominal and are subject to normal manufacturing tolerance.
Specifications are subject to change without prior notice.

Category Filled Cables

Polyolefin/PE



SPECIFICATIONS

- ANSI/TIA/EIA 568 B.2
 - MIL-C-24640A
- Refer to CE Code for details

CONSTRUCTION

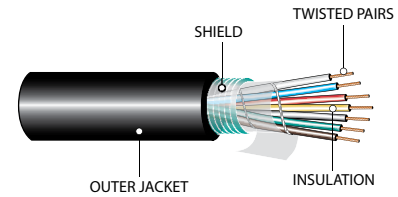
- Conductor:** Solid bare annealed copper conductor
- Insulation:** Polyolefin
- Shield:** Aluminum tape shield (optional)
- Color Code:** Telephone color code
- Flooding Compound:** Waterproof gel
- Outer Jacket:** UV and abrasion resistant Polyethylene (PE)
- Options:** Other sizes, colours and custom designs available upon request

Part Number	AWG Size		Category	Shield
	Pairs	Cond		
13152-02-012E	4	24	5e	No
13055-02-1010G	4	23	6	No
13152-02-5E12	4	24	5e	Yes
13152-02-1010	4	23	6	Yes

Note: All dimensions are nominal and are subject to normal manufacturing tolerance.
Specifications are subject to change without prior notice.

Filled Cables

Polyolefin/LLDP



SPECIFICATIONS

- 7 CFR 1755.890 (REA PE-89)

CONSTRUCTION

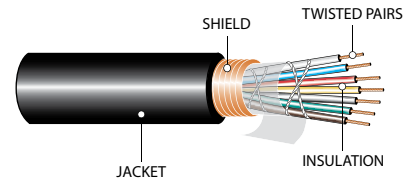
- Conductor:** Solid annealed copper
- Insulation:** Dual layer- foamed Polyolefin surrounded by solid Polyolefin skin
- Shield:** Corrugated-copolymer coated tape
- Filling Compound:** ETPR filled compound
- Outer Jacket:** Linear low density Polyethylene (LLDPE), black
- Options:** Other sizes, colours and custom designs available upon request

Part Number	AWG Size		Approximate Diameter		Net Weight	
	Pairs	Cond.	in.	mm.	LB/MFT	KG/KM
13152-02-010	6	24	0.400	10.160	70	104
13152-04-010	12	24	0.460	11.684	100	149
13152-07-010	25	24	0.590	14.986	175	260
13152-09-010	50	24	0.720	18.288	290	432
13152-11-010	100	24	0.900	22.860	490	729
13152-13-010	200	24	1.200	30.480	900	1339
13152-14-010	300	24	1.400	35.560	1290	1920
13152-15-010	400	24	1.600	40.640	1700	2530
13152-16-010	600	24	1.900	48.260	2440	3631
13975-02-010	2	22	0.320	8.1000	45	65
13153-02-010	6	22	0.470	11.938	100	149
13153-04-010	12	22	0.540	13.716	140	208
13153-07-010	25	22	0.650	16.510	230	342
13153-09-010	50	22	0.830	21.082	400	595
13153-11-010	100	22	1.100	27.940	725	1079
13153-13-010	200	22	1.400	35.560	1330	1979
13153-14-010	300	22	1.700	43.180	1950	2902
13154-02-010	6	19	0.570	14.478	155	231
13154-04-010	12	19	0.660	16.764	230	342
13154-07-010	25	19	0.870	22.098	415	618
13154-09-010	50	19	1.030	26.162	655	975
13154-11-010	100	19	1.370	34.798	1225	1823

Note: All dimensions are nominal and are subject to normal manufacturing tolerance.
Specifications are subject to change without prior notice.

Gopher Resistant Cables

HDPE/LLDPE



SPECIFICATIONS

• 7 CFR 1755.390 (REA PE-39)

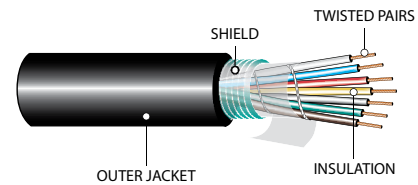
CONSTRUCTION

- Conductor:** Solid annealed copper conductor
- Insulation:** Solid high density Polyethylene (HDPE)
- Twisted Pairs:** Color coded telephone twisted pairs
- Shield:** Corrugated-copper bearing tape
- Filling Compound:** ETPR filled compound
- Outer Jacket:** Linear low density Polyethylene (LLDPE), black
- Options:** Other sizes and custom designs available upon request

Part Number	AWG Size		Approximate Diameter		Cable Weight	
	Pairs	Cond.	in.	mm	LB/MFT	KG/KM
13105-07-010	25	22	0.710	18.034	290	432
13105-09-010	50	22	0.950	24.130	520	774
13158-04-010	12	24	0.510	12.954	135	201
13158-07-010	25	24	0.810	20.574	375	558

*Note: All dimensions are nominal and are subject to normal manufacturing tolerance.
Specifications are subject to change without prior notice.*

Aircore Cables HDPE/LLDPE



SPECIFICATIONS

- PE-22

CONSTRUCTION

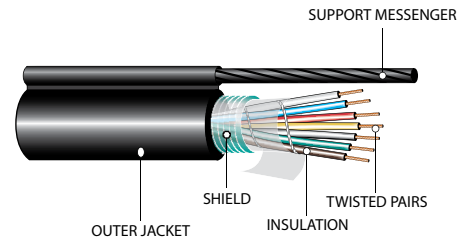
- Conductor:** Solid annealed copper
- Insulation:** Solid high density Polyethylene (HDPE)
- Twisted Pairs:** Color coded telephone twisted pairs
- Shield:** Corrugated-Copolymer coated tape
- Outer Jacket:** Linear low density Polyethylene (LLDPE), Black
- Options:** Other sizes, colours and custom designs available upon request

Part Number	AWG Size		Approximate Diameter		Cable Weight	
	Pairs	Cond.	in.	mm	LB/MFT	KG/KM
13102-02-010	6	24	0.370	9.398	55	82
13102-04-010	12	24	0.430	10.922	80	119
13102-07-010	25	24	0.540	13.716	135	201
13102-09-010	50	24	0.670	17.018	225	335
13102-11-010	100	24	0.880	22.352	400	595
13102-13-010	200	24	1.200	30.480	745	1109
13103-02-010	6	22	0.400	10.160	70	104
13103-04-010	12	22	0.490	12.446	110	164
13103-07-010	25	22	0.630	16.002	190	283
13103-09-010	50	22	0.900	22.860	325	484
13103-10-010	100	22	1.100	27.940	595	885
13104-02-010	6	19	0.490	12.446	110	164
13104-04-010	12	19	0.620	15.748	180	268
13104-07-010	25	19	0.790	20.066	320	476
13104-08-010	50	19	1.100	27.940	590	878

Note: All dimensions are nominal and are subject to normal manufacturing tolerance.
Specifications are subject to change without prior notice.

Figure 8 Cables

HDPE/LLDPE



SPECIFICATIONS

- PE-38

CONSTRUCTION

- Conductor:** Solid annealed copper
- Insulation:** Solid high density Polyethylene (HDPE)
- Twisted Pairs:** Color coded telephone twisted pairs
- Shield:** Corrugated-Copolymer coated tape
- Support Messenger:** 1/4 " 7 strand galvanized steel fully flooded
- Outer Jacket:** Linear low density Polyethylene (LLDPE), black
- Options:** Other sizes, colours and custom designs available upon request

Part Number	AWG Size		Approximate Diameter		Net Weight	
	Pairs	Cond.	in.	mm	LB/MFT	KG/KM
13112-01-010	6	24	0.370	9.398	205	305
13115-04-010	12	24	0.430	10.922	230	342
13115-07-010	25	24	0.540	13.716	285	424
13113-02-010	6	22	0.400	10.160	220	327
13113-04-010	12	22	0.490	12.446	260	387
13113-07-010	25	22	0.610	15.494	335	499
13114-02-010	6	19	0.490	12.446	260	387
13114-04-010	12	19	0.620	15.748	330	491
13114-07-010	25	19	0.810	20.574	480	714

Note: All dimensions are nominal and are subject to normal manufacturing tolerance.
Specifications are subject to change without prior notice.

INDUSTRIES WE SERVE



AGRICULTURE



COMMERCIAL



COMMUNICATION



FORESTRY, PULP & PAPER



FOOD & BEVERAGE



HOSPITAL




INSTITUTION



LNG



MINING



OEM



OIL & GAS



RENEWABLE ENERGY



RESIDENTIAL



UTILITIES



TRANSPORTATION



WATER TREATMENT PLANT

CABLE MANAGEMENT PROGRAM

CUSTOM TAGGING

We offer custom reel tags with project specific item identifiers and details, easing material management. Options include weather-proof, colour-coded stainless steel, printed RFID, or project specific templates.

SPECIALIZED PACKAGING

We can custom pack orders according to almost any specifications. Whether it's specified reel sizes, bug-free reels, or shrink wrapped pallets, we make sure it's packed right.

LOCAL AND INTERNATIONAL LOGISTICAL EXPERIENCE

Our team ensures your shipping standards, including custom packaging, are monitored, and met while keeping your project schedule in mind.

LAGGING

For long-distance transit, including export, bad weather, and rough terrain, we use wood covers or other suitable durable packaging to protect the reels.

When others can't, TEXCAN

WIRE & CABLE SPECIALISTS SINCE 1978

Building Wire

- AC90 Armoured Cables
- Fire Alarm Cables
- ACWU Armoured Cables
- NMD90/NMWU90 Cables
- Solid/Stranded Bare Copper
- SIMpull Solutions®
- RW90/RWU 90 CU / AL
- T90 CU/TW75/TWH/TWU
- LVT
- Grounding Cables
- Pump Cables
- Copperweld Cables

Control Cables

- Multi-conductor
 - Armoured/Unarmoured
- Portable Control Cables
- Shielded Control Cables
- Custom Bundling/Armouring

Communication

- Computer Cables
- Inside/Outside Plant Wires
- Telephone Cables
- Plenum Cables
- Direct Burial

Data Cables

- Category 5E, 6, 6A, 7 Rated Cables
- Co-Axial/Twin-Axial Cables
- Ethernet Cables
- Network Cables
- Patch Cords (Copper/Fiber Optic)
- Armoured Data Cables

Electronic Cables

- Armoured Cables
- Audio/Visual Cables
- Broadcast Cables
- Coaxial/Twin-Axial Cables
- Low Capacitance Wires
- Plenum Wires
- Precision Video Wires
- Industrial Automation Cables
- Belden® Classics & NewGen

Fiber Optic Cables

- SM/MM
- Loose Tube, Tight Buffer
- Indoor/Outdoor/Riser/ADSS
- Armoured/Non-Armoured
- Hybrid Fiber
- Specialty XPRLTM/RLTM

Instrumentation

- Armoured/Unarmoured
 - Aluminum/Interlocked Steel
- Multiconductor/Pairs/Triads
- Shielded/Unshielded
- Thermocouple Wires

Marine Cables

- Boat Cables
- Shipboard Cables
- Offshore Rig/Marine Cables

Mining Cables

- Blasting Wires
- Mine Power Feeder Cables
- Portable Power Cables
 - Type W, G, GGC, SHDGC (2KV to 35 KV)
- Trailing Cables
- Cable Assemblies
- Vertical Riser Cables
- Reeling Cables
- DLO (Diesel Locomotive Cables)

Portable Cords

- High Temperature Cables
- Ultraflex™ Low Temperature Cords
- Ultraflex™ Extension Cords
- Retractable Cords
- Type: SJOOW, SOOW, SJTOW, STOW
- Welding Cables
- Stage Lighting
- Landscape Lighting
- Multiconductor
- Jumper Cables

Power Cables

- ACSR/AAC Linewire
- High Voltage Power Cables (69-300kv)
- TECK 90 HL Cables (600V-35KV)
- Overhead Service (NS75 / NS90)
 - Duplex, Triplex, Quadruplex
- Underground Service
 - USE1, USEB
- Variable Frequency Drive (VFD) Cables

- Tray Cables (5KV-35KV)
 - Power Cables (NFPA. 130)
- Underground Distribution
- Utility Hydro Cables
- Airguard™

Specialty Products & Cords

- 2HR Fire Rated VITALink® Fire Resistive
- Traffic Signal Cables CLMTO/IMSA
- Coil Lead Wires
- European Cables (CE & VDE approved)
- Extra Flexible Portable Cables
- Heat Trace cables & accessories
- Low Smoke Zero Halogen Cables
- Parallel Conductor Cords
- SIS Switchboard Wires
- Small Diameter Flexible Control (SDN)
- Automotive Cables
- Battery Cables
- Guy Wire & Strand
- Mil Spec Hookup Wires
- Pendant Cables/Festoon
- Teflon® Insulated Wires
- TEW Equipment Wires
- Tracer Wires
- Trailer Cables
- TR64

Transportation

- Catenary Cable
- Messenger Cable
- Signal Cables
- Track Wire
- Traction Power Cable

Additional Services & Accessories

Tools & Equipment

- Material Handling & Storage
- Cable Pulling & Fishing

Power Management

- Extension Cords
- Temporary Power Distribution

Lighting

- Area Lights
- String Lights
- Temporary Overhead Lighting

Connectors

- Armoured Cable Connectors
- Explosion-proof Connectors
- Strain Reliefs Metal & Nylon
- Tray Cable Connectors

Accessories

- Hardware, Lugs, Cable Ties
- 3M Accessories
 - Cold Shrink Splices and Terminations
 - Heat Shrink Splices and Terminations
 - Full Line of Accessories Available
- High Voltage Termination Kit
- Split Loom

Value Added Services

- Custom-Built Cables
- Cable Management Program
- Specialized Technical Assistance
- 24/7 Emergency Shipping Service
- International Export Services
- Custom Cables/Printing/Cutting
- Paralleling/Lagging/Tagging
- Bundling/Armouring
- Bar Coding and Inventory Tracking
- State-of-the-Art Distribution Centre

Visit our website at Texcan.com and social media @[TexcanCanada](https://www.instagram.com/TEXCANCanada)

VANCOUVER

1-800-665-1025
10449 120th St. Surrey, BC

MAJOR PROJECTS GROUP

1-888-818-9473
10449 120th St. Surrey, BC

EDMONTON

1-800-252-7545
11330 189 St. NW. Edmonton, AB

CALGARY

1-855-717-3900
#105-10710 25th St. NE. Calgary, AB

SASKATOON

1-855-385-3800
3403 Faithfull Ave. Saskatoon, SK

WINNIPEG

1-800-665-2491
25 Meridian Dr. Winnipeg, MB