

TEXCAN

A Sonepar Company



THERMOCOUPLE CABLE CATALOGUE

WHY CHOOSE TEXCAN?

Our expertise lies in providing solutions tailored to each customer's individual needs. Texcan has been a leader in the wire and cable industry since 1978, consistently going above and beyond to serve our customers. As one of the largest wire and cable suppliers in Canada, Texcan specializes in serving the electrical market and offers an extensive range of products and specialized services.

LOCAL INVENTORY WHAT YOU WANT, WHEN YOU NEED IT!

Texcan takes pride in our extensive inventory, offering a diverse selection of wire and cable options to meet customers' specific requirements. We prioritize convenience, ensuring that our customers have easy access to the products they need, when they need them.

LOCAL EXPERTISE WITH A GLOBAL PRESENCE

Texcan is a proud member of the Sonepar Group. Founded in 1969, the Sonepar Group of companies is an independent family-owned company and global market leader in B to B distribution of electrical products, solutions, and related services.

PRODUCT SOURCING

Texcan's preferred partners are selected based on their reputation for excellence, reliability, and expertise in their respective fields. These partnerships are built on mutual trust, shared values, and a commitment to delivering exceptional customer experiences. By collaborating with industry-leading manufacturers and suppliers, Texcan ensures that it consistently offers outstanding products and solutions to its diverse customer base.



LIVE 24/7, 365 DAY EMERGENCY SUPPORT

Texcan recognizes the crucial importance of continuous, year-round operations. We understand that during emergencies, disruptions can pose significant risks and expenses. That's why we are fully committed to delivering prompt assistance whenever it is required. Our dedicated team is available 24/7 to provide live help, ensuring that your operations can swiftly resume without any unnecessary delays. To access our live assistance, simply call our toll-free number, 1.800.665.1025.

We are ready to provide the support you need, anytime, anywhere.



ENGINEERING SUPPORT

By choosing Texcan, you gain access to our dedicated in-house engineering and product management team, along with manufacturer support for your project. The sooner you engage us, the greater the value we can provide.

When you collaborate with us, we can assist in reviewing your bill of materials, ensuring accuracy and efficiency. Our team specializes in streamlining cabling specifications, optimizing designs, and technical compliance throughout the project lifecycle. Our expertise allows us to streamline processes and enhance overall project efficiency.

TABLE OF CONTENTS

		Page No.
Thermocouple Cable		4
Standard Design Features		5
Type JX 300V	XLPE ACIC	6
	XLPE	7
Type KX 300V	XLPE ACIC	8
	XLPE	9
Metric Conversions		10

To Place an Order - For many of the products in the catalogue, you will find everything that you need to place an order. Should you need any assistance or require special orders, please contact your sales representative. A complete list of our sales offices can be found on the back cover of this catalogue.

Introduction

Thermocouple cable connect a thermocouple, which has sensors for measuring or monitoring temperatures for accurate readings, to instrumentation controls. Depending on makeup features they are robust, durable and suitable for use in a diverse range of applications. The conditions of measurement, including temperature range, environment, response and service life determine the type of thermocouple wire to be used in a specific application.



Applications

Thermocouple cables are used for diverse measuring applications, especially in the industrial marketplace. Applications vary from general use, such as Power Generation on electrical equipment, to specific industry use, such as Petroleum processing, Pulp & Paper, OEM as well as Mine sites. Thermocouple cables are suitable for any installation that requires accuracy in above and below ground monitoring of thermocouple applications.

Specifications

- CSA FT4
 - CSA C22.2 No. 239
 - CSA C22.2 No. 38
 - CSA C22.2 No. 174
 - H.L. B, C, D Rated
 - Class I Zone 1 (Div 1)
 - Class I Zone 2 (Div 2)
 - Class II (Div 1)
 - Class II (Div 2) Hazardous Locations
 - ANSI/MC 96.1
 - H.L. B, C, D Rated
- *Refer to CE Code for details

CAUTION NOTICE

In case of fire, well maintained early warning smoke detectors will give an alarm long before non-metallic coverings become combustible. However, the Electrical and Electronic Manufacturers Association of Canada has suggested that all purchasers of PVC insulated / jacketed products be advised of the following:

- Non-metallic coverings of electrical cables can burn and may transmit fire when ignited.
- Burning non-metallic coverings may emit acid gases which are toxic and may generate dense smoke.
- Emission of acid gases may corrode metal in the vicinity e.g. sensitive instruments and reinforcing rods in cement.

The installer and/or user assumes all liability for the consequences of the installation and/or use of any of the products in violation of any applicable law, regulation, or code.

Thermocouple Cable

Texcan stocks thermocouple cables in shield, non-shield, armoured, non-armoured, stranded as well as solid pairs complete with a variety of insulations and jackets.

XLPE ACIC Type JX – CSA approved. A solid JX Thermocouple alloys conductor with positive (white) iron, negative (red) copper-nickel/constantan number coded pairs and Cross-Linked Polyethylene (XLPE) Type RW90 insulation. An aluminum/mylar tape shield complete with drain wire (multi-pair only) and an overall aluminum/mylar tape shield with 7 strand drain wire. In addition, these ACIC cables come complete with Aluminum Interlocked Armour (AIA) and a low temperature (-40°C) flame and sunlight resistant Polyvinyl Chloride (PVC) black jacket.

XLPE Type JX – CSA approved. A solid JX Thermocouple alloys conductor with positive (white) iron, negative (red) copper-nickel/constantan number coded pairs and Flame Retardant (FR), Cross-Linked Polyethylene (XLPE) Type RW90 insulation. An aluminum/mylar tape shield complete with drain wire (multi-pair only) and an overall aluminum/mylar tape shield with 7 strand drain wire. Also a low temperature (-40°C) flame and sunlight resistant Polyvinyl Chloride (PVC) black jacket.

XLPE ACIC Type KX – CSA approved. A solid KX Thermocouple alloys conductor with positive (yellow) chromel, negative (red) alumel number coded pairs and Cross-Linked Polyethylene (XLPE) Type RW90 insulation. An aluminum/mylar tape shield complete with drain wire (multi-pair only) and an overall aluminum/mylar tape shield with 7 strand drain wire. In addition, these ACIC cables come complete with Aluminum Interlocked Armour (AIA) and a low temperature (-40°C) flame and sunlight resistant Polyvinyl Chloride (PVC) yellow jacket.



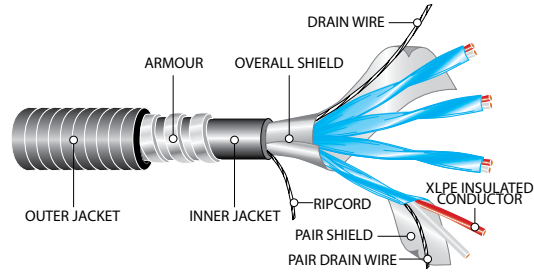
XLPE Type KX – CSA approved. A solid JX Thermocouple alloys conductor with a positive (yellow) chromel, negative (red) alumel number coded pairs and Flame Retardant (FR), Cross-Linked Polyethylene (XLPE) Type RW90 insulation. An aluminum/mylar tape shield complete with drain wire (multi-pair only) and an overall aluminum/mylar tape shield with 7 strand drain wire. Also a low temperature (-40°C) flame and sunlight resistant Polyvinyl Chloride (PVC) yellow jacket.

Thermocouple Types

In this catalog, Texcan references two common types of thermocouple cables used in extension grade; Type KX & Type JX. There are many types of thermocouples, each with its own unique characteristics in terms of temperature range, durability, vibration resistance, chemical resistance, and application compatibility. Type J, K, T, R, & E types are amongst these listings.

Contact a Texcan Wire and Cable Specialist
for a solution that fits your needs.

XLPE ACIC Thermocouple Cable 300V Type JX XLPE/AIA/PVC



SPECIFICATIONS

- CSA FT4
- CSA C22.2 No. 239
- CSA C22.2 No. 38
- CSA C22.2 No. 174
- H.L. B, C, D Rated
- Class I Zone 1 (Div 1)
- Class I Zone 2 (Div 2)
- Class II (Div 1)
- Class II (Div 2) Hazardous Locations
- ANSI/MC 96.1

CONSTRUCTION

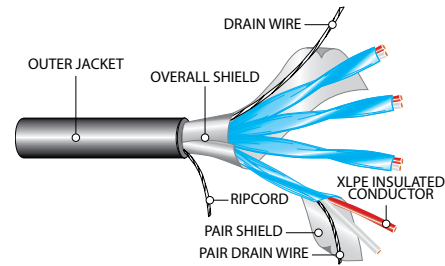
- Conductor:** Solid JX Thermocouple alloys
- Colour Code:** Positive (white) iron, negative (red) copper-nickel/constantan number coded pairs
- Insulation:** Cross-Linked Polyethylene (XLPE) Type RW90
- Individual Shield:** (Multi-Pair Only) aluminum/mylar tape shield complete with drain wire
- Overall Shield:** Overall aluminum/mylar tape shield with 7 strand drain wire
- Armour:** Aluminum Interlocked Armour (AIA)
- Outer Jacket:** Low temperature (-40°C), flame and sunlight resistant Polyvinyl Chloride (PVC), black
- Suitable For Use In:** 90°C wet, 105°C dry

Part Number	AWG Size	No. of Pairs	Insulation Thickness		Approximate Diameter		Net Weight		Minimum Bend Radius (in.)
			in.	mm.	in.	mm.	LB/ MFT	KG/KM	
6-91156X-1801-JX	18	1	0.025	0.635	0.647	16.434	162	241	11.646
6-93256X-1802-JX	18	2	0.025	0.635	0.810	20.574	250	372	14.587
6-93256X-1804-JX	18	4	0.025	0.635	0.882	22.403	301	448	15.869
6-93256X-1806-JX	18	6	0.025	0.635	1.014	25.756	400	595	18.254
6-93256X-1808-JX	18	8	0.025	0.635	1.066	27.076	453	674	19.192
6-93256X-1812-JX	18	12	0.025	0.635	1.254	31.852	670	997	22.569
6-93256X-1824-JX	18	24	0.025	0.635	1.575	40.005	1026	1527	28.354
6-91156X-1601-JX	16	1	0.025	0.635	0.669	16.993	176	262	12.042
6-93256X-1602-JX	16	2	0.025	0.635	0.850	21.590	279	415	15.300
6-93256X-1604-JX	16	4	0.025	0.635	0.959	24.359	368	548	17.269
6-93256X-1606-JX	16	6	0.025	0.635	1.074	27.280	464	690	19.323
6-93256X-1608-JX	16	8	0.025	0.635	1.132	28.753	575	856	20.369
6-93256X-1612-JX	16	12	0.025	0.635	1.336	33.934	789	1174	24.048
6-93256X-1624-JX	16	24	0.025	0.635	1.714	43.536	1277	1900	30.852

Note: All dimensions are nominal and are subject to normal manufacturing tolerance. Specifications are subject to change without prior notice.

* Refer to CEC for Ampacity.

XLPE Thermocouple Cable 300V Type JX XLPE/PVC



SPECIFICATIONS

- CSA FT4
- CSA C22.2 No. 239
- CSA C22.2 No. 38
- ANSI/MC 96.1
- Class I Zone 2 (Div 2)
- Class II (Div 2) Hazardous Locations

CONSTRUCTION

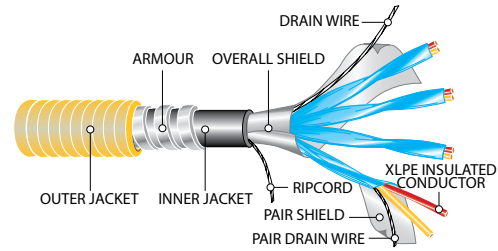
- Conductor:** Solid JX Thermocouple alloys
- Colour Code:** Positive (white) iron, negative (red) copper-nickel/constantan number coded pairs
- Insulation:** Flame Retardant (FR) - Cross-Linked Polyethylene (XLPE) Type RW90
- Individual Shield:** (Multi-Pair Only) aluminum/mylar tape shield complete with drain wire
- Overall Shield:** Overall aluminum/mylar tape shield with 7 strand drain wire
- Outer Jacket:** Low temperature (-40°C), flame and sunlight resistant Polyvinyl Chloride (PVC), black
- Suitable For Use In:** 90°C wet, 105°C dry

Part Number	AWG Size	No. of Pairs	Insulation Thickness		Approximate Diameter		Net Weight		Minimum Bend Radius (in.)
			in.	mm.	in.	mm.	LB/ MFT	KG/KM	
6-11156X-2001-JX	20	1	0.030	0.762	0.299	7.595	37	55	3.600
6-11156X-1801-JX	18	1	0.030	0.762	0.315	8.001	43	64	5.670
6-13256X-1802-JX	18	2	0.030	0.762	0.494	12.548	98	146	8.899
6-13256X-1804-JX	18	4	0.030	0.762	0.603	15.316	149	222	10.854
6-13256X-1806-JX	18	6	0.030	0.762	0.716	18.186	210	313	12.890
6-13256X-1808-JX	18	8	0.030	0.762	0.774	19.660	255	380	13.925
6-13256X-1812-JX	18	12	0.030	0.762	0.977	24.816	389	579	17.577
6-13256X-1824-JX	18	24	0.030	0.762	1.331	33.807	686	1021	23.962
6-11156X-1601-JX	16	1	0.030	0.762	0.337	8.560	52	77	6.066
6-13256X-1602-JX	16	2	0.030	0.762	0.534	13.564	120	179	9.612
6-13256X-1604-JX	16	4	0.030	0.762	0.651	16.535	185	275	11.713
6-13256X-1606-JX	16	6	0.030	0.762	0.776	19.710	263	391	13.959
6-13256X-1608-JX	16	8	0.030	0.762	0.839	21.311	322	479	15.102
6-13256X-1612-JX	16	12	0.030	0.762	1.059	26.899	495	737	19.057
6-13256X-1624-JX	16	24	0.030	0.762	1.450	36.83	883	1314	26.100

Note: All dimensions are nominal and are subject to normal manufacturing tolerance. Specifications are subject to change without prior notice.

* Refer to CEC for Ampacity.

XLPE ACIC Thermocouple Cable 300V Type KX XLPE/AIA/PVC



SPECIFICATIONS

- CSA FT4
- CSA C22.2 No. 239
- CSA C22.2 No. 38
- CSA C22.2 No. 174
- H.L. B, C, D Rated
- Class I Zone 1 (Div 1)
- Class I Zone 2 (Div 2)
- Class II (Div 1)
- Class II (Div 2) Hazardous Locations
- ANSI/MC 96.1

CONSTRUCTION

- Conductor:** Solid KX Thermocouple alloys
- Colour Code:** Positive (yellow) chromel, negative (red) alumel number coded pairs
- Insulation:** Cross-Linked Polyethylene (XLPE) Type RW90
- Individual Shield:** (Multi-Pair Only) aluminum/mylar tape shield complete with drain wire
- Overall Shield:** Overall aluminum/mylar tape shield with 7 strand drain wire
- Armour:** Aluminum Interlocked Armour (AIA)
- Outer Jacket:** Low temperature (-40°C), flame and sunlight resistant Polyvinyl Chloride (PVC), yellow
- Suitable For Use In:** 90°C wet, 105°C dry

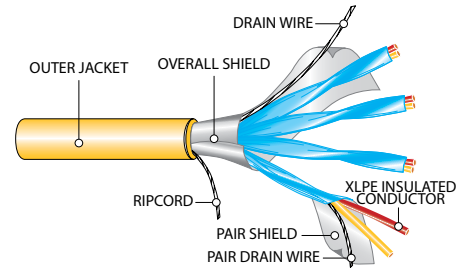
Part Number	AWG Size	No. of Pairs	Insulation Thickness		Approximate Diameter		Net Weight		Minimum Bend Radius (in.)
			in.	mm.	in.	mm.	LB/ MFT	KG/KM	
6-91178X-1801-KX	18	1	0.025	0.635	0.647	16.434	162	241	11.646
6-93278X-1802-KX	18	2	0.025	0.635	0.810	20.574	251	374	14.587
6-93278X-1804-KX	18	4	0.025	0.635	0.882	22.403	302	449	15.869
6-93278X-1806-KX	18	6	0.025	0.635	1.014	25.756	402	598	18.254
6-93278X-1808-KX	18	8	0.025	0.635	1.066	27.076	456	679	19.192
6-93278X-1812-KX	18	12	0.025	0.635	1.254	31.852	675	1004	22.569
6-93278X-1824-KX	18	24	0.025	0.635	1.575	40.005	1035	1540	28.354
6-91178X-1601-KX	16	1	0.025	0.635	0.669	16.993	177	263	12.042
6-93278X-1602-KX	16	2	0.025	0.635	0.850	21.590	280	417	15.300
6-93278X-1604-KX	16	4	0.025	0.635	0.959	24.359	370	551	17.269
6-93278X-1606-KX	16	6	0.025	0.635	1.074	27.280	468	696	19.323
6-93278X-1608-KX	16	8	0.025	0.635	1.132	28.753	581	865	20.369
6-93278X-1612-KX	16	12	0.025	0.635	1.336	33.934	797	1186	24.048
6-93278X-1624-KX	16	24	0.025	0.635	1.714	43.536	1293	1924	30.852

Note: All dimensions are nominal and are subject to normal manufacturing tolerance. Specifications are subject to change without prior notice.

* Refer to CEC for Ampacity.

Thermocouple Extension Cable

XLPE Thermocouple Cable 300V Type KX XLPE/PVC



SPECIFICATIONS

- CSA FT4
- CSA C22.2 No. 239
- CSA C22.2 No. 38
- ANSI/MC 96.1
- Class I Zone 2 (Div 2)
- Class II (Div 2) Hazardous Locations

CONSTRUCTION

- Conductor:** Solid KX Thermocouple alloys
- Colour Code:** Positive (yellow) chromel, negative (red) alumel number coded pairs
- Insulation:** Flame Retardant (FR) - Cross-Linked Polyethylene (XLPE) Type RW90
- Individual Shield:** (Multi-Pair Only) aluminum/mylar tape shield complete with drain wire
- Overall Shield:** Overall aluminum/mylar tape shield with 7 strand drain wire
- Outer Jacket:** Low temperature (-40°C), flame and sunlight resistant Polyvinyl Chloride (PVC), yellow
- Suitable For Use In:** 90°C wet, 105°C dry

Part Number	AWG Size	No. of Pairs	Insulation Thickness		Approximate Diameter		Net Weight		Minimum Bend Radius (in.)
			in.	mm.	in.	mm.	LB/ MFT	KG/KM	
6-11178X-2001-KX	20	1	0.030	0.762	0.299	7.595	38	57	3.600
6-11178X-1801-KX	18	1	0.030	0.762	0.315	8.001	43	64	5.670
6-13278X-1802-KX	18	2	0.030	0.762	0.494	12.548	99	147	8.899
6-13278X-1804-KX	18	4	0.030	0.762	0.603	15.316	151	225	10.854
6-13278X-1806-KX	18	6	0.030	0.762	0.716	18.186	212	316	12.890
6-13278X-1808-KX	18	8	0.030	0.762	0.774	19.660	258	384	13.925
6-13278X-1812-KX	18	12	0.030	0.762	0.977	24.816	394	586	17.577
6-13278X-1824-KX	18	24	0.030	0.762	1.331	33.807	696	1036	23.962
6-11178X-1601-KX	16	1	0.030	0.762	0.337	8.560	52	77	6.066
6-13278X-1602-KX	16	2	0.030	0.762	0.534	13.564	121	180	9.612
6-13278X-1604-KX	16	4	0.030	0.762	0.651	16.535	188	280	11.713
6-13278X-1606-KX	16	6	0.030	0.762	0.776	19.710	267	397	13.959
6-13278X-1608-KX	16	8	0.030	0.762	0.839	21.311	328	488	15.102
6-13278X-1612-KX	16	12	0.030	0.762	1.059	26.899	503	749	19.057
6-13278X-1624-KX	16	24	0.030	0.762	1.450	36.830	899	1338	26.100

Note: All dimensions are nominal and are subject to normal manufacturing tolerance. Specifications are subject to change without prior notice.

* Refer to CEC for Ampacity.

AWG to Metric Conversion Chart

AWG	mm ²	AWG	mm ²	AWG	mm ²
28	0.08	14	2.08	2	33.63
26	0.13	12	3.31	1	42.41
24	0.20	10	5.26	1/0	53.51
22	0.32	8	8.37	2/0	67.44
20	0.52	6	13.30	3/0	85.03
18	0.82	4	21.15	4/0	107.22
16	1.31	3	26.66	250	126.68

Length Conversions

From	To	Multiply By	From	To	Multiply By
Kilometers	Miles	0.06214	Miles	Kilometers	1.6093
Meters	Feet	3.2808	Yards	Meters	0.9144
Meters	Inches	39.3701	Feet	Meters	0.3048
Meters	Yards	1.0936	Feet	Centimeters	30.48
Centimeters	Inches	0.3937	Inches	Meters	0.0254
Centimeters	Feet	0.03281	Inches	Centimeters	2.54
Millimeters	Inches	0.03937	Inches	Millimeters	25.4
Millimeters	Mils	39.3701	Inches	Mils	1000.0
Mils	Inches	0.001	Mils	Millimeters	0.0254

Mass Conversions

From	To	Multiply By	From	To	Multiply By
Kilograms	Pounds	2.205	Pounds	Kilograms	0.4535
Kilograms	Short Tons	0.0011	Short Tons	Kilograms	907.1848
Grams	Grains	15.4323	Grains	Grams	0.0647
Grams	Ounces	0.0352	Ounces	Grams	28.3495

Length & Mass Conversions

From	To	Multiply By
KG/KM	LBS/MFT	0.6719
LBS/MFT	KG/KM	1.488

Temperature Conversions

From	To	Multiply By
Celsius	Fahrenheit	(°C x 9/5) + 32
Fahrenheit	Celsius	(°F - 32) x 5/9

INDUSTRIES WE SERVE



AGRICULTURE



COMMERCIAL



COMMUNICATION



FORESTRY, PULP & PAPER



FOOD & BEVERAGE



HOSPITAL




INSTITUTION



LNG



MINING



OEM



OIL & GAS



RENEWABLE ENERGY



RESIDENTIAL



UTILITIES



TRANSPORTATION



WATER TREATMENT PLANT

CABLE MANAGEMENT PROGRAM

CUSTOM TAGGING

We offer custom reel tags with project specific item identifiers and details, easing material management. Options include weather-proof, colour-coded stainless steel, printed RFID, or project specific templates.

SPECIALIZED PACKAGING

We can custom pack orders according to almost any specifications. Whether it's specified reel sizes, bug-free reels, or shrink wrapped pallets, we make sure it's packed right.

LOCAL AND INTERNATIONAL LOGISTICAL EXPERIENCE

Our team ensures your shipping standards, including custom packaging, are monitored, and met while keeping your project schedule in mind.

LAGGING

For long-distance transit, including export, bad weather, and rough terrain, we use wood covers or other suitable durable packaging to protect the reels.

When others can't, TEXCAN

WIRE & CABLE SPECIALISTS SINCE 1978

Building Wire

- AC90 Armoured Cables
- Fire Alarm Cables
- ACWU Armoured Cables
- NMD90/NMWU90 Cables
- Solid/Stranded Bare Copper
- RA90/Armoured Cables CU/AL
- SIMpull Solutions®
- RW90/RWU 90 CU / AL
- T90 CU/TW75/TWH/TWU
- LVT
- Grounding Cables

Control Cables

- Multi-conductor
 - Armoured/Unarmoured
- Portable Control Cables
- Shielded Control Cables
- Custom Bundling/Armouring

Communication

- Computer Cables
- Inside/Outside Plant Wires
- Telephone Cables
- Plenum Cables
- Direct Burial

Data Cables

- Category 5E, 6, 6A, 7 Rated Cables
- Co-Axial/Twin-Axial Cables
- Ethernet Cables
- Network Cables
- Patch Cords (Copper/Fiber Optic)
- Armoured Data Cables

Electronic Cables

- Armoured Cables
- Audio/Visual Cables
- Broadcast Cables
- Low Capacitance Wires
- Plenum Wires
- Precision Video Wires
- Industrial Automation Cables
- Belden® Classics & NewGen

Fiber Optic Cables

- SM/MM
- Loose Tube, Tight Buffer
- Indoor/Outdoor/Riser/ADSS
- Armoured/Non-Armoured
- Hybrid Fiber
- Specialty XPRLTM/RLTM

Instrumentation

- Armoured/Unarmoured
 - Interlocked Steel/Aluminum
- Multiconductor/Pairs/Triads
- Shielded/Unshielded
- Thermocouple Wires

Marine Cables

- Boat Cables
- Shipboard Cables
- Offshore Rig/Marine Cables

Mining Cables

- Blasting Wires
- Mine Power Feeder Cables
- Portable Power Cables
 - Type W, G, GGC, SHDGC (2KV to 35 KV)
- Trailing Cables
- Cable Assemblies
- Vertical Riser Cables
- Reeling Cables
- DLO (Diesel Locomotive Cables)

Portable Cords

- High Temperature Cables
- Ultraflex™ Low Temperature Cords
- Ultraflex™ Extension Cords
- Retractable Cords
- Type: SJQOW, SOOW, SJTOW, STOW
- Welding Cables
- Stage Lighting
- Landscape Lighting
- Multiconductor

Power Cables

- ACSR/AAC Linewire
- High Voltage Power Cables
- TECK 90 HL Cables (600V-35KV)
- Overhead Service (NS75 / NS90)
 - Duplex, Triplex, Quadruplex
- Underground Service
 - USE1, USEB
- Variable Frequency Drive (VFD) Cables

- Tray Cables
 - Power and Control
- Underground Distribution
- Airport Lighting Cables
- Utility Hydro Cables
- Airguard™

Specialty Products & Cords

- 2HR Fire Rated VITALink® Fire Resistant
- Traffic Signal Cables CLMTO/IMSA
- Coil Lead Wires
- European Cables (CE & VDE approved)
- Teflon® Insulated Wires
- SIS Switchboard Wires
- TEW Equipment Wires
- Small Diameter Flexible Control (SDN)
- Low Smoke Zero Halogen Cables
- TR64
- Extra Flexible Portable Cables
- Parallel Conductor Cords
- Trailer Cables
- Battery Cables
- Pendant Cables/Festoon
- Mil Spec Hookup Wires
- Tracer Wires
- Automotive Cables

Additional Services & Accessories

Tools & Equipment

- Material Handling & Storage
- Cable Pulling & Fishing

Power Management

- Extension Cords
- Temporary Power Distribution

Lighting

- Area Lights
- String Lights
- Temporary Overhead Lighting

Connectors

- Armoured Cable Connectors
- Explosion-proof Connectors
- Strain Reliefs Metal & Nylon
- Tray Cable Connectors

Accessories

- Heat Trace cables & accessories
- Hardware, Lugs, Cable Ties
- 3M Accessories
 - Cold Shrink Splices and Terminations
 - Heat Shrink Splices and Terminations
- 3M Accessories
- High Voltage Termination Kit
- Split Loom

Value Added Services

- Custom-Built Cables
- Cable Management Program
- Specialized Technical Assistance
- 24/7 Emergency Shipping Service
- International Export Services
- Custom Cables/Printing/Cutting
- Paralleling/Lagging/Tagging
- Bundling/Armouring
- Bar Coding and Inventory Tracking
- State-of-the-Art Distribution Centre

Visit our website at Texcan.com and social media @[TexcanCanada](https://www.instagram.com/TEXCANCanada)

VANCOUVER

1-800-665-1025
10449 120th St. Surrey, BC

MAJOR PROJECTS GROUP

1-888-818-9473
10449 120th St. Surrey, BC

EDMONTON

1-800-252-7545
11330 189 St. NW. Edmonton, AB

CALGARY

1-855-717-3900
#105-10710 25th St. NE. Calgary, AB

SASKATOON

1-855-385-3800
3403 Faithfull Ave. Saskatoon, SK

WINNIPEG

1-800-665-2491
25 Meridian Dr. Winnipeg, MB