


TEXCAN

A Sonepar Company



SAFETY CABLE

CATALOGUE

WHY CHOOSE TEXCAN?

Our expertise lies in providing solutions tailored to each customer's individual needs. Texcan has been a leader in the wire and cable industry since 1978, consistently going above and beyond to serve our customers. As one of the largest wire and cable suppliers in Canada, Texcan specializes in serving the electrical market and offers an extensive range of products and specialized services.

LOCAL INVENTORY WHAT YOU WANT, WHEN YOU NEED IT!

Texcan takes pride in our extensive inventory, offering a diverse selection of wire and cable options to meet customers' specific requirements. We prioritize convenience, ensuring that our customers have easy access to the products they need, when they need them.

LOCAL EXPERTISE WITH A GLOBAL PRESENCE

Texcan is a proud member of the Sonepar Group. Founded in 1969, the Sonepar Group of companies is an independent family-owned company and global market leader in B to B distribution of electrical products, solutions, and related services.

PRODUCT SOURCING

Texcan's preferred partners are selected based on their reputation for excellence, reliability, and expertise in their respective fields. These partnerships are built on mutual trust, shared values, and a commitment to delivering exceptional customer experiences. By collaborating with industry-leading manufacturers and suppliers, Texcan ensures that it consistently offers outstanding products and solutions to its diverse customer base.



LIVE 24/7, 365 DAY EMERGENCY SUPPORT

Texcan recognizes the crucial importance of continuous, year-round operations. We understand that during emergencies, disruptions can pose significant risks and expenses. That's why we are fully committed to delivering prompt assistance whenever it is required. Our dedicated team is available 24/7 to provide live help, ensuring that your operations can swiftly resume without any unnecessary delays. To access our live assistance, simply call our toll-free number, 1.800.665.1025.

We are ready to provide the support you need, anytime, anywhere.



ENGINEERING SUPPORT

By choosing Texcan, you gain access to our dedicated in-house engineering and product management team, along with manufacturer support for your project. The sooner you engage us, the greater the value we can provide.

When you collaborate with us, we can assist in reviewing your bill of materials, ensuring accuracy and efficiency. Our team specializes in streamlining cabling specifications, optimizing designs, and technical compliance throughout the project lifecycle. Our expertise allows us to streamline processes and enhance overall project efficiency.

TABLE OF CONTENTS

	Page No.
Security Cable	4
Fire Alarm Cable Non-Shielded Non Armoured FT4	5
Fire Alarm Cable Non-Shielded/Shielded Non Armoured FT6	6
Fire Alarm Cable Shielded Non Armoured	7
Fire Alarm Cable Non-Shielded Unjacketed Armoured	8
Fire Alarm Cable Shielded Unjacketed Armoured	9
Fire Alarm Cable Non-Shielded Armoured	10
Fire Alarm Cable Shielded Armoured	11
Vitalink 2000 Security Cable	12
Vitalink MC 2-Hour Fire Rated Cable	13-14
Vitalink TC/NCC Cable	15
Vitalink MC/NCC Cable	16
Technical Information - Metric Conversions	17

To Place an Order - For many of the products in the catalogue, you will find everything that you need to place an order. Should you need any assistance or require special orders, please contact your sales representative. A complete list of our sales offices can be found on the back cover of this catalogue.

Introduction

Texcan carries a wide variety of security cable for various applications. Either your job requires a 2-hour fire rated cable

both copper and aluminum building wire. Our building wire is available in multiple colours and construction types. Designed for applications that may involve wet or dry locations, building wire comes in armoured and non-armoured versions. Texcan's wide array of building wire provides safety and efficiency when installing in commercial and retail establishments such as low and high-rise offices as well as residential housing or apartment buildings.



Applications

Building wire is used to carry electricity into or within buildings and structures. It is utilized in the construction of most commercial, industrial and residential properties, including applications such as electrical wiring systems, power generators, motors and electrical lights.

As there are multiple building wire applications, there are also multiple building wire constructions. For example, ACWU and NMWU are well-suited for direct earth burial; however, ACWU wiring is also suitable for hazardous locations. Building wire is mainly used in power distribution applications, service entrance and branch circuit applications.

Specifications

- CSA, FT4, FT6
- FAS105
- CUL CIC TC RW90
- ABS for Marine Shipboard
- Sunlight Resistant
- API 2218/UL1709 Rapid Rise 2000F
- CSA RC90
- 2HR Fire Rated Per ULC S139 with hose stream, horizontal and vertical applications
- CSA R90 FT4
- CUL CIC TC
- Third Party Fire Test (RCSS) IEC 60331 Modified 2000°F
- * Refer to CE Code for details
- * Specifications pertain to individual products

CAUTION NOTICE

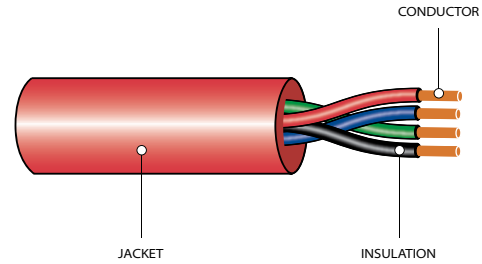
In case of fire, well maintained early warning smoke detectors will give an alarm long before non-metallic coverings become combustible. However, the Electrical and Electronic Manufacturers Association of Canada has suggested that all purchasers of PVC insulated / jacketed products be advised of the following:

- Non-metallic coverings of electrical cables can burn and may transmit fire when ignited.
- Burning non-metallic coverings may emit acid gases which are toxic and may generate dense smoke.
- Emission of acid gases may corrode metal in the vicinity e.g. sensitive instruments and reinforcing rods in cement.

The installer and/or user assumes all liability for the consequences of the installation and/or use of any of the products in violation of any applicable law, regulation, or code.

Fire Alarm Cable Non-Shielded, Non-Armoured

PVC, FT4



SPECIFICATIONS

- CSA, FT4
- FAS105

*Refer to CE Code for details



CONSTRUCTION

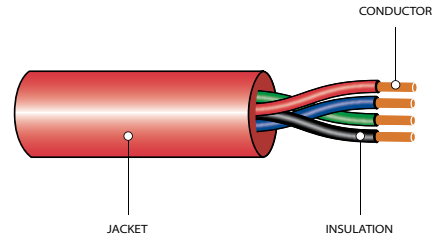
- Conductor:** Solid Bare Copper
- Insulation:** Polyvinyl Chloride (PVC)
- Outer Jacket Material:** Polyvinyl Chloride (PVC)
- Cable Temperature:** -20 °C TO 105°C
- Voltage:** 300V
- Options:** Other jacket colours, sizes and armours available upon request

Part Number	AWG Size	Number of Conductors	Stranding	Insulation Thickness (in.)	Approximate Diameter (in.)	Net Weight	
						LB/MFT	KG/KM
26313-02-030	18	2	Solid	0.015	0.209	27	40
26313-03-030	18	3	Solid	0.015	0.224	37	55
26313-04-030	18	4	Solid	0.015	0.238	45	67
26313-05-030	18	5	Solid	0.015	0.255	53	79
26313-06-030	18	6	Solid	0.015	0.271	61	91
26313-08-030	18	8	Solid	0.015	0.302	77	115
26313-09-030	18	9	Solid	0.015	0.316	83	123
26313-10-030	18	10	Solid	0.015	0.330	94	140
26313-11-030	18	11	Solid	0.015	0.340	99	147
26313-15-030	18	15	Solid	0.015	0.403	140	208
26313-20-030	18	20	Solid	0.015	0.454	181	269
26313-21-030	18	21	Solid	0.015	0.460	185	275
26313-30-030	18	30	Solid	0.015	0.535	257	382
26314-02-030	16	2	Solid	0.015	0.235	34	51
26314-03-030	16	3	Solid	0.015	0.251	44	65
26314-04-030	16	4	Solid	0.015	0.272	55	82
26314-05-030	16	5	Solid	0.015	0.294	69	103
26314-07-030	16	7	Solid	0.015	0.325	90	134
26315-02-030	14	2	Solid	0.015	0.264	46	68
26315-03-030	14	3	Solid	0.015	0.283	62	92
26315-04-030	14	4	Solid	0.015	0.308	79	118
26315-05-030	14	5	Solid	0.015	0.335	96	143

Note: All dimensions are nominal and are subject to normal manufacturing tolerance. Specifications are subject to change without prior notice.

Refer to CEC for Ampacity

Fire Alarm Cable Non-Shielded, Non-Armoured Plenum, PVC, FT6



SPECIFICATIONS

• CSA, FT6

*Refer to CE Code for details



CONSTRUCTION

Conductor: Solid Bare Copper

Insulation: Polyvinyl Chloride (PVC)

Outer Jacket Material: Polyvinyl Chloride (PVC)

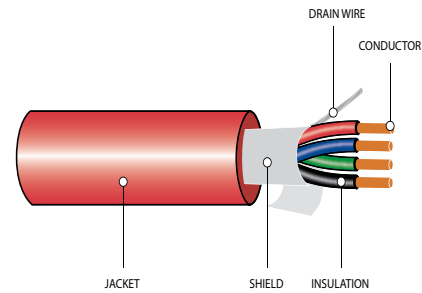
Cable Temperature: 75°C

Voltage: 300V

Options: Other jacket colours, sizes and armours available upon request

Part Number	AWG Size	Number of Conductors	Stranding	Insulation Thickness (in.)	Approximate Diameter (in.)	Net Weight	
						LB/MFT	KG/KM
26317-02-030	18	2	Solid	0.008	0.008	16	24
26317-03-030	18	3	Solid	0.008	0.155	24	36
26317-04-030	18	4	Solid	0.008	0.175	29	43
26317-05-030	18	5	Solid	0.008	0.179	37	55
26317-06-030	18	6	Solid	0.008	0.194	44	65
26318-02-030	16	2	Solid	0.008	0.174	23	34
26318-03-030	16	3	Solid	0.008	0.178	32	48
26318-04-030	16	4	Solid	0.008	0.203	43	64

Fire Alarm Cable Shielded, Non-Armoured Plenum, PVC, FT6



SPECIFICATIONS

• CSA FT6

*Refer to CE Code for details



CONSTRUCTION

Conductor: Solid Bare Copper

Insulation: Polyvinyl Chloride (PVC)

Shield: 100% Aluminum Foil Shield

Outer Jacket Material: Polyvinyl Chloride (PVC)

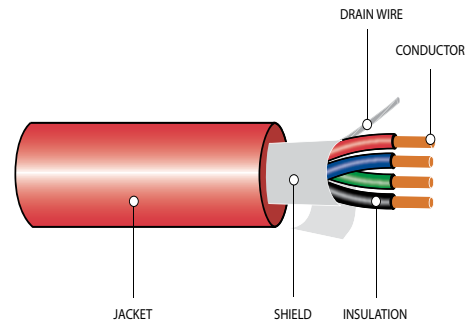
Cable Temperature: 75°C

Voltage: 300V

Options: Other jacket colours and sizes. Armour is available upon request.

Part Number	AWG Size	Number of Conductors	Stranding	Approximate Diameter (in.)	Insulation Thickness (in.)	Net Weight	
						LB/MFT	KG/KM
26327-05-030	18	5	Solid	0.008	0.181	40	60
26327-04-030	18	4	Solid	0.008	0.190	37	55
26327-03-030	18	3	Solid	0.008	0.157	26	39
26327-02-030	18	2	Solid	0.008	0.166	23	35
26328-02-030	16	2	Solid	0.008	0.169	26	38

Fire Alarm Cable Shielded, Non-Armoured PVC, FT4



SPECIFICATIONS

- CSA FT4
 - FAS 105
- *Refer to CE Code for details



CONSTRUCTION

- Conductor:** Solid Bare Copper
- Insulation:** Polyvinyl Chloride (PVC)
- Shield:** 100% Aluminum Foil Shield
- Outer Jacket Material:** Polyvinyl Chloride (PVC)
- Cable Temperature:** -20 °C TO 105°C
- Voltage:** 300V
- Options:** Other jacket colours and sizes. Armour is available upon request.

Part Number	AWG Size	No. of Conductors	Stranding	Insulation Thickness (in.)	Approximate Diameter (in.)	Net Weight	
						LB/MFT	KG/KM
26323-08-030	18	8	Solid	0.015	0.310	77	115
26323-05-030	18	5	Solid	0.015	0.255	56	83
26323-04-030	18	4	Solid	0.015	0.240	47	69
26323-03-030	18	3	Solid	0.015	0.226	40	59
26323-02-030	18	2	Solid	0.015	0.211	30	45
26324-05-030	16	5	Solid	0.015	0.282	90	134
26324-04-030	16	4	Solid	0.015	0.265	70	104
26324-03-030	16	3	Solid	0.015	0.247	61	90
26324-02-030	16	2	Solid	0.015	0.232	39	58
26325-04-030	14	4	Solid	0.015	0.308	75	112
26325-02-030	14	2	Solid	0.015	0.262	53	79

Note: All dimensions are nominal and are subject to normal manufacturing tolerance. Specifications are subject to change without prior notice.

Refer to CEC for Ampacity

Fire Alarm Cable Non-Shielded, Unjacketed, Armoured PVC, AIA

SPECIFICATIONS

- CSA FT4
- FAS 105

*Refer to CE Code for details



CONSTRUCTION

Conductor: Solid Bare Copper

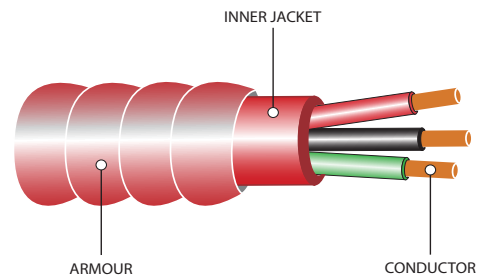
Insulation: Polyvinyl Chloride (PVC)

Armour: Red Dyed Aluminum Interlocked Armour (AIA)

Cable Temperature: -20 °C TO 105°C

Voltage: 300V

Options: Silver colour and non armoured or steel armour available upon request



Part Number	AWG Size	Number of Conductors	Stranding	Insulation Thickness (in.)	Approximate Diameter (in.)	Net Weight	
						LB/MFT	KG/KM
26313-03-035RED	18	3	Solid	0.015	0.415	74	110
26313-04-035RED	18	4	Solid	0.015	0.420	81	121
26313-05-035RED	18	5	Solid	0.015	0.449	104	155
26313-08-035RED	18	8	Solid	0.015	0.460	132	196
26314-03-035RED	16	3	Solid	0.015	0.410	74	110
26314-05-035RED	16	5	Solid	0.015	0.421	94	140
26315-03-035RED	14	3	Solid	0.015	0.483	114	170
26315-05-035RED	14	5	Solid	0.015	0.490	147	219

Note: All dimensions are nominal and are subject to normal manufacturing tolerance.
Specifications are subject to change without prior notice.

Refer to CEC for Ampacity

Fire Alarm Cable Shielded, Unjacketed, Armoured

PVC, AIA

SPECIFICATIONS

- CSA FT4
- FAS 105



CONSTRUCTION

Conductor: Solid Bare Copper

Insulation: Polyvinyl Chloride (PVC)

Armour: Aluminum Interlocked Armour (AIA)

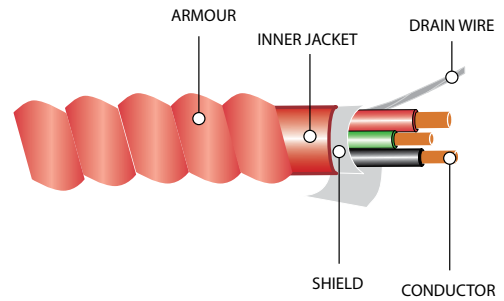
Shield: 100% Aluminum Foil Shield

Drain Wire: Solid Tinned Copper Drain

Cable Temperature: -20 °C TO 105°C

Voltage: 300V

Options: Silver colour and non armoured or steel armour available upon request



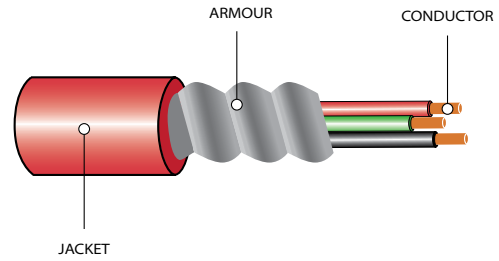
Part Number	AWG Size	No. of Conductors	Stranding	Insulation Thickness (in.)	Approximate Diameter (in.)	Net Weight	
						LB/MFT	KG/KM
26323-03-035RED	18	3	Solid	0.015	0.402	69	102
26323-05-035RED	18	5	Solid	0.015	0.450	70	105

Refer to CEC for Ampacity

Note: All dimensions are nominal and are subject to normal manufacturing tolerance.
Specifications are subject to change without prior notice.

Fire Alarm Cable Non-Shielded, Jacketed, Armoured

PVC, AIA/PVC



SPECIFICATIONS

- CSA FT4
- FAS 105

*Refer to CE Code for details



CONSTRUCTION

Conductor: Solid Bare Copper

Insulation: Polyvinyl Chloride (PVC)

Armour: Flexible Aluminum Interlocked Armour (AIA)

Outer Jacket Material: Polyvinyl Chloride (PVC)

Cable Temperature: -20 °C TO 105°C

Voltage: 300V

Options: Non armoured or steel armour available upon request

Part Number	AWG Size	No. of Conductors	Stranding	Insulation Thickness (in.)	Approximate Diameter (in.)	Net Weight	
						LB/MFT	KG/KM
26313-08-030AIA	18	8	Solid	0.015	0.560	166	247
26313-07-030AIA	18	7	Solid	0.015	0.540	152	226
26313-05-030AIA	18	5	Solid	0.015	0.500	164	244
26313-03-030AIA	18	3	Solid	0.015	0.510	180	268
26314-05-030AIA	16	5	Solid	0.015	0.517	125	186
26314-03-030AIA	16	3	Solid	0.015	0.467	147	219
26314-02-030AIA	16	2	Solid	0.015	0.517	125	186
26315-04-030AIA	14	4	Solid	0.015	0.540	165	246
26315-02-030AIA	14	2	Solid	0.015	0.556	156	232
26316-04-030AIA	12	4	Solid	0.015	0.590	192	286
26316-02-030AIA	12	2	Solid	0.015	0.554	177	263

Note: All dimensions are nominal and are subject to normal manufacturing tolerance. Specifications are subject to change without prior notice.

Refer to CEC for Ampacity

Non-shielded, Jacketed
Armoured

Fire Alarm Cable Shielded, Jacketed, Armoured

PVC, AIA/PVC

SPECIFICATIONS

- CSA, FT4
- FAS 105

*Refer to CE Code for details



CONSTRUCTION

Conductor: Solid Bare Copper

Insulation: Polyvinyl Chloride (PVC)

Armour: Flexible Aluminum Interlocked Armour (AIA)

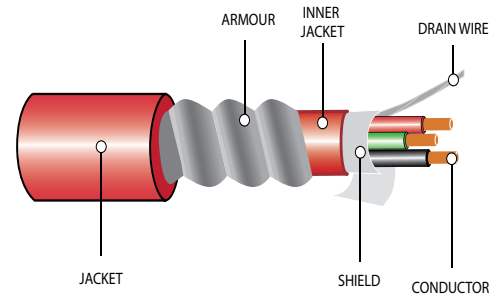
Shield: 100% Aluminum Foil Shield

Outer Jacket Material: Polyvinyl Chloride (PVC)

Cable Temperature: -20 °C TO 105°C

Voltage: 300V

Options: Non armoured or steel armour available upon request



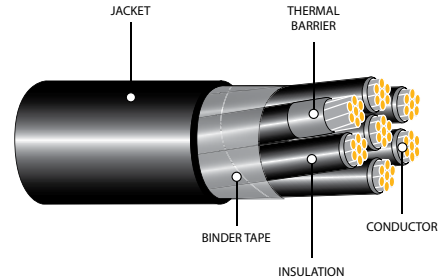
Part Number	AWG Size	No. of Conductors	Stranding	Insulation Thickness (in.)	Approximate Diameter (in.)	Net Weight	
						LB/MFT	KG/KM
26323-02-030AIA	18	2	Solid	0.015	0.498	72	108
26323-04-030AIA	18	4	Solid	0.015	0.520	105	156
26323-05-030AIA	18	5	Solid	0.015	0.531	118	177
26323-08-030AIA	18	8	Solid	0.015	0.610	121	181
26324-02-030AIA	16	2	Solid	0.015	0.400	65	97
26324-03-030AIA	16	3	Solid	0.015	0.406	70	104
26324-05-030AIA	16	5	Solid	0.015	0.440	99	147
26325-02-030AIA	14	2	Solid	0.015	0.422	114	170
26325-04-030AIA	14	4	Solid	0.015	0.540	165	246

Note: All dimensions are nominal and are subject to normal manufacturing tolerance.
Specifications are subject to change without prior notice.

Refer to CEC for Ampacity

VitaLink 2000 Security Cable

Fire Resistant Control/Power, LSZH



SPECIFICATIONS

- CSA R90 FT4
- CUL CIC TC RW90
- ABS for Marine Shipboard
- Sunlight Resistant
- API 2218/UL1709 Rapid Rise 2000F

*Refer to CE Code for details



CONSTRUCTION

Conductor: Stranded Nickel Coated Copper

Insulation: Low Smoke Zero Halogen (LSZH)

Outer Jacket: Low Smoke Zero Halogen (LSZH)

Voltage: 600V

Options: Other colours/constructions available upon request. Connectors available upon request

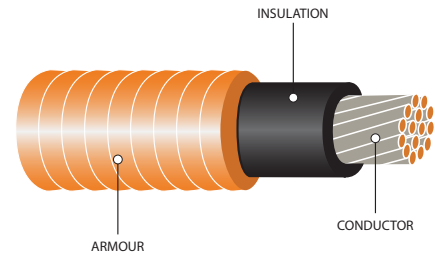
Part Number	AWG Size	Number of Conductors	Stranding	Insulation Thickness (in.)	Approximate Diameter (in.)	Net Weight		Min. Bending Radius (in.)
						LB/MFT	KG/KM	
26-VP03014-004	14	3	19	0.045	0.680	234	348	2.72
26-VP07014-002	14	7	19	0.045	0.930	442	658	3.72
26-VP02014-001	14	12	19	0.045	1.220	703	1046	5.00
26-VP02012-004	12	2	19	0.045	0.680	224	333	2.72
26-VP03012-006	12	3	19	0.045	0.720	273	406	2.88
26-VP04012-001	12	4	19	0.045	0.780	317	472	3.12
26-VP07012-003	12	7	19	0.045	0.980	525	781	3.92
26-VP02010-001	10	2	49	0.045	0.760	287	427	3.04
26-VP03010-002	10	3	49	0.045	0.800	355	528	3.20
26-VP04010-002	10	4	49	0.045	0.920	453	674	3.68
26-VP07010-004	10	7	49	0.045	1.100	692	1030	4.40

Refer to CEC for Ampacity

Note: All dimensions are nominal and are subject to normal manufacturing tolerance. Specifications are subject to change without prior notice.



VitaLink MC 2-Hour Fire Rated Cable



SPECIFICATIONS

- CSA RC90
- 2HR Fire Rated Per ULC S139 with hose stream, horizontal and vertical applications

*Refer to CE Code for details



CONSTRUCTION

- Conductor:** Annealed copper conductor
- Insulation:** Ceramifiable silicon insulation
- Armour:** Continuously welded and corrugated copper armour
- Cable Temperature:** 90°C Wet
- Voltage:** 600V
- Options:** Connectors and brass plates available upon request

Part Number	AWG Size	Number of Conductors	Approximate Diameter (in.)	Approximate Diameter (mm.)	Net Weight	
					LB/MFT	KG/KM
26-VM011X0-500	1/0	1	1.00	25.40	815	1213
26-VM012X0-500	2/0	1	1.04	26.42	925	1376
26-VM013X0-500	3/0	1	1.08	27.43	1055	1570
26-VM014X0-500	4/0	1	1.16	29.46	1235	1838
26-VM011X0-500	250	1	1.22	30.99	1410	2098
26-VM01350-500	350	1	1.35	34.29	1795	2671
26-VM01500-500	500	1	1.50	38.10	2350	3497
26-VM01750-500	750	1	1.73	43.94	3285	4888
26-VM2014-500	14	2	0.82	20.83	395	588
26-VM2012-500	12	2	0.82	20.83	415	617
26-VM2010-500	10	2	0.89	22.61	475	707
26-VM03014-500	14	3	0.82	20.83	425	632
26-VM03012-500	12	3	0.89	22.61	475	707
26-VM03010-500	10	3	0.94	23.88	542	806
26-VM03008-500	8	3	1.04	26.42	675	1004
26-VM03006-500	6	3	1.16	29.46	840	1250
26-VM03004-500	4	3	1.24	31.50	1140	1696
26-VM03003-500	3	3	1.30	33.02	1210	1800
26-VM03002-500	2	3	1.41	35.81	1400	2083
26-VM03001-500	1	3	1.59	40.39	1715	2552

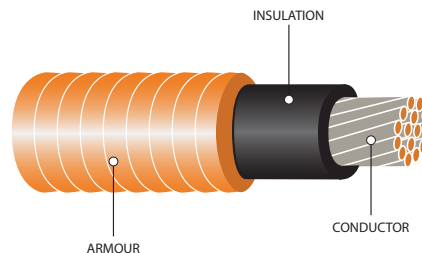
3 and 4 conductor cables continued on next page...

Refer to CEC for Ampacity

Note: All dimensions are nominal and are subject to normal manufacturing tolerance. Specifications are subject to change without prior notice.



VitaLink MC 2-Hour Fire Rated Cable



SPECIFICATIONS

- CSA RC90
- 2HR Fire Rated Per ULC S139 with hose stream, horizontal and vertical applications

*Refer to CE Code for details



CONSTRUCTION

- Conductor:** Annealed copper conductor
- Insulation:** Ceramifiable silicon insulation
- Armour:** Continuously welded and corrugated copper armour
- Cable Temperature:** 90°C Wet
- Voltage:** 600V
- Options:** Connectors and brass plates available upon request

Part Number	AWG Size	Number of Conductors	Approximate Diameter (in.)	Approximate Diameter (mm.)	Net Weight	
					LB/MFT	KG/KM
26-VM031X0-500	1/0	3	1.67	42.42	1990	2961
26-VM032X0-500	2/0	3	1.80	45.72	2345	3489
26-VM033X0-500	3/0	3	1.92	48.77	2755	4099
26-VM034X0-500	4/0	3	2.04	51.82	3305	4917
26-VM03250-500	250	3	2.26	57.40	3870	5758
26-VM03350-500	350	3	2.48	62.99	5015	7462
26-VM03500-500	500	3	2.82	71.63	6720	9999
26-VM04014-500	14	4	0.89	22.61	480	714
26-VM04012-500	12	4	0.94	23.88	575	856
26-VM04010-500	10	4	1.00	25.40	635	945
26-VM04008-500	8	4	1.16	29.46	8.15	12
26-VM04006-500	6	4	1.22	30.99	990	1473
26-VM04004-500	4	4	1.35	34.29	1285	1912
26-VM04003-500	3	4	1.41	35.81	1475	2195
26-VM04002-500	2	4	1.50	38.10	1710	2544
26-VM04001-500	1	4	1.73	43.94	2485	3697
26-VM041X0-500	1/0	4	1.82	46.23	2485	3697
26-VM042X0-500	2/0	4	1.95	49.53	2935	4367
26-VM043X0-500	3/0	4	2.12	53.85	3530	5252
26-VM044X0-500	4/0	4	2.26	57.40	4205	6257
26-VM04250-500	250	4	2.46	62.48	4925	7328
26-VM04350-500	350	4	2.71	68.83	6420	9552
26-VM04500-500	500	4	3.13	79.50	8740	13004

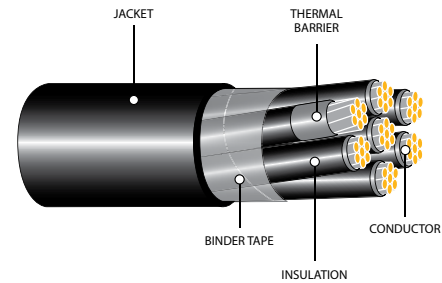
Refer to CEC for Ampacity

Note: All dimensions are nominal and are subject to normal manufacturing tolerance. Specifications are subject to change without prior notice.



VitaLink TC/NCC Cable

Fire Resistive Control Power, LSZH



SPECIFICATIONS

- CSA R90 FT4
- CUL CICTC
- ABS for Marine Shipboard
- Sunlight Resistance
- Third Party Fire Test (RCSS) IEC 60331 Modified 2000°F

*Refer to CE Code for details



CONSTRUCTION

Conductor: Stranded nickel coated copper

Insulation: Low smoke zero halogen (LSZH)

Outer Jacket Material: Low smoke zero halogen (LSZH). Polyolefin

Cable Temperature: 90°C dry, 75°C wet

Voltage: 600V

Options: Other colours/constructions available upon request. Connectors available upon request

Part Number	AWG Size	Number of Conductors	Stranding	Insulation Thickness	Approximate Diameter	Net Weight		Minimum Bending Radius (in.)
				in.	in.	LB/MFT	KG/KM	
26-VP03014-000	14	3	19	0.045	0.570	175	260	2.28
26-VP04014-000	14	4	19	0.045	0.600	220	329	2.50
26-VP07014-000	14	7	19	0.045	0.720	316	470	3.00
26-VP12014-000	14	12	19	0.045	0.990	514	765	4.00
26-VP02012-000	12	2	19	0.045	0.560	171	254	2.25
26-VP03012-000	12	3	19	0.045	0.590	209	340	2.50
26-VP04012-000	12	4	19	0.045	0.640	242	360	2.75
26-VP02010-000	10	2	49	0.045	0.640	222	330	2.75
26-VP03010-000	10	3	49	0.045	0.680	277	412	2.75
26-VP04010-000	10	4	49	0.045	0.750	327	487	3.00
26-VP07010-000	10	7	49	0.045	0.940	551	820	4.00
26-VP03008-005	8	3	133	0.060	0.930	536	798	3.75
26-VP04008-003	8	4	133	0.060	1.020	585	870	4.25
26-VP03004-005	6	3	133	0.060	1.010	672	1000	4.04
26-VP04006-002	6	4	133	0.060	1.160	779	1160	4.75
26-VP03004-002	4	3	133	0.060	1.140	894	1330	4.56
26-VP04004-003	4	4	133	0.060	1.260	1052	1565	5.04
26-VP03002-001	2	3	665	0.060	1.270	1230	1830	5.08
26-VP04002-001	2	4	665	0.060	1.410	1430	2128	5.64

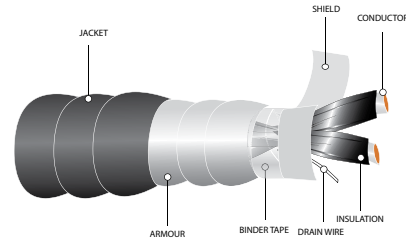
Refer to CEC for Ampacity

Note: All dimensions are nominal and are subject to normal manufacturing tolerance. Specifications are subject to change without prior notice.



VitaLink MC/NCC Cable

Fire Resistive Instrumentation, LSZH, PVC



SPECIFICATIONS

• CSA, FT4

*Refer to CE Code for details



CONSTRUCTION

Conductor: Stranded nickel coated copper

Insulation: Low smoke zero halogen (LSZH)

Armour: Continuously welded and corrugated aluminum

Shield: Copper/Mylar Tape with drain ground (optional)

Outer Jacket Material: Polyvinyl Chloride (PVC) Black

Cable Temperature: 90°C dry, 75°C wet

Voltage: 600V

Options: Low smoke zero halogen polyolefin jacket and other colours and copper armour upon request. Connectors available upon request

Part Number	AWG Size	Number of Pairs	Shields	Stranding	Insulation Thickness (in.)	Approximate Diameter (in.)	Net Weight		Minimum Bending Radius (in.)
							LB/MFT	KG/KM	
26-VP02016-007	16	1	SP	19	0.030	0.760	200	298	4.750
26-VP02016-010	16	1	NS	19	0.030	0.720	178	265	4.500
26-VP04016-002	16	2	SPOS	19	0.030	1.070	361	537	6.800
26-VP08016-000	16	4	SPOS	19	0.030	1.230	479	713	8.000
26-VP16016-002	16	8	SPOS	19	0.030	1.560	771	1147	10.250
26-VP24016-006	16	12	SPOS	19	0.030	1.840	1080	1607	12.000

Refer to CEC for Ampacity

Note: All dimensions are nominal and are subject to normal manufacturing tolerance. Specifications are subject to change without prior notice.



AWG to Metric Conversion Chart

AWG	mm ²	AWG	mm ²	AWG	mm ²	AWG	mm ²
28	0.08	14	2.08	2	33.63	300	152.01
26	0.13	12	3.31	1	42.41	350	177.35
24	0.20	10	5.26	1/0	53.51	400	202.68
22	0.32	8	8.37	2/0	67.44	500	253.35
20	0.52	6	13.30	3/0	85.03	600	304.02
18	0.82	4	21.15	4/0	107.22	750	380.03
16	1.31	3	26.66	250	126.68	1000	506.71

Length Conversions

From	To	Multiply By	From	To	Multiply By
Kilometers	Miles	0.06214	Miles	Kilometers	1.6093
Meters	Feet	3.2808	Yards	Meters	0.9144
Meters	Inches	39.3701	Feet	Meters	0.3048
Meters	Yards	1.0936	Feet	Centimeters	30.48
Centimeters	Inches	0.3937	Inches	Meters	0.0254
Centimeters	Feet	0.03281	Inches	Centimeters	2.54
Millimeters	Inches	0.03937	Inches	Millimeters	25.4
Millimeters	Mils	39.3701	Inches	Mils	1000.0
Mils	Inches	0.001	Mils	Millimeters	0.0254

Mass Conversions

From	To	Multiply By	From	To	Multiply By
Kilograms	Pounds	2.205	Pounds	Kilograms	0.4535
Kilograms	Short Tons	0.0011	Short Tons	Kilograms	907.1848
Grams	Grains	15.4323	Grains	Grams	0.0647
Grams	Ounces	0.0352	Ounces	Grams	28.3495

Length & Mass Conversions

From	To	Multiply By
KG/KM	LBS/MFT	0.6719
LBS/MFT	KG/KM	1.488

Temperature Conversions

From	To	Multiply By
Celsius	Fahrenheit	(°C x 9/5) + 32
Fahrenheit	Celsius	(°F - 32) x 5/9

INDUSTRIES WE SERVE



AGRICULTURE



COMMERCIAL



COMMUNICATION



FORESTRY, PULP & PAPER



FOOD & BEVERAGE



HOSPITAL




INSTITUTION



LNG



MINING



OEM



OIL & GAS



RENEWABLE ENERGY



RESIDENTIAL



UTILITIES



TRANSPORTATION



WATER TREATMENT PLANT

CABLE MANAGEMENT PROGRAM

CUSTOM TAGGING

We offer custom reel tags with project specific item identifiers and details, easing material management. Options include weather-proof, colour-coded stainless steel, printed RFID, or project specific templates.

SPECIALIZED PACKAGING

We can custom pack orders according to almost any specifications. Whether it's specified reel sizes, bug-free reels, or shrink wrapped pallets, we make sure it's packed right.

LOCAL AND INTERNATIONAL LOGISTICAL EXPERIENCE

Our team ensures your shipping standards, including custom packaging, are monitored, and met while keeping your project schedule in mind.

LAGGING

For long-distance transit, including export, bad weather, and rough terrain, we use wood covers or other suitable durable packaging to protect the reels.

When others can't, TEXCAN
WIRE & CABLE SPECIALISTS SINCE 1978

Building Wire

- AC90 Armoured Cables
- Fire Alarm Cables
- ACWU Armoured Cables
- NMD90/NMWU90 Cables
- Solid/Stranded Bare Copper
- RA90/Armoured Cables CU/AL
- SIMpull Solutions®
- RW90/RWU 90 CU / AL
- T90 CU/TW75/TWH/TWU
- LVT
- Grounding Cables

Control Cables

- Multi-conductor
 - Armoured/Unarmoured
- Portable Control Cables
- Shielded Control Cables
- Custom Bundling/Armouring

Communication

- Computer Cables
- Inside/Outside Plant Wires
- Telephone Cables
- Plenum Cables
- Direct Burial

Data Cables

- Category 5E, 6, 6A, 7 Rated Cables
- Co-Axial/Twin-Axial Cables
- Ethernet Cables
- Network Cables
- Patch Cords (Copper/Fiber Optic)
- Armoured Data Cables

Electronic Cables

- Armoured Cables
- Audio/Visual Cables
- Broadcast Cables
- Low Capacitance Wires
- Plenum Wires
- Precision Video Wires
- Industrial Automation Cables
- Belden® Classics & NewGen

Fiber Optic Cables

- SM/MM
- Loose Tube, Tight Buffer
- Indoor/Outdoor/Riser/ADSS
- Armoured/Non-Armoured
- Hybrid Fiber
- Specialty XPRLTM/RLTM

Instrumentation

- Armoured/Unarmoured
 - Interlocked Steel/Aluminum
- Multiconductor/Pairs/Triads
- Shielded/Unshielded
- Thermocouple Wires

Marine Cables

- Boat Cables
- Shipboard Cables
- Offshore Rig/Marine Cables

Mining Cables

- Blasting Wires
- Mine Power Feeder Cables
- Portable Power Cables
 - Type W, G, GGC, SHDGC (2KV to 35 KV)
- Trailing Cables
- Cable Assemblies
- Vertical Riser Cables
- Reeling Cables
- DLO (Diesel Locomotive Cables)

Portable Cords

- High Temperature Cables
- Ultraflex™ Low Temperature Cords
- Ultraflex™ Extension Cords
- Retractable Cords
- Type: SJQOW, SOOW, SJTOW, STOW
- Welding Cables
- Stage Lighting
- Landscape Lighting
- Multiconductor

Power Cables

- ACSR/AAC Linewire
- High Voltage Power Cables
- TECK 90 HL Cables (600V-35KV)
- Overhead Service (NS75 / NS90)
 - Duplex, Triplex, Quadruplex
- Underground Service
 - USE1, USEB
- Variable Frequency Drive (VFD) Cables

- Tray Cables
 - Power and Control
- Underground Distribution
- Airport Lighting Cables
- Utility Hydro Cables
- Airguard™

Specialty Products & Cords

- 2HR Fire Rated VITALink® Fire Resistant
- Traffic Signal Cables CLMTO/IMSA
- Coil Lead Wires
- European Cables (CE & VDE approved)
- Teflon® Insulated Wires
- SIS Switchboard Wires
- TEW Equipment Wires
- Small Diameter Flexible Control (SDN)
- Low Smoke Zero Halogen Cables
- TR64
- Extra Flexible Portable Cables
- Parallel Conductor Cords
- Trailer Cables
- Battery Cables
- Pendant Cables/Festoon
- Mil Spec Hookup Wires
- Tracer Wires
- Automotive Cables

Additional Services & Accessories

Tools & Equipment

- Material Handling & Storage
- Cable Pulling & Fishing

Power Management

- Extension Cords
- Temporary Power Distribution

Lighting

- Area Lights
- String Lights
- Temporary Overhead Lighting

Connectors

- Armoured Cable Connectors
- Explosion-proof Connectors
- Strain Reliefs Metal & Nylon
- Tray Cable Connectors

Accessories

- Heat Trace cables & accessories
- Hardware, Lugs, Cable Ties
- 3M Accessories
 - Cold Shrink Splices and Terminations
 - Heat Shrink Splices and Terminations
- 3M Accessories
- High Voltage Termination Kit
- Split Loom

Value Added Services

- Custom-Built Cables
- Cable Management Program
- Specialized Technical Assistance
- 24/7 Emergency Shipping Service
- International Export Services
- Custom Cables/Printing/Cutting
- Paralleling/Lagging/Tagging
- Bundling/Armouring
- Bar Coding and Inventory Tracking
- State-of-the-Art Distribution Centre

Visit our website at Texcan.com and social media @[TexcanCanada](https://www.instagram.com/TEXCANCanada)

VANCOUVER

1-800-665-1025
10449 120th St. Surrey, BC

MAJOR PROJECTS GROUP

1-888-818-9473
10449 120th St. Surrey, BC

EDMONTON

1-800-252-7545
11330 189 St. NW. Edmonton, AB

CALGARY

1-855-717-3900
#105-10710 25th St. NE. Calgary, AB

SASKATOON

1-855-385-3800
3403 Faithfull Ave. Saskatoon, SK

WINNIPEG

1-800-665-2491
25 Meridian Dr. Winnipeg, MB