


TEXCAN

A Sonepar Company



PORTABLE CORD

CATALOGUE

WHY CHOOSE TEXCAN?

Our expertise lies in providing solutions tailored to each customer's individual needs. Texcan has been a leader in the wire and cable industry since 1978, consistently going above and beyond to serve our customers. As one of the largest wire and cable suppliers in Canada, Texcan specializes in serving the electrical market and offers an extensive range of products and specialized services.

LOCAL INVENTORY

WHAT YOU WANT, WHEN YOU NEED IT!

Texcan takes pride in our extensive inventory, offering a diverse selection of wire and cable options to meet customers' specific requirements. We prioritize convenience, ensuring that our customers have easy access to the products they need, when they need them.

LOCAL EXPERTISE WITH A GLOBAL PRESENCE

Texcan is a proud member of the Sonepar Group. Founded in 1969, the Sonepar Group of companies is an independent family-owned company and global market leader in B to B distribution of electrical products, solutions, and related services.

PRODUCT SOURCING

Texcan's preferred partners are selected based on their reputation for excellence, reliability, and expertise in their respective fields. These partnerships are built on mutual trust, shared values, and a commitment to delivering exceptional customer experiences. By collaborating with industry-leading manufacturers and suppliers, Texcan ensures that it consistently offers outstanding products and solutions to its diverse customer base.



LIVE 24/7, 365 DAY EMERGENCY SUPPORT

Texcan recognizes the crucial importance of continuous, year-round operations. We understand that during emergencies, disruptions can pose significant risks and expenses. That's why we are fully committed to delivering prompt assistance whenever it is required. Our dedicated team is available 24/7 to provide live help, ensuring that your operations can swiftly resume without any unnecessary delays. To access our live assistance, simply call our toll-free number, 1.800.665.1025.

We are ready to provide the support you need, anytime, anywhere.



ENGINEERING SUPPORT

By choosing Texcan, you gain access to our dedicated in-house engineering and product management team, along with manufacturer support for your project. The sooner you engage us, the greater the value we can provide.

When you collaborate with us, we can assist in reviewing your bill of materials, ensuring accuracy and efficiency. Our team specializes in streamlining cabling specifications, optimizing designs, and technical compliance throughout the project lifecycle. Our expertise allows us to streamline processes and enhance overall project efficiency.

TABLE OF CONTENTS

		Page No.
Portable Cord and Power Cables		4
Standard Design Features		5
Portable Cord	- SJOOW 300V	6
	- SOOW 600V	7
Multi-Conductor Cord	- SOOW 18 AWG	8
	- SOOW 16 AWG	9
	- SOOW 14 AWG	10
	- SOOW 12 AWG	11
	- SOOW 10-2 AWG	12
Specialty Cord	- Ultraflex -60°C Portable Cord (Bulk)	13
	- Ultraflex -60°C Extension Cord Set SJTOW	14
	- Ultraflex -60°C Extension Cord Set STOW	15
	- SDN -55°C Flexible Control Cable	16
DLO Cable		17
Welding Cable	- 30 AWG Class K	18
	- 34 AWG Class M	19
Festoon Cable	- Thermoplastic Extreme Flexing Festoon 600V	20-21
Technical Information	- Metric Conversions	22

To Place an Order - You will find everything that you need to place an order for many of the products in the catalog. Should you need any assistance or require special orders please contact your sales representative. A complete list of our sales offices can be found on the back cover of this catalogue.

Introduction

Portable Cord, also known as Service Cord, is cable with multiple conductors used for functions requiring flexibility and weather resistance in industrial, commercial, residential or O.E.M. applications. Power Cables and Portable Cords serve similar purposes, however they are used for different applications. Portable Cords are designed for temporary power supply, while Power Cables are most often utilized for long-term or permanent installation. Power Cables and Portable Cord are available in different materials to meet the needs of a variety of applications, across multiple industries.



Applications

Portable cord provides power for a variety of applications including but not limited to, operating motors in power tools, temporary leads to equipment, cranes, lights and machinery. They are commonly used in construction sites, mills, factories, mines, entertainment venues and marinas because of their various designs and durability, as well as for their convenient and temporary capabilities. Power cables range from low to high voltage. They are used for power generation, distribution, residential, commercial and industrial projects where permanent power is required and approved.

Specifications

- CSA FT1, FT2 & FT4
- CSA C22.2 No. 49
- CSA C22.2 No. 38
- UL Flexible Cord - UL 62
- National Electrical Code (NEC)
- ICEA S-95-658/ NEMA WC70
- UL 2556 VW-1
- MSHA Approved
- OSHA Acceptable
- RoHS Compliant

*Above specifications subject to cable selection

**Refer to CE Code for details

CAUTION NOTICE

In case of fire, well maintained early warning smoke detectors will give an alarm long before non-metallic coverings become combustible. However, the Electrical and Electronic Manufacturers Association of Canada has suggested that all purchasers of PVC insulated / jacketed products be advised of the following:

- Non-metallic coverings of electrical cables can burn and may transmit fire when ignited.
- Burning non-metallic coverings may emit acid gases which are toxic and may generate dense smoke.
- Emission of acid gases may corrode metal in the vicinity e.g. sensitive instruments and reinforcing rods in cement.

The installer and/or user assumes all liability for the consequences of the installation and/or use of any of the products in violation of any applicable law, regulation, or code.

Portable Cord

Texcan's Portable Cord includes wire and cable products that range from 300 to 2kV. The product lines consist of copper products suitable for industrial, commercial or residential applications. Each Portable Cord product is available in various constructions as outlined below:

Portable Cord SJOOW – CSA FT2, C22.2 No.49 and voltage of 300V. Annealed stranded bare copper conductor with a flexible Ethylene Propylene Diene Monomer (EPDM) insulation. -40°C to 90°C, flame-retardant, sunlight and weather resistant Chlorinated Polyethylene (CPE) jacket.

Portable Cord SOOW – CSA FT2, CSA C22.2 No.49 and voltage of 600V. Annealed stranded bare copper conductor with a flexible Ethylene Propylene Diene Monomer (EPDM) insulation. -40°C to 90°C, flame-retardant, sunlight and weather resistant Chlorinated Polyethylene (CPE) jacket.

Multi-Conductor SOOW – CSA FT2, CSA C22.2 No.49 and voltage of 600V. Stranded annealed bare copper conductor with a flexible Ethylene Propylene Diene Monomer (EPDM) insulation. -40°C to 90°C, flame-retardant, sunlight and weather resistant Chlorinated Polyethylene (CPE) jacket.

Ultraflex -60°C Portable Cord – CSA FT2 and available in both 300V and 600V. Stranded soft bare copper conductor with lead free PVC and full extrusion insulation. -60°C to 60°C flame-retardant, blue PVC jacket with a yellow stripe.

Ultraflex -60°C Extension Cord Set SJTOW – CSA FT2 and voltage of 300V. Stranded soft bare copper conductor with lead free PVC and full extrusion insulation. -60°C to 60°C flame-retardant, blue PVC jacket with a yellow stripe.

Ultraflex -60°C Extension Cord Set STOW – CSA FT2 and voltage of 600V. Stranded soft bare copper conductor with lead free PVC and full extrusion insulation. -60°C to 60°C flame-retardant, blue PVC jacket with a yellow stripe.



SDN Flexible Control Cable – CSA FT4 with CSA Tray Cable approval and voltage of 600V. Soft bare annealed copper conductor with high dielectric flame-retardant polymer insulation. Heavy duty flame and oil resistant arctic grade neoprene jacket, with a temperature range from -55°C to 90°C dry and +75°C wet.

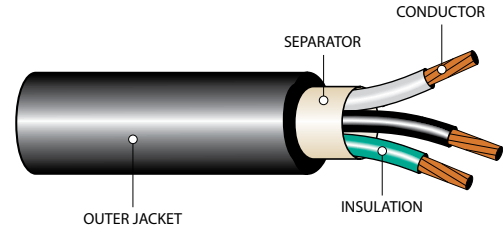
Diesel Locomotive Cable – CSA FT1 and FT4 and for use up to 2kV. Stranded tinned annealed flexible copper conductor with a flexible Ethylene Propylene Rubber (EPR) insulation. Chlorinated Polyethylene (CPE) jacket, with a temperature range from -40°C to 90°C wet or dry.

Welding Cable Class K – Voltage of 600V intermittent. Stranded, bare annealed copper, class K, conductor. -40°C to 90°C premium-grade Ethylene Propylene Diene Monomer (EPDM) jacket.

Welding Cable Class M – Voltage of 600V intermittent. Stranded bare annealed copper, class M, conductor. -50°C to 105°C high-grade Ethylene Propylene Diene Monomer (EPDM) jacket.

Festoon Cable – Voltage of 600V. Rope bare copper conductor with colour-coded PVC insulation. -40 °C to 105 °C flame-retardant and sunlight resistant, yellow PVC jacket.

Type SJOOW 300V
EPDM/CPE



SPECIFICATIONS

- CSA FT2
- CSA C22.2 No. 49
- UL Flexible Cord - UL 62
- MSHA Approved
- RoHS Compliant

*Refer to CE Code for details
UL  FT2

CONSTRUCTION

- Conductor:** Annealed stranded bare copper
- Insulation:** Colour coded, 90°C flexible Ethylene Propylene Diene Monomer (EPDM)
- Outer Jacket:** -40°C to +90°C, sunlight and weather resistant Chlorinated Polyethylene (CPE), black
- Options:** Other coloured outer jacket and constructions available upon request

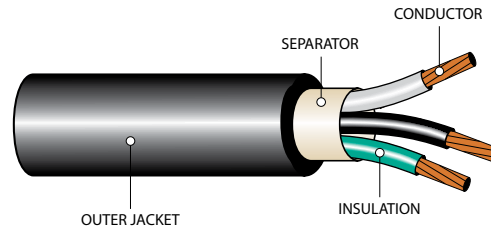
Part Number	No. of Conductors	AWG Size		Insulation Thickness		Approximate Diameter		Net Weight	
		Cond.	Stranding	in.	mm.	in.	mm.	LB/MFT	KG/KM
01002-01-010	2	18	16/30	0.030	0.760	0.285	7.240	46	69
01002-02-010	3	18	16/30	0.030	0.760	0.305	7.750	60	89
01002-03-010	4	18	16/30	0.030	0.760	0.330	8.380	72	107
01002-04-010	2	16	26/30	0.030	0.760	0.310	7.870	56	83
01002-05-010	3	16	26/30	0.030	0.760	0.330	8.380	72	107
01002-06-010	4	16	26/30	0.030	0.760	0.365	9.270	89	132
01002-07-010	2	14	41/30	0.030	0.760	0.340	8.640	75	112
01002-08-010	3	14	41/30	0.030	0.760	0.370	9.400	100	149
01002-09-010	4	14	41/30	0.030	0.760	0.410	10.410	128	191
01002-12-010	2	12	65/30	0.030	0.760	0.410	10.410	108	161
01002-10-010	3	12	65/30	0.030	0.760	0.430	10.920	136	202
01002-11-010	4	12	65/30	0.030	0.760	0.475	12.070	177	263
01002-23-010	3	10	104/30	0.045	1.140	0.580	14.730	236	351
01002-24-010	4	10	104/30	0.045	1.140	0.655	16.640	296	441

Note: All dimensions are nominal and are subject to normal manufacturing tolerance.
Specifications are subject to change without prior notice.

Refer to CEC for Ampacity

Type SOOW 600V

EPDM/CPE



SPECIFICATIONS

- CSA FT2
- CSA C22.2 No. 49
- UL Flexible Cord - UL 62
- MSHA Approved
- RoHS Compliant

*Refer to CE Code for details

UL  FT2

CONSTRUCTION

Conductor: Annealed stranded bare copper

Insulation: Colour coded, 90°C flexible Ethylene Propylene Diene Monomer (EPDM)

Outer Jacket: -40°C to +90°C, sunlight and weather resistant Chlorinated Polyethylene (CPE), black

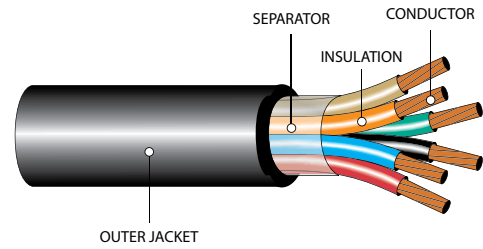
Options: Other coloured outer jacket and constructions available upon request

Part Number	No. of Conductors	AWG Size		Insulation Thickness		Approximate Diameter		Net Weight	
		Cond.	Stranding	in.	mm.	in.	mm.	LB/MFT	KG/KM
01010-02-010	2	18	16/30	0.030	0.760	0.345	8.760	65	97
01010-03-010	3	18	16/30	0.030	0.760	0.365	9.270	80	119
01010-03-014	4	18	16/30	0.030	0.760	0.390	9.910	94	140
01010-04-010	2	16	26/30	0.030	0.760	0.370	9.400	77	115
01010-05-010	3	16	26/30	0.030	0.760	0.390	9.910	94	140
01010-06-010	4	16	26/30	0.030	0.760	0.420	10.670	114	170
01010-07-010	2	14	41/30	0.045	1.140	0.510	12.950	154	229
01010-08-010	3	14	41/30	0.045	1.140	0.535	13.590	171	255
01010-09-010	4	14	41/30	0.045	1.140	0.575	14.610	209	311
01010-10-010	2	12	65/30	0.045	1.140	0.570	14.480	168	250
01010-11-010	3	12	65/30	0.045	1.140	0.595	15.110	223	332
01010-12-010	4	12	65/30	0.045	1.140	0.650	16.510	276	411
01010-13-010	2	10	104/30	0.045	1.140	0.620	15.750	230	342
01010-14-010	3	10	104/30	0.045	1.140	0.660	16.760	289	430
01010-15-010	4	10	104/30	0.045	1.140	0.715	18.160	351	522
02010-17-010	3	8	133/29	0.060	1.520	0.840	21.330	450	670
02010-18-010	4	8	133/29	0.060	1.520	0.945	24.000	580	863
02010-20-010	3	6	133/27	0.060	1.520	0.980	24.890	637	948
02010-21-010	4	6	133/27	0.060	1.520	1.080	27.430	830	1235
01010-01-010	3	4	133/25	0.060	1.520	1.140	28.960	926	1378
02010-24-010	4	4	133/25	0.060	1.520	1.260	32.000	1145	1704
02010-28-010	3	2	133/23	0.060	1.520	1.330	33.780	1367	2034
02010-27-010	4	2	133/23	0.060	1.520	1.460	37.080	1699	2528

Note: All dimensions are nominal and are subject to normal manufacturing tolerance. Specifications are subject to change without prior notice.

Refer to CEC for Ampacity

Type SOOW 18AWG 600V EPDM/CPE



SPECIFICATIONS

- CSA FT2
- CSA C22.2 No. 49
- UL Flexible Cord - UL62
- MSHA Approved
- RoHS Compliant

*Refer to CE Code for details

UL  FT2

CONSTRUCTION

Conductor: Annealed bare copper

Insulation: Colour coded, 90°C flexible Ethylene Propylene Diene Monomer (EPDM)

Outer Jacket: -40°C to +90°C, sunlight and weather resistant Chlorinated Polyethylene (CPE), black

Options: Other coloured outer jacket and constructions available upon request

18 AWG

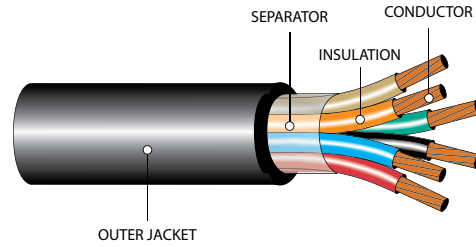
Part Number	No. of Conductors	AWG Size		Insulation Thickness		Approximate Diameter		Net Weight	
		Cond.	Stranding	in.	mm.	in.	mm.	LB/MFT	KG/KM
04001-01-010	5	18	16/30	0.030	0.760	0.465	11.810	141	210
04001-02-010	6	18	16/30	0.030	0.760	0.495	12.570	152	226
04001-03-010	7	18	16/30	0.030	0.760	0.520	13.210	172	256
04001-04-010	8	18	16/30	0.030	0.760	0.530	13.460	177	263
04001-06-010	10	18	16/30	0.030	0.760	0.595	15.110	225	335
04001-08-010	12	18	16/30	0.030	0.760	0.600	15.240	240	357
04001-10-010	14	18	16/30	0.030	0.760	0.630	16.000	265	394
04001-12-010	16	18	16/30	0.030	0.760	0.700	17.780	310	461
04001-16-010	20	18	16/30	0.030	0.760	0.795	20.190	382	568
04001-20-010	24	18	16/30	0.030	0.760	0.850	21.590	451	671
04001-26-010	30	18	16/30	0.030	0.760	0.915	23.240	533	793

Note: All dimensions are nominal and are subject to normal manufacturing tolerance.
Specifications are subject to change without prior notice.

Refer to CEC for Ampacity

Type SOOW 16AWG 600V

EPDM/CPE



SPECIFICATIONS

- CSA FT2
- CSA C22.2 No. 49
- UL Flexible Cord - UL62
- MSHA Approved
- RoHS Compliant

*Refer to CE Code for details

UL  FT2

CONSTRUCTION

Conductor: Annealed bare copper

Insulation: Colour coded, 90°C flexible Ethylene Propylene Diene Monomer (EPDM)

Outer Jacket: -40°C to +90°C, sunlight and weather resistant Chlorinated Polyethylene (CPE), black

Options: Other coloured outer jacket and constructions available upon request

16 AWG

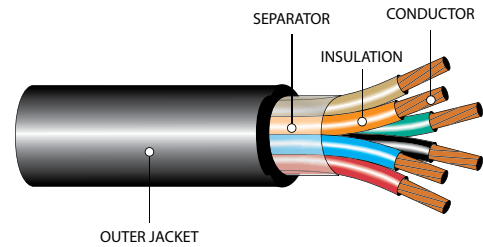
Part Number	No. of Conductors	AWG Size		Insulation Thickness		Approximate Diameter		Net Weight	
		Cond.	Stranding	in.	mm.	in.	mm.	LB/MFT	KG/KM
01010-05-077	3	16	65/34	0.030	0.760	0.395	10.800	100	149
01010-06-077	4	16	65/34	0.030	0.760	0.370	9.4000	95	141
04002-01-010	5	16	26/30	0.030	0.760	0.495	12.570	167	249
04002-02-010	6	16	26/30	0.030	0.760	0.520	13.210	182	271
04002-03-010	7	16	26/30	0.030	0.760	0.540	13.720	194	289
04002-04-010	8	16	26/30	0.030	0.760	0.575	14.610	218	324
04002-06-010	10	16	26/30	0.030	0.760	0.620	15.750	255	379
04002-08-010	12	16	26/30	0.030	0.760	0.660	16.760	296	441
04002-10-010	14	16	26/30	0.030	0.760	0.730	18.540	352	524
04002-12-010	16	16	26/30	0.030	0.760	0.740	18.800	383	570
04002-16-010	20	16	26/30	0.030	0.760	0.810	20.570	457	680
04002-20-010	24	16	26/30	0.030	0.760	0.925	23.500	563	838
04002-26-010	30	16	26/30	0.030	0.760	1.010	25.650	767	1141

Note: All dimensions are nominal and are subject to normal manufacturing tolerance.
Specifications are subject to change without prior notice.

Refer to CEC for Ampacity

Type SOOW 14AWG 600V

EPDM/CPE



SPECIFICATIONS

- CSA FT2
- CSA C22.2 No. 49
- UL Flexible Cord - UL62
- MSHA Approved
- RoHS Compliant

*Refer to CE Code for details

UL  FT2

CONSTRUCTION

Conductor: Annealed bare copper

Insulation: Colour coded, 90°C flexible Ethylene Propylene Diene Monomer (EPDM)

Outer Jacket: -40°C to +90°C, sunlight and weather resistant Chlorinated Polyethylene (CPE), black

Options: Other coloured outer jacket and constructions available upon request

14 AWG

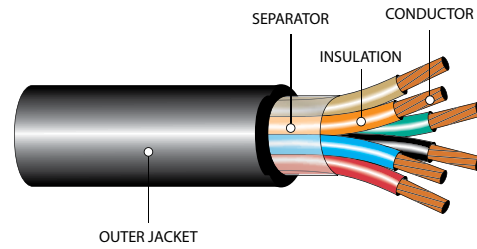
Part Number	No. of Conductors	AWG Size		Insulation Thickness		Approximate Diameter		Net Weight	
		Cond.	Stranding	in.	mm.	in.	mm.	LB/MFT	KG/KM
04003-01-010	5	14	41/30	0.045	1.140	0.645	16.260	269	400
04003-02-010	6	14	41/30	0.045	1.140	0.710	18.030	317	472
04003-03-010	7	14	41/30	0.045	1.140	0.755	19.180	347	516
04003-04-010	8	14	41/30	0.045	1.140	0.810	20.570	430	640
04003-06-010	10	14	41/30	0.045	1.140	0.875	22.230	427	635
04003-08-010	12	14	41/30	0.045	1.140	0.900	22.860	493	734
04003-10-010	14	14	41/30	0.045	1.140	1.000	25.400	601	894
04003-12-010	16	14	41/30	0.045	1.140	1.030	26.160	678	1009
04003-16-010	20	14	41/30	0.045	1.140	1.155	29.340	806	1199
04003-24-010	24	14	41/30	0.045	1.140	1.260	32.000	1003	1493
04003-26-010	30	14	41/30	0.045	1.140	1.335	33.970	1153	1716

Note: All dimensions are nominal and are subject to normal manufacturing tolerance.
Specifications are subject to change without prior notice.

Refer to CEC for Ampacity

Type SOOW 12AWG 600V

EPDM/CPE



SPECIFICATIONS

- CSA FT2
- CSA C22.2 No. 49
- UL Flexible Cord - UL62
- MSHA Approved
- RoHS Compliant

*Refer to CE Code for details

UL  FT2

CONSTRUCTION

Conductor: Annealed bare copper

Insulation: Colour coded, 90°C flexible Ethylene Propylene Diene Monomer (EPDM)

Outer Jacket: -40°C to +90°C, sunlight and weather resistant Chlorinated Polyethylene (CPE), black

Options: Other coloured outer jacket and constructions available upon request

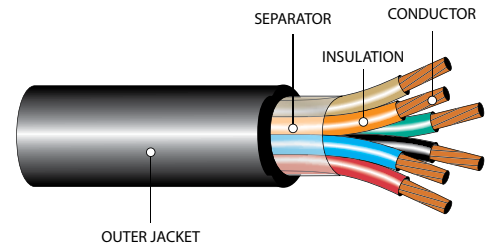
12 AWG

Part Number	No. of Conductors	AWG Size		Insulation Thickness		Approximate Diameter		Net Weight	
		Cond.	Stranding	in.	mm.	in.	mm.	LB/MFT	KG/KM
01010-11-077	3	12	65/30	0.045	1.140	0.600	15.240	250	372
04004-01-010	5	12	65/30	0.045	1.140	0.715	18.160	333	496
04004-02-010	6	12	65/30	0.045	1.140	0.740	18.800	412	613
04004-03-010	7	12	65/30	0.045	1.140	0.790	20.070	465	692
04004-04-010	8	12	65/30	0.045	1.140	0.825	20.960	526	783
04004-06-010	10	12	65/30	0.045	1.140	1.000	25.400	649	966
04004-08-010	12	12	65/30	0.045	1.140	1.010	25.650	669	996
04004-10-010	14	12	65/30	0.045	1.140	1.020	25.910	731	1088
04004-12-010	16	12	65/30	0.045	1.140	1.135	28.830	933	1388
04004-16-010	20	12	65/30	0.045	1.140	1.175	29.840	989	1472
04004-20-010	24	12	65/30	0.045	1.140	1.360	34.540	1273	1894
04004-26-010	30	12	65/30	0.045	1.140	1.455	36.960	1492	2220

Note: All dimensions are nominal and are subject to normal manufacturing tolerance. Specifications are subject to change without prior notice.

Refer to CEC for Ampacity

Type SOOW 10AWG - 2AWG 600V EPDM/CPE



SPECIFICATIONS

- CSA FT2
- CSA C22.2 No. 49
- UL Flexible Cord - UL62
- MSHA Approved
- RoHS Compliant

*Refer to CE Code for details

UL  FT2

CONSTRUCTION

Conductor: Annealed bare copper

Insulation: Colour coded, 90°C flexible Ethylene Propylene Diene Monomer (EPDM)

Outer Jacket: -40°C to +90°C, sunlight and weather resistant Chlorinated Polyethylene (CPE), black

Options: Other coloured outer jacket and constructions available upon request

10-2 AWG

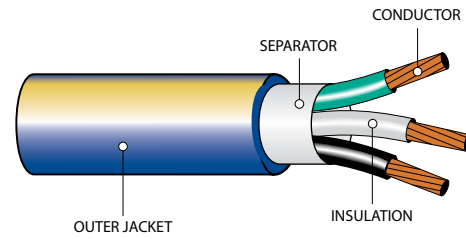
Part Number	No. of Conductors	AWG Size		Insulation Thickness		Approximate Diameter		Net Weight	
		Cond.	Stranding	in.	mm.	in.	mm.	LB/MFT	KG/KM
01010-14-077	3	10	104/30	0.045	1.140	0.660	16.760	320	476
04033-01-010	5	10	104/30	0.045	1.140	0.770	19.560	472	702
04033-02-010	6	10	104/30	0.045	1.140	0.875	22.230	565	841
04033-03-010	7	10	104/30	0.045	1.140	0.900	22.860	552	821
04033-04-010	8	10	104/30	0.045	1.140	0.935	23.750	682	1015
04033-07-010	10	10	104/30	0.045	1.140	1.020	25.910	758	1128
04033-08-010	12	10	104/30	0.045	1.140	1.070	27.180	871	1296
04033-12-010	16	10	104/30	0.045	1.140	1.230	31.240	1147	1707
04033-16-010	20	10	104/30	0.045	1.140	1.325	33.660	1445	2150
04034-01-010	5	8	133/29	0.060	1.520	1.030	26.160	700	1042
04034-05-010	5	6	133/27	0.060	1.520	1.200	30.480	1015	1510
04034-09-010	5	4	133/25	0.060	1.520	1.365	34.670	1419	2112
04034-13-010	5	2	133/23	0.060	1.520	1.580	40.130	2066	3074

Note: All dimensions are nominal and are subject to normal manufacturing tolerance.
Specifications are subject to change without prior notice.

Refer to CEC for Ampacity

Ultraflex -60°C Portable Cord (Bulk)

PVC/PVC



SPECIFICATIONS

- CSA FT2
- CSA C22.2 No. 49
- UL Flexible Cord - UL62
- RoHS Compliant

*Refer to CE Code for details

UL  FT2

CONSTRUCTION

Conductor: Stranded soft bare copper

Insulation: Lead free Polyvinyl Chloride (PVC), full extrusion (fillerless)

Outer Jacket: -60°C to 60°C flame-retardant (FR) Polyvinyl Chloride (PVC), blue with yellow stripe

Options: Other coloured outer jacket and constructions available upon request
Available in 76m, 152m, and 305m packages

SJTOW 300V

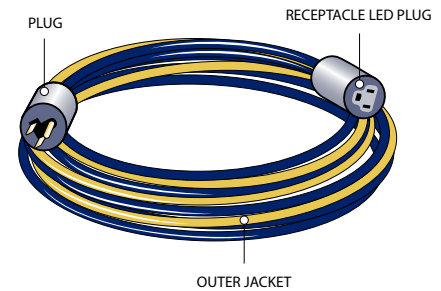
Part Number	No. of Conductors	AWG Size		Insulation Thickness		Approximate Diameter		Net Weight	
		Cond.	Stranding	in.	mm.	in.	mm.	LB/MFT	KG/KM
01004-08-047	3	14	41	0.030	0.762	0.375	9.525	85	127
01004-11-047	3	12	65	0.030	0.762	0.440	11.176	117	174
01031-05-047	3	14	41	0.045	1.143	0.538	13.665	137	204
01031-10-047	3	12	65	0.045	1.143	0.609	15.469	205	305
01031-15-047	4	10	104	0.045	1.143	0.745	18.923	345	513

Note: All dimensions are nominal and are subject to normal manufacturing tolerance.
Specifications are subject to change without prior notice.

Refer to CEC for Ampacity

Ultraflex -60°C Extension Cord Set
SJTOW 300V (with LED light)

PVC/PVC



SPECIFICATIONS

- CSA FT2
 - RoHS Compliant
- UL  FT2

CONSTRUCTION

- Conductor:** Stranded soft bare copper
- Insulation:** Lead free Polyvinyl Chloride (PVC), full extrusion (fillerless)
- Outer Jacket:** -60°C to 60°C, flame-retardant (FR) Polyvinyl Chloride (PVC), blue with yellow stripe
- Ends:** NEMA 5-15P and 5-15R molded ends
- Option:** Other coloured outer jackets, constructions and lengths available upon request

SINGLE LED

Part Number	No. of Conductors	AWG Size		Insulation Thickness		Approximate Diameter		Net Weight (LB/EA)	Lengths (ft)
		Cond.	Stranding	in.	mm.	in.	mm.		
01096-00-047	3	14	41	0.030	0.762	0.370	9.398	5.0	15
01096-01-047	3	14	41	0.030	0.762	0.370	9.398	8.3	25
01096-02-047	3	14	41	0.030	0.762	0.370	9.398	16.5	50
01096-03-047	3	14	41	0.030	0.762	0.370	9.398	33.0	100
01096-17-047	3	12	65	0.045	1.143	0.445	11.303	20.0	50
01096-18-047	3	12	65	0.045	1.143	0.445	11.303	40.0	100

TRI-TAP LED

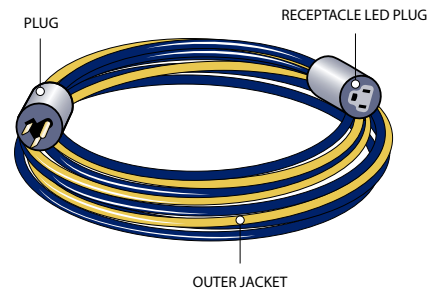
Part Number	No. of Conductors	AWG Size		Insulation Thickness		Approximate Diameter		Net Weight (LB/EA)	Lengths (ft)
		Cond.	Stranding	in.	mm.	in.	mm.		
01096-04-047-3-2FT	3	14	41	0.030	0.762	0.370	9.398	0.5	2
01096-02-047-3	3	14	41	0.030	0.762	0.370	9.398	16.8	50
01096-03-047-3	3	14	41	0.030	0.762	0.370	9.398	33.3	100
01096-17-047-3	3	12	65	0.030	0.762	0.445	11.303	20.3	50
01096-18-047-3	3	12	65	0.030	0.762	0.445	11.303	40.3	100

Note: All dimensions are nominal and are subject to normal manufacturing tolerance. Specifications are subject to change without prior notice.

Refer to CEC for Ampacity

Ultraflex -60°C Extension Cord Set STOW 600V (with LED light)

PVC/PVC



SPECIFICATIONS

- CSA FT2
 - RoHS Compliant
- UL  FT2

CONSTRUCTION

- Conductor:** Stranded soft bare copper
- Insulation:** Lead free Polyvinyl Chloride (PVC), full extrusion (fillerless)
- Outer Jacket:** -60°C to 60°C, flame-retardant (FR) Polyvinyl Chloride (PVC), blue with yellow stripe
- Ends:** NEMA 5-15P and 5-15R molded ends
- Option:** Other coloured outer jackets, constructions and lengths available upon request

SINGLE LED

Part Number	No. of Conductors	AWG Size		Insulation Thickness		Approximate Diameter		Net Weight (LB/EA)	Lengths (ft)
		Cond.	Stranding	in.	mm.	in.	mm.		
01096-22-047	3	12	65	0.045	1.143	0.609	15.469	32	50
01096-23-047	3	12	65	0.045	1.143	0.609	15.469	64	100

TRI-TAP LED

Part Number	No. of Conductors	AWG Size		Insulation Thickness		Approximate Diameter		Net Weight (LB/EA)	Lengths (ft)
		Cond.	Stranding	in.	mm.	in.	mm.		
01096-25-047-3-2FT	3	12	65	0.045	1.143	0.609	15.469	1	2
01096-22-047-3	3	12	65	0.045	1.143	0.609	15.469	32	50
01096-23-047-3	3	12	65	0.045	1.143	0.609	15.469	64	100

Note: All dimensions are nominal and are subject to normal manufacturing tolerance.
Specifications are subject to change without prior notice.

Refer to CEC for Ampacity

**SDN -55°C (Small Diameter Neoprene)
Flexible Control Cable 600V**

Polymer Nylon/Neoprene

SPECIFICATIONS

- CSA FT4
- Class 1 or 2, Division 2
- CSA Tray Cable (TC) Approved
- OSHA Acceptable

*Refer to CE Code for details



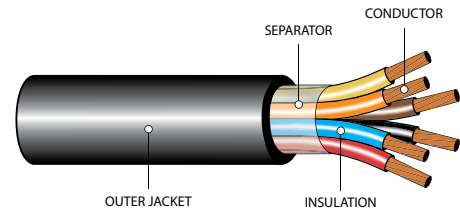
CONSTRUCTION

Conductor: Soft bare annealed copper

Insulation: High dielectric flame-retardant (FR) polymer with nylon jacket

Outer Jacket: -55°C to +90°C dry and 75°C wet, heavy duty flame and oil resistant arctic grade Neoprene, black

Option: Other coloured outer jacket and constructions available upon request



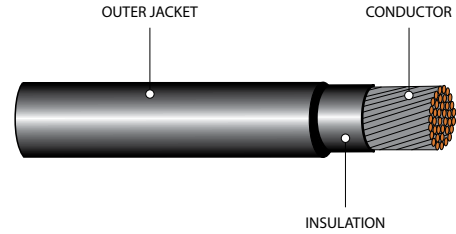
Part Number	No. of Conductors	AWG Size		Insulation Thickness		Approximate Diameter		Net Weight	
		Cond.	Stranding	in.	mm.	in.	mm.	LB/MFT	KG/KM
12503-03-010	3	18	16	0.015	0.381	0.285	7.239	50	74
12503-04-010	4	18	16	0.015	0.381	0.315	8.001	60	89
12503-05-010	5	18	16	0.015	0.381	0.335	8.509	71	106
12503-06-010	6	18	16	0.015	0.381	0.365	9.271	83	124
12503-08-010	8	18	16	0.015	0.381	0.420	10.668	109	162
12503-10-010	10	18	16	0.015	0.381	0.455	11.557	126	188
12503-12-010	12	18	16	0.015	0.381	0.470	11.938	142	211
12503-16-010	16	18	16	0.015	0.381	0.515	13.081	175	260
12503-19-010	19	18	16	0.015	0.381	0.590	14.986	240	357
12503-37-010	37	18	16	0.015	0.381	0.775	19.685	386	574
12504-04-010	4	16	19	0.015	0.381	0.335	8.509	77	115
12504-05-010	5	16	19	0.015	0.381	0.360	9.144	92	137
12504-06-010	6	16	19	0.015	0.381	0.390	9.906	107	159
12504-07-010	7	16	19	0.015	0.381	0.415	10.541	123	183
12504-08-010	8	16	19	0.015	0.381	0.450	11.430	137	204
12504-10-010	10	16	19	0.015	0.381	0.490	12.446	165	246
12504-12-010	12	16	19	0.015	0.381	0.500	12.700	188	280
12504-16-010	16	16	19	0.015	0.381	0.590	14.986	258	384
12504-19-010	19	16	19	0.015	0.381	0.630	16.002	296	441
12504-24-010	24	16	19	0.015	0.381	0.715	18.161	367	546
12504-30-010	30	16	19	0.015	0.381	0.750	19.050	432	643
12504-37-010	37	16	19	0.015	0.381	0.870	22.098	556	827
12505-04-010	4	14	19	0.015	0.381	0.375	9.525	104	155
12505-05-010	5	14	19	0.015	0.381	0.410	10.414	127	189
12505-06-010	6	14	19	0.015	0.381	0.440	11.176	147	219
12505-08-010	8	14	19	0.015	0.381	0.510	12.954	200	298
12505-10-010	10	14	19	0.015	0.381	0.590	14.986	246	366
12505-12-010	12	14	19	0.015	0.381	0.605	15.367	290	432
12505-16-010	16	14	19	0.015	0.381	0.665	16.891	354	527
12505-24-010	24	14	19	0.015	0.381	0.820	20.828	510	759
12505-37-010	37	14	19	0.015	0.381	0.990	25.146	785	1168

Note: All dimensions are nominal and are subject to normal manufacturing tolerance. Specifications are subject to change without prior notice.

Refer to CEC for Ampacity

DLO (Diesel Locomotive Cable) 2000V

EPR/CPE



SPECIFICATIONS

- CSA FT1 & FT4
- CSA C22.2 No. 38
- National Electrical Code (NEC)
- ICEA S-95-658/ NEMA WC70
- CSA Tray Cable (TC) Approved 1/0AWG and Larger
- RoHS Compliant
- UL 2556 VW-1

*Refer to CE Code for details



CONSTRUCTION

Conductor: Stranded tinned annealed flexible copper

Insulation: Ethylene Propylene Rubber (EPR)

Outer Jacket: -40°C to +90°C wet or dry, lead free Chlorinated Polyethylene (CPE)

Options: Other coloured outer jacket and constructions available upon request

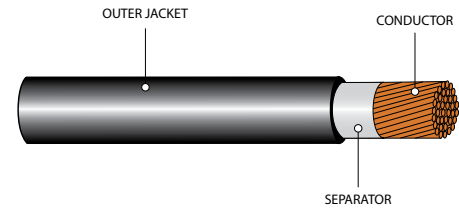
Part Number	AWG Size		Conductor Diameter		Insulation Thickness		Approximate Diameter		Net Weight	
	Cond.	Stranding	in.	mm	in.	mm	in.	mm	LB/MFT	KG/KM
17010-03-013	14	19/0147	0.070	1.8	0.045	1.1	0.20	5.1	30	45
17010-04-013	12	19/0185	0.088	2.2	0.045	1.1	0.22	5.6	39	58
17010-05-013	10	27/24	0.117	3.0	0.045	1.1	0.25	6.4	56	83
17010-06-014	8	37/24	0.144	3.7	0.045	1.4	0.33	8.3	87	130
17010-07-014	6	61/24	0.190	4.8	0.060	1.5	0.38	9.7	131	195
17010-08-014	4	105/24	0.262	6.7	0.060	1.5	0.46	11.7	202	301
17010-09-014	2	158/24	0.315	8.0	0.060	1.5	0.51	13.0	285	424
17010-10-014-2	1	224/24	0.375	9.5	0.080	2.0	0.64	16.3	417	621
17010-10-014	1/0	280/24	0.435	11.0	0.080	2.0	0.70	17.8	494	735
17010-11-014	2/0	329/24	0.465	11.8	0.080	2.0	0.73	18.5	587	874
17010-12-014	3/0	456/24	0.535	13.6	0.080	2.0	0.80	20.3	718	1068
17010-13-014	4/0	551/24	0.581	14.8	0.080	2.0	0.4	21.3	845	1257
17010-15-014	262.6	650/24	0.617	15.7	0.090	2.3	0.94	23.9	1050	1562
17010-18-014	313.3	777/24	0.671	17.0	0.090	2.3	1.00	25.3	1195	1778
17010-19-014	373.7	925/24	0.735	18.7	0.090	2.3	1.06	26.9	1384	2059
17010-20-014	444.4	1110/24	0.786	20.0	0.090	2.3	1.11	28.2	1634	2431
17010-22-014	535.3	1332/24	0.877	22.3	0.090	2.3	1.20	30.5	1925	2864
17010-23-014	646.4	1609/24	0.960	24.4	0.090	2.3	1.29	32.8	2307	3433
17010-24-014	777.7	1924/24	1.054	26.8	0.090	2.3	1.38	35.1	2728	4059
17010-26-014	929.9	2318/24	1.230	31.2	0.090	2.3	1.56	39.6	3570	5312
17010-28-014	1111.1	2745/24	1.328	33.7	0.115	2.9	1.77	44.9	4232	6297

Note: All dimensions are nominal and are subject to normal manufacturing tolerance. Specifications are subject to change without prior notice.

Refer to CEC for Ampacity

Welding Cable Class K 600V

EPDM



SPECIFICATIONS

- RoHS Compliant

CONSTRUCTION

Conductor: Stranded bare annealed copper - class K

Outer Jacket: -40°C to +90°C, premium-grade Ethylene Propylene Diene Monomer (EPDM), black

Voltage: 600V intermittent

Option: Other coloured outer jacket and constructions available upon request

30 AWG

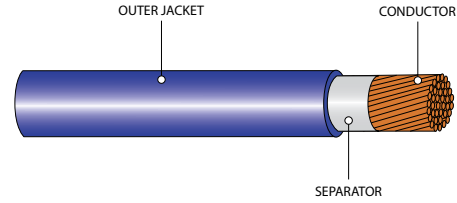
Part Number	AWG Size		Approximate Diameter		Net Weight	
	Cond.	Stranding	in.	mm.	LB/MFT	KG/KM
08005-02-010	6	259/30	0.380	9.65	135	201
08005-03-010	4	374/30	0.400	10.16	172	256
08005-05-010	2	625/30	0.465	11.81	260	387
08005-06-010	1	778/30	0.495	12.57	317	472
08005-07-010	1/0	990/30	0.560	14.22	400	595
08005-08-010	2/0	1248/30	0.615	15.62	487	725
08005-09-010	3/0	1586/30	0.670	17.02	605	900
08005-10-010	4/0	2054/30	0.750	19.05	827	1231
08050-11-010	250	2496/30	0.830	21.08	976	1452
08005-12-010	350	3432/30	0.960	24.38	1338	1991
08005-13-010	500	5054/30	1.200	30.48	1995	2969

Note: All dimensions are nominal and are subject to normal manufacturing tolerance.
Specifications are subject to change without prior notice

Refer to CEC for Ampacity

Ultraflex Welding Cable Class M 600V

EPDM



SPECIFICATIONS

- RoHS Compliant

CONSTRUCTION

Conductor: Stranded bare annealed copper - class M

Outer Jacket: -50°C to +105°C, high grade Ethylene Propylene Diene Monomer (EPDM), blue

Voltage: 600V intermittent

Option: Other coloured outer jacket and constructions available upon request

34 AWG

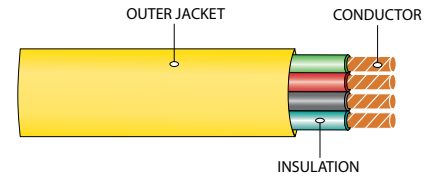
Part Number	AWG Size		Approximate Diameter		Net Weight	
	Cond.	Stranding	in.	mm.	LB/MFT	KG/KM
08030-03-040	4	1064/34	0.439	11.15	220	327
08030-05-040	2	1672/34	0.511	12.98	286	426
08030-06-040	1	2109/34	0.556	14.12	350	521
08030-07-040	1/0	2646/34	0.580	14.73	432	643
08030-08-040	2/0	3330/34	0.660	16.76	550	818

Note: All dimensions are nominal and are subject to normal manufacturing tolerance.
Specifications are subject to change without prior notice.

Refer to CEC for Ampacity

Thermoplastic Extreme Flexing Festoon Cable 600V Flat

PVC/PVC



SPECIFICATIONS

- CSA FT1
- OSHA Acceptable

*Refer to CE Code for details



CONSTRUCTION

Conductor: Rope bare copper

Insulation: Colour coded, flame-retardant (FR) Polyvinyl Chloride (PVC)

Ground (Bonding) Conductor: Green conductor for grounding only

Outer Jacket: -40°C to +105°C, sunlight resistant Polyvinyl Chloride (PVC), yellow

Options: Other coloured outer jacket and constructions available upon request
Fitted connectors available upon request

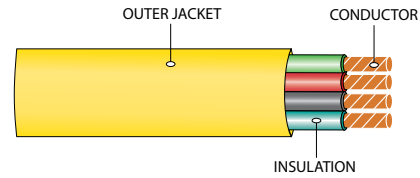
Part Number	No. of Conductors	AWG Size		Insulation Thickness		Approximate Diameter		Net Weight	
		Cond.	Stranding	in.	mm.	in.	mm.	LB/MFT	KG/KM
27000-08-070G	8	16	65/34	0.030	0.760	0.200 x 1.110	5.10 x 28.20	173	257
27000-12-070G	12	16	65/34	0.030	0.760	0.200 x 1.605	5.10 x 40.77	253	377
27005-04-070G	4	14	41/30	0.030	0.760	0.210 x 0.710	5.33 x 18.54	116	173
27005-08-070G	8	14	41/30	0.030	0.760	0.210 x 1.175	5.33 x 29.85	224	333
27005-12-070G	12	14	41/30	0.030	0.760	0.210 x 1.700	5.33 x 43.18	330	491

Note: All dimensions are nominal and are subject to normal manufacturing tolerance.
Specifications are subject to change without prior notice

Refer to CEC for Ampacity

Thermoplastic Extreme Flexing Festoon Cable 600V Flat

PVC/PVC



SPECIFICATIONS

- CSA FT1
- OSHA Acceptable

*Refer to CE Code for details



CONSTRUCTION

Conductor: Rope bare copper

Insulation: Colour coded, flame-retardant (FR) Polyvinyl Chloride (PVC)

Ground (Bonding) Conductor: Green conductor for grounding only

Outer Jacket: -40°C to +105°C, sunlight resistant Polyvinyl Chloride (PVC), yellow

Options: Other coloured outer jacket and constructions available upon request
Fitted connectors available upon request

Part Number	No. of Conductors	AWG Size		Insulation Thickness		Approximate Diameter		Net Weight	
		Cond.	Stranding	in.	mm.	in.	mm.	LB/MFT	KG/KM
27010-04-070G	4	12	65/30	0.030	0.760	0.230 x 0.710	5.84 x 18.54	160	238
27010-07-070G	7	12	65/30	0.030	0.760	0.230 x 1.340	5.84 x 34.04	271	403
27010-08-070G	8	12	65/30	0.030	0.760	0.230 x 1.650	5.84 x 41.94	307	457
27015-04-070G	4	10	105/30	0.030	0.760	0.270 x 0.880	6.86 x 22.35	241	359
27020-04-070G	4	8	168/30	0.045	1.14	0.365 x 1.190	9.27 x 30.23	405	603
27025-04-070G	4	6	266/30	0.060	1.52	0.430 x 1.450	10.92 x 36.83	612	911
27030-04-070G	4	4	420/30	0.060	1.52	0.490 x 1.690	12.45 x 42.93	750	1116
27040-04-070G	4	2	665/30	0.060	1.52	0.560 x 1.955	14.23 x 49.66	1273	1894

Note: All dimensions are nominal and are subject to normal manufacturing tolerance.
Specifications are subject to change without prior notice

Refer to CEC for Ampacity

AWG to Metric Conversion Chart

AWG	mm ²	AWG	mm ²	AWG	mm ²	AWG	mm ²
28	0.08	14	2.08	2	33.63	300	152.01
26	0.13	12	3.31	1	42.41	350	177.35
24	0.20	10	5.26	1/0	53.51	400	202.68
22	0.32	8	8.37	2/0	67.44	500	253.35
20	0.52	6	13.30	3/0	85.03	600	304.02
18	0.82	4	21.15	4/0	107.22	750	380.03
16	1.31	3	26.66	250	126.68	1000	506.71

Length Conversions

From	To	Multiply By	From	To	Multiply By
Kilometers	Miles	0.06214	Miles	Kilometers	1.6093
Meters	Feet	3.2808	Yards	Meters	0.9144
Meters	Inches	39.3701	Feet	Meters	0.3048
Meters	Yards	1.0936	Feet	Centimeters	30.48
Centimeters	Inches	0.3937	Inches	Meters	0.0254
Centimeters	Feet	0.03281	Inches	Centimeters	2.54
Millimeters	Inches	0.03937	Inches	Millimeters	25.4
Millimeters	Mils	39.3701	Inches	Mils	1000.0
Mils	Inches	0.001	Mils	Millimeters	0.0254

Mass Conversions

From	To	Multiply By	From	To	Multiply By
Kilograms	Pounds	2.205	Pounds	Kilograms	0.4535
Kilograms	Short Tons	0.0011	Short Tons	Kilograms	907.1848
Grams	Grains	15.4323	Grains	Grams	0.0647
Grams	Ounces	0.0352	Ounces	Grams	28.3495

Length & Mass Conversions

From	To	Multiply By
KG/KM	LBS/MFT	0.6719
LBS/MFT	KG/KM	1.488

Temperature Conversions

From	To	Multiply By
Celsius	Fahrenheit	(°C x 9/5) + 32
Fahrenheit	Celsius	(°F - 32) x 5/9

INDUSTRIES WE SERVE



AGRICULTURE



COMMERCIAL



COMMUNICATION



FORESTRY, PULP & PAPER



FOOD & BEVERAGE



HOSPITAL




INSTITUTION



LNG



MINING



OEM



OIL & GAS



RENEWABLE ENERGY



RESIDENTIAL



UTILITIES



TRANSPORTATION



WATER TREATMENT PLANT

CABLE MANAGEMENT PROGRAM

CUSTOM TAGGING

We offer custom reel tags with project specific item identifiers and details, easing material management. Options include weather-proof, colour-coded stainless steel, printed RFID, or project specific templates.

SPECIALIZED PACKAGING

We can custom pack orders according to almost any specifications. Whether it's specified reel sizes, bug-free reels, or shrink wrapped pallets, we make sure it's packed right.

LOCAL AND INTERNATIONAL LOGISTICAL EXPERIENCE

Our team ensures your shipping standards, including custom packaging, are monitored, and met while keeping your project schedule in mind.

LAGGING

For long-distance transit, including export, bad weather, and rough terrain, we use wood covers or other suitable durable packaging to protect the reels.

When others can't, TEXCAN

WIRE & CABLE SPECIALISTS SINCE 1978

Building Wire

- AC90 Armoured Cables
- Fire Alarm Cables
- ACWU Armoured Cables
- NMD90/NMWU90 Cables
- Solid/Stranded Bare Copper
- RA90/Armoured Cables CU/AL
- SIMpull Solutions®
- RW90/RWU 90 CU / AL
- T90 CU/TW75/TWH/TWU
- LVT
- Grounding Cables

Control Cables

- Multi-conductor
 - Armoured/Unarmoured
- Portable Control Cables
- Shielded Control Cables
- Custom Bundling/Armouring

Communication

- Computer Cables
- Inside/Outside Plant Wires
- Telephone Cables
- Plenum Cables
- Direct Burial

Data Cables

- Category 5E, 6, 6A, 7 Rated Cables
- Co-Axial/Twin-Axial Cables
- Ethernet Cables
- Network Cables
- Patch Cords (Copper/Fiber Optic)
- Armoured Data Cables

Electronic Cables

- Armoured Cables
- Audio/Visual Cables
- Broadcast Cables
- Low Capacitance Wires
- Plenum Wires
- Precision Video Wires
- Industrial Automation Cables
- Belden® Classics & NewGen

Fiber Optic Cables

- SM/MM
- Loose Tube, Tight Buffer
- Indoor/Outdoor/Riser/ADSS
- Armoured/Non-Armoured
- Hybrid Fiber
- Specialty XPRLTM/RLTM

Instrumentation

- Armoured/Unarmoured
 - Interlocked Steel/Aluminum
- Multiconductor/Pairs/Triads
 - Duplex, Triplex, Quadruplex
- Shielded/Unshielded
- Thermocouple Wires

Marine Cables

- Boat Cables
- Shipboard Cables
- Offshore Rig/Marine Cables

Mining Cables

- Blasting Wires
- Mine Power Feeder Cables
- Portable Power Cables
 - Type W, G, GGC, SHDGC (2KV to 35 KV)
- Trailing Cables
- Cable Assemblies
- Vertical Riser Cables
- Reeling Cables
- DLO (Diesel Locomotive Cables)

Portable Cords

- High Temperature Cables
- Ultraflex™ Low Temperature Cords
- Ultraflex™ Extension Cords
- Retractable Cords
- Type: SJQOW, SOOW, SJTOW, STOW
- Welding Cables
- Stage Lighting
- Landscape Lighting
- Multiconductor

Power Cables

- ACSR/AAC Linewire
- High Voltage Power Cables
- TECK 90 HL Cables (600V-35KV)
- Overhead Service (NS75 / NS90)
 - Duplex, Triplex, Quadruplex
- Underground Service
 - USE1, USEB
- Variable Frequency Drive (VFD) Cables

- Tray Cables
 - Power and Control
- Underground Distribution
- Airport Lighting Cables
- Utility Hydro Cables
- Airguard™

Specialty Products & Cords

- 2HR Fire Rated VITALink® Fire Resistant
- Traffic Signal Cables CLMTO/IMSA
- Coil Lead Wires
- European Cables (CE & VDE approved)
- Teflon® Insulated Wires
- SIS Switchboard Wires
- TEW Equipment Wires
- Small Diameter Flexible Control (SDN)
- Low Smoke Zero Halogen Cables
- TR64
- Extra Flexible Portable Cables
- Parallel Conductor Cords
- Trailer Cables
- Battery Cables
- Pendant Cables/Festoon
- Mil Spec Hookup Wires
- Tracer Wires
- Automotive Cables

Additional Services & Accessories

Tools & Equipment

- Material Handling & Storage
- Cable Pulling & Fishing

Power Management

- Extension Cords
- Temporary Power Distribution

Lighting

- Area Lights
- String Lights
- Temporary Overhead Lighting

Connectors

- Armoured Cable Connectors
- Explosion-proof Connectors
- Strain Reliefs Metal & Nylon
- Tray Cable Connectors

Accessories

- Heat Trace cables & accessories
- Hardware, Lugs, Cable Ties
- 3M Accessories
 - Cold Shrink Splices and Terminations
 - Heat Shrink Splices and Terminations
- 3M Accessories
- High Voltage Termination Kit
- Split Loom

Value Added Services

- Custom-Built Cables
- Cable Management Program
- Specialized Technical Assistance
- 24/7 Emergency Shipping Service
- International Export Services
- Custom Cables/Printing/Cutting
- Paralleling/Lagging/Tagging
- Bundling/Armouring
- Bar Coding and Inventory Tracking
- State-of-the-Art Distribution Centre

Visit our website at Texcan.com and social media @[TexcanCanada](https://www.instagram.com/TEXCANCanada)

VANCOUVER

1-800-665-1025
10449 120th St. Surrey, BC

MAJOR PROJECTS GROUP

1-888-818-9473
10449 120th St. Surrey, BC

EDMONTON

1-800-252-7545
11330 189 St. NW. Edmonton, AB

CALGARY

1-855-717-3900
#105-10710 25th St. NE. Calgary, AB

SASKATOON

1-855-385-3800
3403 Faithfull Ave. Saskatoon, SK

WINNIPEG

1-800-665-2491
25 Meridian Dr. Winnipeg, MB