


TEXCAN

A Sonepar Company



AUTOMOTIVE & INDUSTRIAL CABLE CATALOGUE

WHY CHOOSE TEXCAN?

Our expertise lies in providing solutions tailored to each customer's individual needs. Texcan has been a leader in the wire and cable industry since 1978, consistently going above and beyond to serve our customers. As one of the largest wire and cable suppliers in Canada, Texcan specializes in serving the electrical market and offers an extensive range of products and specialized services.

LOCAL INVENTORY WHAT YOU WANT, WHEN YOU NEED IT!

Texcan takes pride in our extensive inventory, offering a diverse selection of wire and cable options to meet customers' specific requirements. We prioritize convenience, ensuring that our customers have easy access to the products they need, when they need them.

LOCAL EXPERTISE WITH A GLOBAL PRESENCE

Texcan is a proud member of the Sonepar Group. Founded in 1969, the Sonepar Group of companies is an independent family-owned company and global market leader in B to B distribution of electrical products, solutions, and related services.

PRODUCT SOURCING

Texcan's preferred partners are selected based on their reputation for excellence, reliability, and expertise in their respective fields. These partnerships are built on mutual trust, shared values, and a commitment to delivering exceptional customer experiences. By collaborating with industry-leading manufacturers and suppliers, Texcan ensures that it consistently offers outstanding products and solutions to its diverse customer base.



LIVE 24/7, 365 DAY EMERGENCY SUPPORT

Texcan recognizes the crucial importance of continuous, year-round operations. We understand that during emergencies, disruptions can pose significant risks and expenses. That's why we are fully committed to delivering prompt assistance whenever it is required. Our dedicated team is available 24/7 to provide live help, ensuring that your operations can swiftly resume without any unnecessary delays. To access our live assistance, simply call our toll-free number, 1.800.665.1025.

We are ready to provide the support you need, anytime, anywhere.



ENGINEERING SUPPORT

By choosing Texcan, you gain access to our dedicated in-house engineering and product management team, along with manufacturer support for your project. The sooner you engage us, the greater the value we can provide.

When you collaborate with us, we can assist in reviewing your bill of materials, ensuring accuracy and efficiency. Our team specializes in streamlining cabling specifications, optimizing designs, and technical compliance throughout the project lifecycle. Our expertise allows us to streamline processes and enhance overall project efficiency.

TABLE OF CONTENTS

	Page No.
Automotive & Industrial Cables & Accessories	4
Ultraflex Trailer Cable	5-6
Equipment Wire	7
Primary Wire	8
	9
	10
	11
Battery Cable	12
	13
	13
Ultraflex Brake Light Cable	14
Ultraflex Speaker Wire	15
Welding Cable	16
Portable Cord SJOOW	17
Portable Cord SOOW	18
Portable Cord Multiconductor SOOW	19
Ultraflex -60°C Portable Cord (Bulk)	20
	20
Ultraflex Extension Cord Set	21
	22
SDN Flexible Control Cable	23
Ultraflex Split Loom	24
Cable Ties	25
Single Wall Heat Shrink Tube	26
Dual Wall Heat Shrink Tubing	27
Trailer Wiring Diagram	28
Suggested Minimum Copper Welding Cable Size	29
Colour Code Charts	30

To Place an Order - For many of the products in the catalogue, you will find everything that you need to place an order. Should you need any assistance or require special orders, please contact your sales representative. A complete list of our sales offices can be found on the back cover of this catalogue.

Introduction

Texcan offers a wide range of industrial and automotive wire and cable products for our customers in various sectors including trucking OEM (original equipment manufacturers), fleet maintenance, aftermarket automotive retailers, welding and fabricators, industrial distributors and oil field services. We have solutions for semi-tractors and trailers, passenger cars, buses, industrial vehicles, recreational and utility vehicles, and agricultural or industrial equipment and machinery.

Applications

Texcan's industrial products are used in onsite and portable applications such as industrial power generation, remote control, and machinery or equipment. We stock a diverse range of cables including portable cord SOOW, portable cord multiconductors and SDN control cable. The -60°C Ultraflex portable cord and cord sets are built in Canada and specifically designed to withstand our extreme cold weather. The cable is also flexible and fillerless (fully extruded) resulting in superior performance.

In addition, we provide electrical wire and cable products for the commercial or recreational vehicle and trucking industries. Trailer cables, split looms, primary wires (such as GXL, TXL and SXL), and brake light cables are some of the products we carry. A wide selection of shrink tube is available in single wall or dual wall options for vehicle repair and installations. Many of our products are also used in vehicle electrical systems and truck body manufacturing.



Specifications

- CSA FT1
- CSA FT2
- UL
- SAE J2394 Type F or S for ABS
- SAE J1494
- Meets SAE J1127
- SAE J1128
- Chrysler MS-3450
- Ford ESB-M1L56-A
- RoHS (Restrictions of Hazardous Substances) Compliant
- MIL-DTL-23053/5, Class 1 & 2
- MIL-DTL-23053/4, Class 3

CAUTION NOTICE

In case of fire, well maintained early warning smoke detectors will give an alarm long before non-metallic coverings become combustible. However, the Electrical and Electronic Manufacturers Association of Canada has suggested that all purchasers of PVC insulated / jacketed products be advised of the following:

- Non-metallic coverings of electrical cables can burn and may transmit fire when ignited.
- Burning non-metallic coverings may emit acid gases which are toxic and may generate dense smoke.
- Emission of acid gases may corrode metal in the vicinity e.g. sensitive instruments and reinforcing rods in cement.

The installer and/or user assumes all liability for the consequences of the installation and/or use of any of the products in violation of any applicable law, regulation, or code.

Ultraflex Trailer Cable



SPECIFICATION

- SAE J1128

CONSTRUCTION

- Conductor:** Stranded bare copper conductors
- Insulation:** Polyvinyl Chloride (PVC)
- Outer Jacket:** Flame-retardant, moisture and sunlight resistant PVC, black
- Temperature:** -65°C to 80°C
- Voltage:** 50V
- Option:** Other coloured outer jacket and constructions available upon request

COMMERCIAL

Part Number	Conductor			Approx. Insulation Thickness (in.)	Approx. Jacket Thickness (in.)	Approx. Diameter (in.)	Approx Weight (LB/MFT)	Package Qty			Colour Code ¹
	No.	AWG Size	Stranding					76m (250ft.)	152m (500ft.)	305m (1,000ft.)	
01121-714AM	1	14	41	0.025	0.032	0.191	80	◆	◆	◆	Black
01121-724AM	2	14	41	0.025	0.050	0.368	140	◆	◆	◆	Black, White
01121-734A5	3	14	41	0.025	0.050	0.368	235	◆	◆	◆	Black, White, Red
01121-744A5	4	14	41	0.025	0.050	0.422	312	◆	◆	◆	Red, Brown, Green, White
04121-764A5*	6	14	41	0.025	0.050	0.496	384	◆	◆	◆	Red, Green, Brown, Black, Yellow, White
04121-774A5**	7	14	41	0.025	0.075	0.546	397	◆	◆	◆	Red, Yellow, Black, White, Brown, Green Blue

COMMERCIAL COMPOSITE

Part Number	Conductor			Approx. Insulation Thickness (in.)	Approx. Jacket Thickness (in.)	Approx. Diameter (in.)	Approx Weight (LB/MFT)	Package Qty			Colour Code ¹
	No.	AWG Size	Stranding					76m (250ft.)	152m (500ft.)	305m (1,000ft.)	
04121-75412bmax*	5	14	41	0.020	0.050	0.485	432	◆	◆		Red, Green, Brown, Black, Yellow
	1	12	65	0.020							White
04121-75422a5**	5	14	41	0.025	0.080	0.555	493	◆	◆		Yellow, Black, Brown, Green, Blue
	2	12	65	0.020							Red, White
04122-03-002**	5	12	59	0.020	0.079	0.607	696	◆	◆		Yellow, Black, Brown, Green, Blue
	2	10	94	0.018							Red, White

* 6 Pole Tractor Trailer

** 7 Pole Tractor Trailer

Note: All dimensions are nominal and are subject to normal manufacturing tolerance. Specifications are subject to change without prior notice

1. See page 26 for detailed Trailer Wiring Diagram

Ultraflex Trailer Cable

Commercial ABS



SPECIFICATIONS

Meets SAE J2394
Type F or S for ABS

CONSTRUCTION

- Conductor:** Stranded bare copper conductors
- Insulation:** Polyvinyl Chloride (PVC), Non-poly filled
- Outer Jacket:** Flame-retardant, moisture and sunlight resistant PVC, green
- Temperature:** -65°C to 60°C
- Voltage:** 50V
- Option:** Other coloured outer jacket and constructions available upon request

Part Number	Conductor			Approx. Insulation Thickness (in.)	Approx. Jacket Thickness (in.)	Approx. Diameter (in.)	Approx Weight (LB/ MFT)	Package Qty			Colour Code ¹
	No.	AWG Size	Stranding					76m (250ft.)	152m (500ft.)	305m (1,000ft.)	
04122-03-050	4	12	65	0.020	0.060	0.626	815	◆	◆		Brown, Green, Yellow, Black
	2	10	104	0.024							Red, Blue
	1	8	168	0.020							White

Ultraflex Trailer Cable

Non-Commercial



SPECIFICATION

- SAE J1128

CONSTRUCTION

- Conductor:** Stranded bare copper conductors
- Insulation:** Polyvinyl Chloride (PVC)
- Outer Jacket:** Flame-retardant, moisture and sunlight resistant PVC, black
- Temperature:** -65°C to 80°C
- Voltage:** 50V
- Option:** Other coloured outer jacket and constructions available upon request

Part Number	Conductor			Approx. Insulation Thickness (in.)	Approx. Jacket Thickness (in.)	Approx. Diameter (in.)	Approx Weight (LB/ MFT)	Package Qty			Colour Code ¹
	No.	AWG Size	Stranding					76m (250ft.)	152m (500ft.)	305m (1,000ft.)	
01121-744BMAX*	4	14	41	0.025	0.050	0.422	312	◆	◆		Yellow, Brown, Green, White
04121-754HT	5	14	41	0.030	0.045	0.448	264	◆	◆		Brown, White, Yellow, Red, Green
04121-03-002**	4	14	41	0.025	0.056	0.544	704	◆	◆	◆	Red, Yellow, Green, Brown
	1	12	59	0.025							Blue
	2	10	94	0.025							Black, White

* 4 Pole Utility Trailer
** 7 Pole RV Trailer

Note: All dimensions are nominal and are subject to normal manufacturing tolerance.
Specifications are subject to change without prior notice

¹ See page 26 for detailed Trailer Wiring Diagram

Equipment Wire TEW



SPECIFICATIONS

SP VW-1

UL1015

APPLICATIONS

Electrical and
Electronic Equipment

CONSTRUCTION

Conductor: Stranded bare copper conductors

Insulation: Polyvinyl Chloride (PVC)

Available Colours: Black, white, red, green, yellow, blue, brown, orange, gray, and violet

Temperature: -30°C to 105°C

Voltage: 600V

Option: Custom striping are available upon request

Tinned copper conductors available upon request

Other AWG sizes available upon request

Basic Part Number	Conductor		Approx. Insulation Thickness (in.)	Approx. Diameter (in.)	Volt	Approx Weight (LB/MFT)	Part # Colour Code									
	AWG Size	Stranding					010	020	030	040	050	060	070	080	090	100
10002-02	22	7/30	0.030	0.092	600	6	Black	010	Yellow	070						
10005-03	20	10/30	0.030	0.100	600	7	White	020	Brown	080						
10005-04	18	16/30	0.030	0.109	600	10	Red	030	Grey	090						
10005-05	16	26/30	0.030	0.121	600	14	Blue	040	Purple	100						
10005-06	14	41/30	0.030	0.136	600	19	Green	050	Pink	120						
10005-07	12	65/30	0.030	0.156	600	27	Orange	060	Lt. Blue	140						
10005-08	10	104/30	0.030	0.181	600	43										
10005-10	8	165/30	0.030	0.243	600	68										

Note: All dimensions are nominal and are subject to normal manufacturing tolerance.
Specifications are subject to change without prior notice

Primary Wire GPT

Lead Free PVC



SPECIFICATIONS

- Meets S.A.E. J1128
- Chrysler MS-3450
- Ford ESB-M1L56-A

APPLICATIONS

- General Purpose Wire
- Surface Vehicle Electrical Systems

CONSTRUCTION

Conductor: Stranded bare copper conductors

Insulation: Lead Free Polyvinyl Chloride (PVC)

Temperature: -40°C to 85°C

Voltage: 30V

Feature: Resistant to oil, flame and abrasion

Options: High temperature wire is available
Tinned copper conductors available
Other solid coloured and stripped outer jacket available upon request

Basic Part Number	Conductor		Approx. Insulation Thickness (in.)	Approx. Diameter (in.)	Approx Weight (LB/MFT)	Part # Colour Code			
	AWG Size	Stranding							
20012-05	18	16/30	0.023	0.092	7	Black	010	Yellow	070
20012-06	16	19/29	0.023	0.103	10	White	020	Brown	080
20012-07	14	19/27	0.023	0.117	16	Red	030	Grey	090
20012-08	12	19/25	0.026	0.142	24	Blue	040	Purple	100
						Green	050	Lt. Blue	140
						Orange	060		

Add colour code to the basic part number
e.g. 20012-08-010 is a 12AWG black GPT

*Note: All dimensions are nominal and are subject to normal manufacturing tolerance.
Specifications are subject to change without prior notice*

Primary Wire TXL



SPECIFICATIONS

- Meets S.A.E. J1128
- Chrysler MS-8288
- Ford ESB-M1L123-A

APPLICATIONS

- General Purpose Wire
- Surface Vehicle Electrical Systems

CONSTRUCTION

Conductor: Stranded bare copper conductors

Insulation: Cross-linked polyolefin

Temperature: -40°C to 125°C

Voltage: 30V

Feature: Automotive applications where small diameter and minimal weight is desirable
Ideal where higher heat resistance is required

Options: Other coloured outer jacket and constructions available upon request
Stripe, print, respool or drum pack to your specifications

Basic Part Number	Conductor		Approx. Insulation Thickness (in.)	Approx. Diameter (in.)	Approx Weight (LB/MFT)	Part # Colour Code			
	AWG Size	Stranding							
10300-03*	22	7/30	0.016	0.062	4	Black	010	Yellow	070
10300-04	20	7/28	0.016	0.070	5	White	020	Brown	080
10300-05**	18	16/30	0.016	0.078	7	Red	030	Grey	090
10300-06	16	19/29	0.016	0.088	9	Blue	040	Purple	100
10300-07	14	19/27	0.016	0.103	14	Green	050	Tan	110
10300-08	12	19/25	0.018	0.128	22	Orange	060	Pink	120
10300-09	10	19/23	0.021	0.156	33			Lt. Blue	140
								Dark Blue	240
								Dark Green	250

Add colour code to the basic part number
e.g. 10300-07-010 is a 14AWG black TXL

* Not available for Chrysler MS-8288

** Available with either 16 or 19 bare or tinned copper strands to meet S.A.E. J1128 and Ford ESB-M1L123-A

Note: All dimensions are nominal and are subject to normal manufacturing tolerance.
Specifications are subject to change without prior notice

Primary Wire GXL

SAE J1128



SPECIFICATIONS

- Meets S.A.E. J1128
- Chrysler MS-8900
- Ford ESB-M1L85-B

APPLICATIONS

- General Purpose Wire
- Surface Vehicle Electrical Systems

CONSTRUCTION

Conductor: Stranded bare copper conductors

Insulation: Cross-linked polyolefin

Temperature: -40°C to 125°C

Voltage: 30V

Feature: Smaller diameter and lighter weight than standard duty Type SXL

Options: Other coloured outer jacket and constructions available upon request
Stripe, print, respool or drum pack to your specifications

Part Number	Conductor		Approx. Insulation Thickness (in.)	Approx. Diameter (in.)	Approx Weight (LB/MFT)
	AWG Size	Stranding			
10200-03	20	7/28	0.023	0.084	7
10200-04	18	19/30	0.023	0.091	8
10200-06	16	19/29	0.023	0.106	11
10200-14	14	19/27	0.023	0.117	16
10200-08	12	19/25	0.026	0.143	24
10200-09	10	19/23	0.031	0.175	38
10200-10	8	19/21	0.037	0.215	62

Note: All dimensions are nominal and are subject to normal manufacturing tolerance.
Specifications are subject to change without prior notice

GXL Part # Colour Codes				Add colour code to the basic part number e.g. 10200-09-010 is a 10AWG black GXL	
Solid Colour		Solid Colours w/ Spiral		Solid Colours w/ Spiral	
010	Black	012S	Black w/ White Spiral	047S	Blue w/ Yellow Spiral
020	White	013S	Black w/ Red Spiral	052S	Green w/ White Spiral
030	Red	015S	Black w/ Green Spiral	054S	Green w/ Blue Spiral
040	Blue	017S	Black w/ Yellow Spiral	057S	Green w/ Yellow Spiral
050	Green	021S	White w/ Black Spiral	072S	Yellow w/ White Spiral
060	Orange	023S	White w/ Red Spiral	087S	Brown w/ Yellow Spiral
070	Yellow	024S	White w/ Blue Spiral	Two Colours	
080	Brown	025S	White w/ Green Spiral	032	Red & White
090	Grey	026S	White w/ Orange Spiral	054	Green & Blue
100	Purple	027S	White w/ Yellow Spiral	062	Orange & White
110	Tan	028S	White w/ Brown Spiral	082	Brown & White
111	Violet	029S	White w/ Grey Spiral	092	Grey & White
120	Pink	032S	Red w/ White Spiral		
240	Dark Blue	036S	Red w/ Orange Spiral		
250	Dark Green	042S	Blue w/ White Spiral		

Primary Wire SXL

SAE J1128



SPECIFICATIONS

- Meets S.A.E. J1128
- Chrysler MS-5919
- Ford ESB-M1L85

APPLICATIONS

- General Purpose Wire
- Surface Vehicle Electrical Systems

CONSTRUCTION

Conductor: Stranded bare copper conductors

Insulation: Cross-linked polyolefin

Temperature: -40°C to 125°C

Voltage: 30V

Feature: Resistant to heat and abrasion
Thicker insulation allows for protection from mechanical damage

Options: Other coloured outer jacket and constructions available upon request
Stripe, print, respool or drum pack to your specifications

Part Number	Conductor		Approx. Insulation Thickness (in.)	Approx. Diameter (in.)	Approx Weight (LB/MFT)	Part # Colour Code			
	AWG Size	Stranding				010	020	030	040
10100-04	20	7/28	0.029	0.096	7	Black	010	Yellow	070
10100-05	18	16/30	0.030	0.107	10	White	020	Brown	080
10100-06	16	19/29	0.032	0.120	13	Red	030	Grey	090
10100-07	14	19/27	0.035	0.141	19	Blue	040	Purple	100
10100-08	12	19/25	0.037	0.163	28	Green	050	Tan	110
10100-09	10	19/23	0.041	0.195	41	Orange	060	Pink	120
10100-10	8	19/21	0.043	0.231	65			Lt. Blue	140

Add colour code to the basic part number
e.g. 10100-10-010 is a 8AWG black SXL

*Note: All dimensions are nominal and are subject to normal manufacturing tolerance.
Specifications are subject to change without prior notice*

Battery Cable SGT



SPECIFICATION

Meets S.A.E. J1127

CONSTRUCTION

Conductor: Stranded bare copper conductors

Insulation: Polyvinyl Chloride (PVC)

Temperature: -40°C to 105°C

Voltage: 600V

Features: Flexible and resistant to oil

Option: Standard colours are red and black; other solid coloured outer jacket available upon request

Part Number	Conductor		Approx. Insulation Thickness (in.)	Approx. Diameter (in.)	Approx Weight (LB/MFT)
	AWG Size	Stranding			
06015-12-010	4	133/23	0.065	0.356	162
06015-13-010	2	259/25	0.065	0.420	236
06015-07-010	1/0	1007/30	0.065	0.515	367
06015-06-010	2/0	1292/30	0.065	0.570	473
06015-04-010	4/0	2090/30	0.078	0.706	758

Battery Cable SGR



SPECIFICATION

Meets S.A.E. J1127

CONSTRUCTION

Conductor: Stranded tinned copper conductors

Insulation: Polyvinyl Chloride (PVC)

Temperature: -40°C to 85°C

Voltage: 50V

Features: Flexible and resistant to oil

Option: Standard colours is black; other solid coloured outer jacket available upon request

Part Number	Conductor		Approx. Insulation Thickness (in.)	Approx. Diameter (in.)	Approx Weight (LB/MFT)
	AWG Size	Stranding			
18T-769265	4	7x27x0.142	0.065	0.350	162
18T-769261	1/0	19x26x0.142	0.065	0.510	367

*Note: All dimensions are nominal and are subject to normal manufacturing tolerance.
Specifications are subject to change without prior notice*

Battery Cable SGX



SPECIFICATION

Meets S.A.E. J1127

CONSTRUCTION

Conductor: Stranded bare copper conductors

Insulation: Cross-linked polyolefin

Temperature: -40°C to 125°C

Voltage: 600V


Features: Resistant to heat, oil, ozone, acid and other chemicals
Good abrasion and cut-through resistant

Option: Standard colours are red and black; other solid coloured outer jacket available upon request

Part Number	Conductor		Approx. Insulation Thickness (in.)	Approx. Diameter (in.)	Approx Weight (LB/MFT)	Colour
	AWG Size	Stranding				
17035-10	6	133/27	0.060	0.316	111	Black (010) Red (030)
17035-11	4	61/22	0.065	0.360	167	Black (010) Red (030)
17035-13	2	127/23	0.065	0.435	242	Black (010) Red (030)
17035-14	1	133/22	0.065	0.460	304	Black (010) Red (030)
17035-15	1/0	1064/30	0.065	0.531	375	Black (010) Red (030)
17035-16	2/0	1330/30	0.065	0.578	483	Black (010) Red (030)
17035-17	3/0	1672/30	0.078	0.675	616	Black (010) Red (030)
17035-18	4/0	2109/30	0.078	0.732	771	Black (010) Red (030)

Add colour code to the basic part number
e.g. 17035-10-010 is a 6AWG black SGX

Parallel Battery Booster



SPECIFICATION

Meets S.A.E. J1494

CONSTRUCTION

Conductor: Stranded bare copper, 2 conductor parallel

Insulation: Polyvinyl Chloride (PVC), black & red

Temperature: -40°C to 80°C

Voltage: 50V

Features: Resistant to oil & gas, UV and abrasion

Packaging: 152m (500 ft) roll

Part Number	Conductor		Approx. Insulation Thickness (in.)	Approx. Diameter (in.)	Approx Weight (LB/MFT)
	AWG Size	Stranding			
08040-03-013	6	266	0.047	0.365 x 0.73	230
08040-04-013	4	399	0.047	0.40 x 0.815	360

Note: All dimensions are nominal and are subject to normal manufacturing tolerance.
Specifications are subject to change without prior notice

Ultraflex Brake Light Cable



APPLICATION

Brake Light

CONSTRUCTION

Conductor: Solid bare copper conductors, flat, black & white

Insulation: Polyvinyl Chloride (PVC)

Outer Jacket: Flame-retardant, moisture and sunlight resistant PVC, black

Temperature: -40°C to 80°C

Voltage: 50V

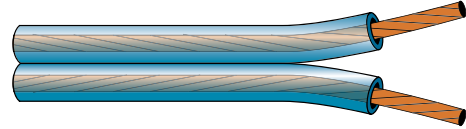
Options: Other coloured outer jacket and inner conductors available upon request
Other constructions available

Part Number	Conductor			Approx. Insulation Thickness (in.)	Approx. Jacket Thickness (in.)	Approx. Diameter (in.)	Approx Weight (LB/MFT)	Package Qty			Colour Code
	No.	AWG Size	Stranding					76m (250ft.)	152m (500ft.)	305m (1,000ft.)	
26400-01-000	2	18	16	0.023	0.030	0.153x0.240	29	◆	◆	◆	Black & White
26400-02-000	2	16	24	0.023	0.030	0.154x0.260	38	◆	◆	◆	Black & White
26400-02-053	2	16	24	0.023	0.030	0.154x0.260	38	◆	◆	◆	Green & Red
26400-02-090*	2	16	24	0.023	0.030	0.170x0.276	38	◆	◆	◆	Black & White
26400-03-000	2	14	41	0.023	0.030	0.198x0.322	51	◆	◆	◆	Black & White
26400-03-090*	2	14	41	0.023	0.030	0.198x0.322	51	◆	◆	◆	Black & White
26400-04-041	2	12	65	0.023	0.030	0.219x0.362	72	◆	◆	◆	Black & Blue
26400-04-042	2	12	65	0.023	0.030	0.219x0.362	72	◆	◆	◆	Black & White
26400-05-000	2	10	105	0.023	0.030	0.227x0.388	104	◆	◆	◆	Blue & Black

*Gray Jacket

Note: All dimensions are nominal and are subject to normal manufacturing tolerance.
Specifications are subject to change without prior notice

Ultraflex Speaker Wire



APPLICATIONS

- Audio
- Automotive

CONSTRUCTION

Conductor: Two bare copper conductors
Insulation: Clear Blue Polyvinyl Chloride (PVC), Parallel Construction

Part Number	Conductor			Approx. Insulation Thickness (in.)	Approx. Diameter (in.)	Approx Weight (LB/MFT)
	NO.	AWG Size	Stranding			
01052-03-040	2	20	10 x 30	0.020	.078 x .156	10
01052-04-040	2	18	16 x 30	0.025	.109 x .214	21
01052-05-040	2	16	26 x 30	0.025	.124 x .242	25
01052-06-040	2	14	41 x 30	0.025	.129 x .248	19
01052-07-041	2	12	65 x 30	0.030	.166 x .356	31

*Note: All dimensions are nominal and are subject to normal manufacturing tolerance.
 Specifications are subject to change without prior notice*

Welding Cable



APPLICATION

Welding

CONSTRUCTION

Conductor: Extra flexible stranded bare copper conductors

Jacket: EPDM (Ethylene Propylene Diene Monomer), black or red

Temperature: -50°C to 105°C

Package Qty: 152m (500ft.) or 76m (250ft.) reels

Voltage: 600V

Feature: Resistant to chemicals, oil, acid, water, ozone, sunlight and abrasion

Option: Other coloured outer jacket and constructions available upon request

Basic Part Number	Conductor		Approx. Wall Thickness	Approx. Diameter (in.)	Approx Weight (LB/MFT)	Part # Colour Code			
	AWG Size	Stranding				Black	010	Red	030
08011-02	6	266/30	0.060	0.320	116	Black	010	Red	030
08011-03	4	392/30	0.060	0.375	163	Add colour code to the basic part number e.g. 08011-08-010 is a 2/0 black Welding Cable			
08011-05	2	644/30	0.060	0.440	251				
08011-06	1	784/30	0.080	0.515	321				
08011-07	1/0	1026/30	0.080	0.550	388				
08011-08	2/0	1254/30	0.080	0.590	474				
08011-09	3/0	1615/30	0.080	0.660	601				
08011-10	4/0	2052/30	0.080	0.725	762				

See page 27 for the Suggested Minimum Copper Welding Cable Size

Note: All dimensions are nominal and are subject to normal manufacturing tolerance.
Specifications are subject to change without prior notice

Portable Cord SJOOW



SPECIFICATIONS

UL  FT2

APPLICATIONS

- Portable tools & equipment
- Motor and associated machinery

CONSTRUCTION

Conductor: Stranded bare copper conductors

Insulation: Colour coded flexible rubber (EPDM)

Outer Jacket: CPE, black

Temperature: -40°C to 90°C

Package Qty: 76m (250'), 152m (500') and 305m (1000')

Voltage: 300V

Feature: Resistant to weather, water, oil and abrasion

Options: Other coloured outer jacket and constructions available upon request
Other put-ups are available as a special order

Part Number	Conductor			Approx. Insulation Thickness (in.)	Approx. Jacket Thickness (in.)	Approx. Diameter (in.)	Current Amps ¹	Approx Weight (LB/MFT)	Colour Code Chart ²
	No.	AWG Size	Stranding						
01002-01-010	2	18	16/30	0.030	0.030	0.285	10	42	1
01002-02-010*	3	18	16/30	0.030	0.030	0.305	10	52	1
01002-03-010*	4	18	16/30	0.030	0.030	0.330	7	63	1
01002-04-010**	2	16	26/30	0.030	0.030	0.310	13	53	1
01002-05-010*	3	16	26/30	0.030	0.030	0.330	13	66	1
01002-06-010*	4	16	26/30	0.030	0.030	0.365	10	83	1
01002-07-010*	2	14	41/30	0.030	0.030	0.340	18	68	1
01002-08-010**	3	14	41/30	0.030	0.030	0.365	18	88	1
01002-09-010*	4	14	41/30	0.030	0.030	0.400	15	110	1
01002-10-010*	3	12	65/30	0.030	0.045	0.430	25	131	1

See page 27 for the Suggested Minimum Copper Welding Cable Size

Note: All dimensions are nominal and are subject to normal manufacturing tolerance.
Specifications are subject to change without prior notice

2. See page 28 for corresponding Colour Code Chart

Portable Cord SOOW



SPECIFICATIONS

UL  FT2

APPLICATIONS

- Portable tools & equipment
- Motor and associated machinery

CONSTRUCTION

Conductor: Stranded bare copper conductors

Insulation: Colour coded flexible rubber (EPDM)

Outer Jacket: CPE, black

Temperature: -40°C to 90°C

Voltage: 300V

Feature: Resistant to weather, water, oil and abrasion


Options: Other coloured outer jacket and constructions available upon request

Part Number	Conductor			Approx. Insulation Thickness (in.)	Approx. Jacket Thickness (in.)	Approx. Diameter (in.)	Current Amps ¹	Approx Weight (LB/MFT)	Colour Code Chart ²
	No.	AWG Size	Stranding						
01010-02-010	2	18	16/30	0.030	0.030	0.285	10	42	1
01010-03-010*	3	18	16/30	0.030	0.030	0.305	10	52	1
01010-04-010*	4	18	16/30	0.030	0.030	0.330	7	63	1
01010-04-010**	2	16	26/30	0.030	0.030	0.310	13	53	1
01010-05-010*	3	16	26/30	0.030	0.030	0.330	13	66	1
01010-06-010*	4	16	26/30	0.030	0.030	0.365	10	83	1
01010-07-010*	2	14	41/30	0.030	0.030	0.340	18	68	1
01010-08-010**	3	14	41/30	0.030	0.030	0.365	18	88	1
01010-09-010*	4	14	41/30	0.030	0.030	0.400	15	110	1
01010-10-010*	2	12	65/30	0.030	0.045	0.430	25	131	1
01010-11-010*	3	12	65/30	0.045	0.095	0.595	25.0	225	1
01010-12-010**	4	12	65/30	0.045	0.095	0.650	20.0	270	1
01010-13-010*	2	10	104/30	0.045	0.095	0.620	30.0	250	1
01010-14-010**	3	10	104/30	0.045	0.095	0.660	30.0	290	1
01010-15-010**	4	10	104/30	0.045	0.095	0.715	25.0	355	1
02010-17-010	3	8	133/29	0.060	0.110	0.855	40.0	485	1
02010-18-010	4	8	133/29	0.060	0.125	0.980	35.0	670	1
02010-20-010	3	6	133/27	0.060	0.125	0.980	55.0	700	1
02010-21-010	4	6	133/27	0.060	0.140	1.080	45.0	875	1
02010-24-010	4	4	133/25	0.060	0.155	1.260	60.0	1150	1
02010-27-010	4	2	133/23	0.060	0.170	1.460	80.0	1690	1
04034-13-010	5	2	133/23	0.060	0.170	1.580	64.0	1960	1

Note: All dimensions are nominal and are subject to normal manufacturing tolerance. Specifications are subject to change without prior notice.

See page 28 for corresponding Colour Code Chart

Portable Cord Multiconductor SOOW



SPECIFICATIONS

UL  FT2

APPLICATIONS

- Portable tools & equipment
- Motor and associated machinery

CONSTRUCTION

Conductor: Stranded bare copper conductors

Insulation: Colour coded flexible rubber (EPDM)

Outer Jacket: CPE, black

Temperature: -40°C to 90°C

Voltage: 600V

Feature: Resistant to weather, water, oil and abrasion


Option: Other coloured outer jacket and constructions available upon request

Part Number	Conductor			Approx. Insulation Thickness (in.)	Approx. Jacket Thickness (in.)	Approx. Diameter (in.)	Current Amps ¹	Approx Weight (LB/MFT)	Colour Code Chart ²
	No.	AWG Size	Stranding						
04001-01-010	5	18	16/30	0.030	0.080	0.470	5.6	127	2
04001-02-010	6	18	16/30	0.030	0.080	0.490	5.6	133	2
04001-03-010	7	18	16/30	0.030	0.080	0.490	4.9	136	2
04001-04-010	8	18	16/30	0.030	0.080	0.520	4.9	154	2
04001-06-010	10	18	16/30	0.030	0.080	0.590	4.9	184	2
04001-08-010	12	18	16/30	0.030	0.080	0.610	4.9	207	2
04001-10-010	14	18	16/30	0.030	0.095	0.660	4.9	251	2
04001-16-010	20	18	16/30	0.030	0.095	0.760	4.9	340	2
04001-20-010	24	18	16/30	0.030	0.095	0.830	4.9	384	2
04002-01-010	5	16	26/30	0.030	0.080	0.490	8.0	149	2
04002-02-010	6	16	26/30	0.030	0.080	0.530	8.0	165	2
04002-03-010	7	16	26/30	0.030	0.080	0.530	7.0	170	2
04002-04-010	8	16	26/30	0.030	0.080	0.560	7.0	193	2
04002-06-010	10	16	26/30	0.030	0.095	0.680	7.0	251	2
04002-08-010	12	16	26/30	0.030	0.095	0.700	7.0	282	2
04002-10-010	14	16	26/30	0.030	0.095	0.730	7.0	316	2
04002-12-010	16	16	26/30	0.030	0.095	0.760	7.0	354	2
04002-16-010	20	16	26/30	0.030	0.095	0.840	7.0	434	2
04002-20-010	24	16	26/30	0.030	0.110	0.950	7.0	520	2
04002-26-010	30	16	26/30	0.030	0.110	1.000	6.0	615	2
04003-01-010	5	14	41/30	0.045	0.095	0.640	12.0	251	2
04003-02-010	6	14	41/30	0.045	0.095	0.690	12.0	277	2
04003-03-010	7	14	41/30	0.045	0.095	0.690	10.5	285	2
04003-04-010	8	14	41/30	0.045	0.095	0.740	10.5	324	2
04003-08-010	12	14	41/30	0.045	0.095	0.890	10.5	441	2
04003-12-010	16	14	41/30	0.045	0.095	0.980	10.5	563	2

Note: All dimensions are nominal and are subject to normal manufacturing tolerance. Specifications are subject to change without prior notice

See page 28 for corresponding Colour Code Chart

Ultraflex -60°C Portable Cord (Bulk) SJTOW



SPECIFICATIONS

UL FT2

RoHS Compliant

APPLICATIONS

- Portable tools & equipment
- Motor and associated machinery

CONSTRUCTION

Conductor: Stranded bare copper conductors

Insulation: PVC, full extrusion (fillerless)

Outer Jacket: PVC, blue with yellow stripe


Temperature: -60°C to 60°C

Voltage: 300V

Option: Other coloured outer jacket and constructions available upon request

Part Number	Conductor			Approx. Insulation Thickness (in.)	Approx. Jacket Thickness (in.)	Approx. Diameter (in.)	Approx. Weight (LB/MFT)	Package Qty			Colour Code Chart ²
	No.	AWG Size	Stranding					76m (250ft.)	152m (500ft.)	305m (1,000ft.)	
01004-08-047	3	14	41	0.03	0.030	0.375	85	◆	◆	◆	1
01004-11-047	3	12	65	0.03	0.030	0.440	117	◆	◆	◆	1

Ultraflex -60°C Portable Cord (Bulk) STOW



SPECIFICATIONS

UL FT2

RoHS Compliant

APPLICATIONS

- Portable tools & equipment
- Motor and associated machinery

CONSTRUCTION

Conductor: Stranded bare copper conductors

Insulation: PVC, full extrusion (fillerless)

Outer Jacket: PVC, blue with yellow stripe

Temperature: -60°C to 60°C

Voltage: 600V


Option: Other coloured outer jacket and constructions available upon request

Part Number	Conductor			Approx. Insulation Thickness (in.)	Approx. Jacket Thickness (in.)	Approx. Diameter (in.)	Approx. Weight (LB/MFT)	Package Qty			Colour Code Chart ²
	No.	AWG Size	Stranding					76m (250ft.)	152m (500ft.)	305m (1,000ft.)	
01031-05-047	3	14	41	0.045	0.080	0.538	335	◆	◆	◆	1
01031-10-047	3	12	65	0.045	0.095	0.609	429	◆	◆	◆	1
01031-15-047	4	10	104	0.045	0.107	0.745	694	◆	◆	◆	1

Note: All dimensions are nominal and are subject to normal manufacturing tolerance. Specifications are subject to change without prior notice

². See page 28 for corresponding Colour Code Chart

Ultraflex Extension Cord Set SJTOW (with LED light)



SPECIFICATIONS

UL FT2

RoHS Compliant

APPLICATIONS

- Portable tools & equipment
- Motor and associated machinery

CONSTRUCTION

Conductor: Stranded bare copper conductors

Insulation: PVC, full extrusion (fillerless)

Outer Jacket: PVC, blue with yellow stripe

Temperature: -60°C to 60°C

Voltage: 300V


Option: Other coloured outer jacket and constructions available upon request

Part Number	Conductor			Approx. Insulation Thickness (in.)	Approx. Jacket Thickness (in.)	Approx. Diameter (in.)	Approx Weight (LB/MFT)	Lengths (ft)	Colour Code Chart ²
	No.	AWG Size	Stranding						
Single LED									
01096-00-047	3	14	41	0.030	0.375	0.370	5.0	15	1
01096-01-047	3	14	41	0.030	0.375	0.370	8.3	25	1
01096-02-047	3	14	41	0.030	0.375	0.370	16.5	50	1
01096-03-047	3	14	41	0.030	0.375	0.370	33.0	100	1
01096-17-047	3	12	65	0.030	0.440	0.445	20.0	50	1
01096-18-047	3	12	65	0.030	0.440	0.445	40.0	100	1
Tri-Tap LED									
01096-02-047-3	3	14	41	0.030	0.375	0.370	16.8	50	1
01096-03-047-3	3	14	41	0.030	0.375	0.370	33.3	100	1
01096-17-047-3	3	12	65	0.030	0.440	0.445	20.3	50	1
01096-18-047-3	3	12	65	0.030	0.440	0.445	40.3	100	1
2 Foot Tri-Tab LED									
01096-04-047-3-2FT	3	14	41	0.030	0.375	0.370	0.5	2	1

Note: All dimensions are nominal and are subject to normal manufacturing tolerance. Specifications are subject to change without prior notice

2. See page 28 for corresponding Colour Code Chart

Ultraflex Extension Cord Set STOW (with LED light)



SPECIFICATIONS

UL  FT2

RoHS Compliant

APPLICATIONS

- Portable tools & equipment
- Motor and associated machinery

CONSTRUCTION

Conductor: Stranded bare copper conductors

Insulation: PVC, full extrusion (fillerless)

Outer Jacket: PVC, blue with yellow stripe

Temperature: -60°C to 60°C


Voltage: 600V

Option: Other coloured outer jacket and constructions available upon request

Part Number	Conductor			Approx. Insulation Thickness (in.)	Approx. Jacket Thickness (in.)	Approx. Diameter (in.)	Approx Weight (LB/MFT)	Lengths (ft)	Colour Code Chart ²
	No.	AWG Size	Stranding						
Single LED									
01096-22-047	3	12	65	0.045	0.095	0.609	32.0	50	1
01096-23-047	3	12	65	0.045	0.095	0.609	32.0	100	1
Tri-Tap LED									
01096-22-047-3	3	12	65	0.045	0.095	0.609	32.3	50	1
01096-23-047-3	3	12	65	0.045	0.095	0.609	64.3	100	1
2 Foot Tri-Tab LED									
01096-25-047-3-2FT	3	12	65	0.045	0.095	0.609	0.75	2	1

*Note: All dimensions are nominal and are subject to normal manufacturing tolerance.
Specifications are subject to change without prior notice*

SDN (Small Diameter Neoprene) Flexible Control Cable



SPECIFICATIONS

UL  FT2

APPLICATIONS

- Control & Power
- Lighting
- Telemetry
- Signal & Traffic Control

CONSTRUCTION

Conductor: Soft bare annealed copper

Insulation: High dielectric flame retardant polymer

Outer Jacket: Heavy duty flame and oil resistant arctic grade neoprene jacket, black

Temperature: 90°C dry and 75°C wet, -55°C

Voltage: 600V

Option: Other coloured outer jacket and constructions available upon request

Part Number	Conductor			Approx. Insulation Thickness (in.)	Approx. Jacket Thickness (in.)	Approx. Diameter (in.)	Approx Weight (LB/MFT)	Colour Code Chart ²
	No.	AWG Size	Stranding					
12503-05-010	5	18	16	0.015	0.004	0.335	71	3
12503-06-010*	6	18	16	0.015	0.004	0.365	83	3
12503-08-010	8	18	16	0.015	0.004	0.420	109	3
12503-10-010*	10	18	16	0.015	0.004	0.455	126	3
12503-12-010	12	18	16	0.015	0.004	0.470	142	3
12503-16-010	16	18	16	0.015	0.004	0.515	175	3
12503-19-010	19	18	16	0.015	0.006	0.590	240	3
12503-37-010*	37	18	16	0.015	0.006	0.775	386	3
12504-04-010	4	16	19	0.015	0.004	0.335	77	3
12504-05-010*	5	16	19	0.015	0.004	0.360	92	3
12504-06-010	6	16	19	0.015	0.004	0.390	107	3
12504-07-010	7	16	19	0.015	0.004	0.415	123	3
12504-08-010	8	16	19	0.015	0.004	0.450	137	3
12504-10-010	10	16	19	0.015	0.004	0.490	165	3
12504-12-010	12	16	19	0.015	0.004	0.500	188	3
12504-16-010	16	16	19	0.015	0.006	0.590	258	3
12504-19-010*	19	16	19	0.015	0.006	0.630	296	3
12504-24-010	24	16	19	0.015	0.006	0.715	367	3
12504-30-010*	30	16	19	0.015	0.006	0.750	432	3
12505-04-010	4	14	19	0.015	0.004	0.375	104	3
12505-05-010*	5	14	19	0.015	0.004	0.410	127	3
12505-06-010*	6	14	19	0.015	0.004	0.440	147	3
12505-08-010	8	14	19	0.015	0.004	0.510	200	3
12505-10-010	10	14	19	0.015	0.006	0.590	246	3
12505-12-010	12	14	19	0.015	0.006	0.605	290	3
12505-16-010	16	14	19	0.015	0.006	0.665	354	3
12505-24-010	24	14	19	0.015	0.006	0.820	510	3
12505-37-010	37	14	19	0.015	0.008	0.990	785	3

* Non-stock item. Contact your local sales office to place special order

Note: All dimensions are nominal and are subject to normal manufacturing tolerance.
Specifications are subject to change without prior notice

Ultraflex Split Loom Polyethylene



APPLICATION

- Mechanical, chemical and electrical protection

CONSTRUCTION

- Material:** Durable Polyethylene, black
- Construction:** Slit allows quick installation without the need of fishing wires
- Variation:** Non-slit also available to give a better protection from environmental elements
- Temperature:** -40°C to 93°C
- Feature:** Resistant to oil and gas, moisture, UV light, salt and abrasion
- Option:** Packaged in 2'sq boxes or 4'sq gaylords. Cut to length packaging also available
Other colours available upon request

Box Part Number Approx. 30 lbs	Gaylord Part Number Approx. 200 lbs	Size (in.)	Inside Diameter (in.)		Outside Diameter (in.)	
			Min	Max	Min	Max
06-804S-A	06-LCP-250	1/4	.237	.266	.375	.400
06-806S-A	06-LCP-350	3/8	.341	.380	.497	.526
06-808S-A	06-LCP-500	1/2	.473	.516	.664	.700
06-810S-A	06-LCP-625	5/8	.603	.639	.805	.837
06-812S-A	06-LCP-750	3/4	.707	.759	.950	.989
06-814S-A	06-LCP-875	7/8	.848	.898	1.107	1.151
06-816S-A	06-LCP-1000	1	1.006	1.055	1.267	1.320
06-820S-A	06-LCP-1250	1-1/4	1.199	1.257	1.446	1.500
06-824S-1	06-LCP-1500	1-1/2	1.566	1.647	1.867	1.947

Ultraflex Split Loom Nylon



APPLICATION

- Mechanical, chemical and electrical protection where high temperature is required

CONSTRUCTION

- Material:** Durable Nylon, black with grey stripe
- Temperature:** -40°C to 149°C
- Construction:** Slit allows quick installation without the need of fishing wires
- Feature:** Resistant to oil and gas, moisture, UV light, salt and excellent high temperature and abrasion protection
- Option:** Packaged in 2'sq boxes or 4'sq gaylords. Cut to length packaging also available
Other colours available upon request
Non-slit also available (allows for better protection from environmental elements)

Box Part Number Approx. 30 lbs	Gaylord Part Number Approx. 200 lbs	Size (in.)	Inside Diameter (in.)		Outside Diameter (in.)	
			Min	Max	Min	Max
06-LCN-250-BOX	06-LCN-250	1/4	.237	.266	.375	.400
06-LCN-350-BOX	06-LCN-350	3/8	.341	.380	.497	.526
06-LCN-500-BOX	06-LCN-500	1/2	.473	.516	.664	.700
06-LCN-625-BOX	06-LCN-625	5/8	.603	.639	.805	.837
06-LCN-750-BOX	06-LCN-750	3/4	.707	.759	.950	.989
06-LCN-875-BOX	06-LCN-875	7/8	.848	.898	1.107	1.151
06-LCN-1000-BOX	06-LCN-1000	1	1.006	1.055	1.267	1.320
06-LCN-1250-BOX	06-LCN-1250	1-1/4	1.199	1.257	1.446	1.500
06-LCN-1500-BOX	06-LCN-1500	1-1/2	1.566	1.647	1.867	1.947

Note: All dimensions are nominal and are subject to normal manufacturing tolerance – Specifications are subject to change without prior notice

Cable Ties Bar-Lok



SPECIFICATION

UL

APPLICATIONS

- Multi-purpose
- For high impact and tensile strength

CONSTRUCTION


Material: Flame retardant 6/6 nylon

Temperature: -40°C to 80°C

Part Number	Length (in.)	Colour	Features	Bundle Diameter (min & max, in.)	Tensile Strengths (lbs)	Package Qty (per bag)
63-F08432	4	Natural	-	1/16-7/8	18	1000
63-F08433	4	Black	Weather resistant	1/16-7/8	18	1000
63-F08376	5.5	Natural	-	1/16-1-1/4	40	1000
63-F08431	5.5	Black	Weather resistant	1/16-1-1/4	40	1000
63-F08387	7.5	Natural	-	1/16-1-3/4	50	1000
63-F08388	7.5	Black	Weather resistant	1/16-1-3/4	50	1000
63-F08415	7.5	Natural	Screw Mount	1/16-1-3/4	50	1000
63-F08600	11	Natural	-	1/16-3	50	1000
63-F08286	11	Black	Weather resistant	1/16-3	50	1000
63-F10039	14.5	Black	Weather resistant	3/16-4	120	100
63-F10037	15	Black	Weather resistant	1/16-4	50	500
63-F10608	21	Black	Weather resistant	1/4-6	120	50
63-F10614	24	Black	Weather resistant	1/4-7	120	50
63-F10620	28	Black	Weather resistant	1/4-8	120	50
63-F10050	34	Black	Weather resistant	1/4-10	175	50

Note: All dimensions are nominal and are subject to normal manufacturing tolerance.
Specifications are subject to change without prior notice

Single Wall Heat Shrink Tube



SPECIFICATIONS

UL 

MIL-DTL-23053/5, Class 1 & 2

APPLICATIONS

- Multi-purpose

CONSTRUCTION

Material: Thin wall crosslinked polyolefin, black

Temp: -55°C to 135°C

Shrink Temp: 120°C

Length: 4 feet

Feature: Resistant to most common fluids and solvents


Option: Other colours are available upon request

Part Number	Sizes (in.)
18-CPX100-1/8-010	1/8
18-CPX100-3/16-010	3/16
18-CPX100-1/4-010	1/4
18-CPX100-3/8-010	3/8
18-CPX100-1/2-010	1/2
8-CPX100-3/4-010	3/4
18-CPX100-1-010	1
18-CPX100-11/2-010	1-1/2
18-CPX100-2-010*	2

*Non-stock item

Note: All dimensions are nominal and are subject to normal manufacturing tolerance.
Specifications are subject to change without prior notice

Dual Wall Heat Shrink Tubing



SPECIFICATION

MIL-DTL-23053/4, Class 3

APPLICATIONS

- Multi-purpose
- Wire harness bundle
- Splices and connectors for cable transitions

CONSTRUCTION

Material: Thin wall adhesive-lined crosslinked polyolefin, black

Temperature: -55°C to 110°C

Shrink Temp: 120°C

Feature: Shrink ratio of 3:1, allowing for coverage of irregularly shaped components
Seals to materials including plastic, rubber, neoprene, steel and polyethylene
Resistant to water, moisture and other contaminants

Length: 4 feet

Option: Other colours are available upon request

Part Number	Sizes (in.)
18-CPA-100-1/8-010	1/8
18-CPA-100-3/16-010	3/16
18-CPA-100-1/4-010	1/4
18-CPA-100-3/8-010	3/8
18-CPA-100-1/2-010	1/2
18-CPA-100-3/4-010	3/4
18-CPA-100-1-010	1
18-CPA-100-1 1/2-010	1-1/2
18-CFM2050-2-010	2*

* Medium wall heat shrink tubing

Note: All dimensions are nominal and are subject to normal manufacturing tolerance.
Specifications are subject to change without prior notice

Trailer Wiring Diagram


Trailer wiring is available in a variety of sizes and configurations. The most basic design is the colour coded 4-pole system which is found on almost all boat trailers and many smaller utility trailers.

6-pole system provides all the colour-coded functions of the 4-pole systems plus two additional poles for 12-volt feed (red wire) and supply (black wire) to the electric brake systems.

7-pole systems provide all the colour-coded functions of the 5-pole systems and a blue wire for additional 1 pole auxillary systems. Seven wire systems are most commonly found on RV and cargo trailers.

4-POLE UTILITY TRAILER CABLE

	Colour	Function
1	White	System Ground
4	Yellow	Left Turn, Brake Light
6	Green	Right Turn, Hazard Light
7	Brown	Tail and Marker Lights



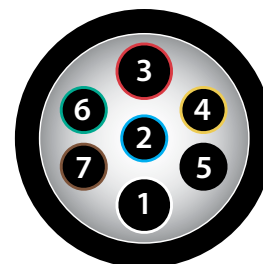
6-POLE TRACTOR TRAILER CABLE

	Colour	Function
1	White	System Ground
3	Red	12V Power
4	Yellow	Left Turn, Brake Light
5	Black	Brake Power, Tail Lights
6	Green	Right Turn, Hazard Light
7	Brown	Marker Light



7-POLE TRACTOR TRAILER CABLE

	Colour	Function
1	White	System Ground
2	Blue	Auxillary Lights, ABS
3	Red	Brake Light
4	Yellow	Left Turn
5	Black	Brake Power, Tail Lights
6	Green	Right Turn, Hazard Light
7	Brown	Marker Light



7-POLE RV TRAILER CABLE

	Colour	Function
1	White	System Ground
2	Blue	Auxillary Lights
3	Red	12V Power
4	Yellow	Left Turn, Brake Light
5	Black	Brake Power, Tail Lights
6	Green	Right Turn, Hazard Light
7	Brown	Marker Light



Suggested Minimum Copper Welding Cable Size

Welding Current (AMPS)	Cable Size (AWG) for Combined Lengths and Ground Cable				
	50 ft. (164m)	100 ft. (328m)	150 ft. (492m)	200 ft. (656m)	250 ft. (820m)
100	4	4	4	2	2
150	4	4	2	1	1/0
200	2	2	1	1/0	2/0
250	2	2	1/0	2/0	3/0
300	1	1	2/0	3/0	4/0
350	1/0	1/0	3/0	4/0	250
400	2/0	2/0	3/0	250	350
500	3/0	4/0	4/0	350	350
600	4/0	4/0	250	350	500

Note: Ampacities are based on 105°C conductor temp., 40°C ambient air / 50% duty cycle and approximate voltage drop of 4V at 25°C conductor temp. or 5VB at 105°C conductor temp

Colour Code Charts

Chart 1 ^A		Chart 2 ^B			
Conductors	Colour	Conductors	Colour	Conductors	Colour
2	Black, White	1	Black	12	Black/White
3	Black, White, Green	2	White	13	Red/White
4	Black, White, Red, Green	3	Red	14	Green/White
5	Black, White, Red, Orange, Green	4	Green	15	Blue/White
		5	Orange	16	Black/Red
		6	Blue	17	White/Red
		7	White/Black	18	Orange/Red
		8	Red/Black	19	Blue/Red
		9	Green/Black	20	Red/Green
		10	Orange/Black	21	Orange/Green
		11	Blue/Black		

A. Cords SJOOW, SOOW, SJTOW, STOW

B. Cords Multi-Conductor SOOW
Note: Colours repeat after 21 conductors

Chart 3 ^C					
Conductors	Colour	Conductors	Colour	Conductors	Colour
1	Black	13	Blue/Red	25	Yellow/Orange
2	Red	14	Orange/Red	26	Brown/Orange
3	Blue	15	Yellow/Red	27	Black/Yellow
4	Orange	16	Brown/Red	28	Red/Yellow
5	Yellow	17	Black/Blue	29	Blue/Yellow
6	Brown	18	Red/Blue	30	Orange/Yellow
7	Red/Black	19	Orange/Blue	31	Brown/Yellow
8	Blue/Black	20	Yellow/Blue	32	Black/Brown
9	Orange/Black	21	Brown/Blue	33	Red/Brown
10	Yellow/Black	22	Black/Orange	34	Blue/Brown
11	Brown/Black	23	Red/Orange	35	Orange/Brown
12	Black/Red	24	Blue/Orange	36	Yellow/Brown

C. SDN (Small Diameter Flexible Control Cable)
Note: This chart follows the ICEA Method 1 using solid colours with stripes

INDUSTRIES WE SERVE



AGRICULTURE



COMMERCIAL



COMMUNICATION



FORESTRY, PULP & PAPER



FOOD & BEVERAGE



HOSPITAL




INSTITUTION



LNG



MINING



OEM



OIL & GAS



RENEWABLE ENERGY



RESIDENTIAL



UTILITIES



TRANSPORTATION



WATER TREATMENT PLANT

CABLE MANAGEMENT PROGRAM

CUSTOM TAGGING

We offer custom reel tags with project specific item identifiers and details, easing material management. Options include weather-proof, colour-coded stainless steel, printed RFID, or project specific templates.

SPECIALIZED PACKAGING

We can custom pack orders according to almost any specifications. Whether it's specified reel sizes, bug-free reels, or shrink wrapped pallets, we make sure it's packed right.

LOCAL AND INTERNATIONAL LOGISTICAL EXPERIENCE

Our team ensures your shipping standards, including custom packaging, are monitored, and met while keeping your project schedule in mind.

LAGGING

For long-distance transit, including export, bad weather, and rough terrain, we use wood covers or other suitable durable packaging to protect the reels.

When others can't, TEXCAN
WIRE & CABLE SPECIALISTS SINCE 1978

Building Wire

- AC90 Armoured Cables
- Fire Alarm Cables
- ACWU Armoured Cables
- NMD90/NMWU90 Cables
- Solid/Stranded Bare Copper
- RA90/Armoured Cables CU/AL
- SIMpull Solutions®
- RW90/RWU 90 CU / AL
- T90 CU/TW75/TWH/TWU
- LVT
- Grounding Cables

Control Cables

- Multi-conductor
 - Armoured/Unarmoured
- Portable Control Cables
- Shielded Control Cables
- Custom Bundling/Armouring

Communication

- Computer Cables
- Inside/Outside Plant Wires
- Telephone Cables
- Plenum Cables
- Direct Burial

Data Cables

- Category 5E, 6, 6A, 7 Rated Cables
- Co-Axial/Twin-Axial Cables
- Ethernet Cables
- Network Cables
- Patch Cords (Copper/Fiber Optic)
- Armoured Data Cables

Electronic Cables

- Armoured Cables
- Audio/Visual Cables
- Broadcast Cables
- Low Capacitance Wires
- Plenum Wires
- Precision Video Wires
- Industrial Automation Cables
- Belden® Classics & NewGen

Fiber Optic Cables

- SM/MM
- Loose Tube, Tight Buffer
- Indoor/Outdoor/Riser/ADSS
- Armoured/Non-Armoured
- Hybrid Fiber
- Specialty XPRLTM/RLTM

Instrumentation

- Armoured/Unarmoured
 - Interlocked Steel/Aluminum
- Multiconductor/Pairs/Triads
 - Duplex, Triplex, Quadruplex
- Shielded/Unshielded
- Thermocouple Wires

Marine Cables

- Boat Cables
- Shipboard Cables
- Offshore Rig/Marine Cables

Mining Cables

- Blasting Wires
- Mine Power Feeder Cables
- Portable Power Cables
 - Type W, G, GGC, SHDGC (2KV to 35 KV)
- Trailing Cables
- Cable Assemblies
- Vertical Riser Cables
- Reeling Cables
- DLO (Diesel Locomotive Cables)

Portable Cords

- High Temperature Cables
- Ultraflex™ Low Temperature Cords
- Ultraflex™ Extension Cords
- Retractable Cords
- Type: SJQOW, SOOW, SJTOW, STOW
- Welding Cables
- Stage Lighting
- Landscape Lighting
- Multiconductor

Power Cables

- ACSR/AAC Linewire
- High Voltage Power Cables
- TECK 90 HL Cables (600V-35KV)
- Overhead Service (NS75 / NS90)
 - Duplex, Triplex, Quadruplex
- Underground Service
 - USE1, USEB
- Variable Frequency Drive (VFD) Cables

- Tray Cables
 - Power and Control
- Underground Distribution
- Airport Lighting Cables
- Utility Hydro Cables
- Airguard™

Specialty Products & Cords

- 2HR Fire Rated VITALink® Fire Resistant
- Traffic Signal Cables CLMTO/IMSA
- Coil Lead Wires
- European Cables (CE & VDE approved)
- Teflon® Insulated Wires
- SIS Switchboard Wires
- TEW Equipment Wires
- Small Diameter Flexible Control (SDN)
- Low Smoke Zero Halogen Cables
- TR64
- Extra Flexible Portable Cables
- Parallel Conductor Cords
- Trailer Cables
- Battery Cables
- Pendant Cables/Festoon
- Mil Spec Hookup Wires
- Tracer Wires
- Automotive Cables

Additional Services & Accessories

Tools & Equipment

- Material Handling & Storage
- Cable Pulling & Fishing

Power Management

- Extension Cords
- Temporary Power Distribution

Lighting

- Area Lights
- String Lights
- Temporary Overhead Lighting

Connectors

- Armoured Cable Connectors
- Explosion-proof Connectors
- Strain Reliefs Metal & Nylon
- Tray Cable Connectors

Accessories

- Heat Trace cables & accessories
- Hardware, Lugs, Cable Ties
- 3M Accessories
 - Cold Shrink Splices and Terminations
 - Heat Shrink Splices and Terminations
- 3M Accessories
- High Voltage Termination Kit
- Split Loom

Value Added Services

- Custom-Built Cables
- Cable Management Program
- Specialized Technical Assistance
- 24/7 Emergency Shipping Service
- International Export Services
- Custom Cables/Printing/Cutting
- Paralleling/Lagging/Tagging
- Bundling/Armouring
- Bar Coding and Inventory Tracking
- State-of-the-Art Distribution Centre

Visit our website at Texcan.com and social media [@TexcanCanada](https://www.instagram.com/TEXCANCanada)

VANCOUVER

1-800-665-1025
10449 120th St. Surrey, BC

MAJOR PROJECTS GROUP

1-888-818-9473
10449 120th St. Surrey, BC

EDMONTON

1-800-252-7545
11330 189 St. NW. Edmonton, AB

CALGARY

1-855-717-3900
#105-10710 25th St. NE. Calgary, AB

SASKATOON

1-855-385-3800
3403 Faithfull Ave. Saskatoon, SK

WINNIPEG

1-800-665-2491
25 Meridian Dr. Winnipeg, MB