

# TEXCAN

A Sonepar Company



## BUILDING WIRE CATALOGUE

# WHY CHOOSE TEXCAN?

Our expertise lies in providing solutions tailored to each customer's individual needs. Texcan has been a leader in the wire and cable industry since 1978, consistently going above and beyond to serve our customers. As one of the largest wire and cable suppliers in Canada, Texcan specializes in serving the electrical market and offers an extensive range of products and specialized services.

## LOCAL INVENTORY

### WHAT YOU WANT, WHEN YOU NEED IT!

Texcan takes pride in our extensive inventory, offering a diverse selection of wire and cable options to meet customers' specific requirements. We prioritize convenience, ensuring that our customers have easy access to the products they need, when they need them.

## LOCAL EXPERTISE WITH A GLOBAL PRESENCE

Texcan is a proud member of the Sonepar Group. Founded in 1969, the Sonepar Group of companies is an independent family-owned company and global market leader in B to B distribution of electrical products, solutions, and related services.

# PRODUCT SOURCING

Texcan's preferred partners are selected based on their reputation for excellence, reliability, and expertise in their respective fields. These partnerships are built on mutual trust, shared values, and a commitment to delivering exceptional customer experiences. By collaborating with industry-leading manufacturers and suppliers, Texcan ensures that it consistently offers outstanding products and solutions to its diverse customer base.



## LIVE 24/7, 365 DAY EMERGENCY SUPPORT

Texcan recognizes the crucial importance of continuous, year-round operations. We understand that during emergencies, disruptions can pose significant risks and expenses. That's why we are fully committed to delivering prompt assistance whenever it is required. Our dedicated team is available 24/7 to provide live help, ensuring that your operations can swiftly resume without any unnecessary delays. To access our live assistance, simply call our toll-free number, 1.800.665.1025.

We are ready to provide the support you need, anytime, anywhere.



## ENGINEERING SUPPORT

By choosing Texcan, you gain access to our dedicated in-house engineering and product management team, along with manufacturer support for your project. The sooner you engage us, the greater the value we can provide.

When you collaborate with us, we can assist in reviewing your bill of materials, ensuring accuracy and efficiency. Our team specializes in streamlining cabling specifications, optimizing designs, and technical compliance throughout the project lifecycle. Our expertise allows us to streamline processes and enhance overall project efficiency.

# TABLE OF CONTENTS

	Page No.
Building Wire	4
Standard Design Features	5
Copper Building Wire - AC90	6
- Bare Copper	7
- Green Ground	8
- NMD90	9
- NMWU	10
- RA90	11
- RW90	12
- RWU90	13
- T90	14
- TW75	15
- TWU	16
Aluminum Building Wire - AC90	17
- ACWU	18-20
- NMD90	21
- RA90	22
- RW90	23
- RWU90	24

**To Place an Order** - For many of the products in the catalogue, you will find everything that you need to place an order. Should you need any assistance or require special orders, please contact your sales representative. A complete list of our sales offices can be found on the back cover of this catalogue.

## Introduction

Texcan carries a wide variety of both copper and aluminum building wire. Our building wire is available in multiple colours and construction types. Designed for applications that may involve wet or dry locations, building wire comes in armoured and non-armoured versions. Texcan's wide array of building wire provides safety and efficiency when installing in commercial and retail establishments such as low and high-rise offices as well as residential housing or apartment buildings.



## Applications

Building wire is used to carry electricity into or within buildings and structures. It is utilized in the construction of most commercial, industrial and residential properties, including applications such as electrical wiring systems, power generators, motors and electrical lights.

As there are multiple building wire applications, there are also multiple building wire constructions. For example, ACWU and NMWU are well-suited for direct earth burial; however, ACWU wiring is also suitable for hazardous locations. Building wire is mainly used in power distribution applications, service entrance and branch circuit applications.

## Specifications

- CSA FT1 & FT4
- CSA AG14
- CSA C22.2
- CSA C22.2 No.38
- CSA C22.2 No. 123-96
- CSA C22.2 No. 131
- CSA C22.2 No. 174
- CSA C22.2 No. 230
- CSA Class 5812 01
- CSA Class 5818 01
- Class II Divisions 1 & 2
- Class III Divisions 1 & 2
- UL 83
- UL1581
- IEEE 383 & 1202 (70,000 BTU/hr) Flame Test
- ICEA T-30-520 (70,000 BTU/hr) Vertical Flame Test
- ASTM Approved
- RoHS Compliant
- Lead Free
- OSHA Acceptable
- TC Approved

\* Refer to CE Code for details

\* Specifications pertain to individual products

### CAUTION NOTICE

In case of fire, well maintained early warning smoke detectors will give an alarm long before non-metallic coverings become combustible. However, the Electrical and Electronic Manufacturers Association of Canada has suggested that all purchasers of PVC insulated / jacketed products be advised of the following:

- Non-metallic coverings of electrical cables can burn and may transmit fire when ignited.
- Burning non-metallic coverings may emit acid gases which are toxic and may generate dense smoke.
- Emission of acid gases may corrode metal in the vicinity e.g. sensitive instruments and reinforcing rods in cement.

The installer and/or user assumes all liability for the consequences of the installation and/or use of any of the products in violation of any applicable law, regulation, or code.

## Building Wire

Texcan's building wire ranges from 300 to 1kV and consists of both copper and aluminum product lines, suitable for commercial or residential applications. Each building wire product is available in various constructions as outlined below:

### Copper Building Wire

**AC90** – CSA C22.2 No.51-95 certified. Solid or stranded bare copper conductor with Cross-Linked Polyethylene (XLPE) or PVC insulation and a bare solid or stranded copper bonding wire.

**Bare Copper** – ASTM certified. Soft, annealed solid or stranded bare copper conductor.

**Green Ground** – CSA FT4, CSA C22.2 No. 38 and TC approved for 1/0 AWG or larger. Compact or compressed stranded bare copper conductor with Cross-Linked Polyethylene (XLPE) insulation and green PVC jacket.

**NMD90** – CSA FT1, CSA C22.2 No.48-M90 and RoHS compliant. Solid or stranded bare copper conductor with flame-retardant, PVC c/w Nylon sheath insulation or Cross-Linked Polyethylene (XLPE) insulation and PVC jacket.

**NMWU** – CSA FT1 and CSA C22.2 No.48. Annealed, soft copper with compressed or compact stranding conductor, PVC insulation and black PVC jacket.

**RA90** – CSA FT4, AG14, CSA C22.2 No.123-96, RoHS compliant and lead free. Single copper conductor, Cross-Linked Polyethylene (XLPE) insulation and sunlight resistant, low-temperature, low acid and gas and low flame spread PVC jacket.


**RW90** – CSA C22.2 No.38. Annealed Class B compressed solid or stranded soft drawn plain copper conductor. Heat and moisture resistant, low-temperature, Cross-Linked Polyethylene (XLPE) insulation. Rated at 600 volts.

**RWU90** – CSA C22.2 No. 38. Annealed Class B compressed solid or stranded soft drawn plain copper conductor. Heat and moisture resistant, low-temperature, Cross-Linked Polyethylene (XLPE) insulation. Rated at 1000 volts.

**T90** – CSA FT1, CSA C22.2 No. 75 and UL 83. Annealed solid or stranded, soft copper conductor, heat and moisture resistant PVC insulation and nylon jacket.

**TW75** – CSA FT1, CSA C22.2 No.75 and lead free. Annealed solid or stranded, soft copper conductor with flame-retardant, heat and moisture resistant PVC insulation.

**TWU** – CSA FT1 and CSA C22.2 No.75-03. Annealed solid or stranded, soft copper conductor, flame-retardant, low-temperature and moisture resistant PVC insulation.



### Aluminum Building Wire

**AC90** – CSA C22.2 No.51. Bare ACM aluminum compact or compressed Class B strand conductor. RW90, Cross-Linked Polyethylene (XLPE) or PVC insulation and flexible interlocked aluminum armour.

**ACWU** – CSA FT4, CSA C22.2 No. 51 and 174, IEEE 1202 and 383, UL 1581, ICEA T-30-520 and OSHA acceptable. Bare ACM aluminum compact or compressed Class B strand conductor. Cross-Linked Polyethylene (XLPE) insulation, flexible interlocked aluminum armour and flame-retardant, moisture and sunlight resistant, black PVC jacket.

**NMD90** – CSA FT1 and CSA C22.2 No.48. Bare ACM aluminum compact or compressed Class B strand conductor. Cross-Linked Polyethylene (XLPE) or PVC insulation, bare ACM aluminum ground (bonding) conductor and sunlight and moisture resistant PVC jacket.

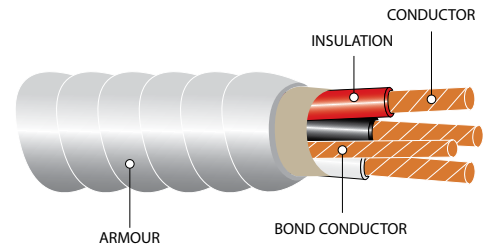
**RA90** – CSA FT4. Bare ACM aluminum compact or compressed Class B strand conductor. Heat and moisture resistant, low-temperature, Cross-linked Polyethylene (XLPE) insulation, vapour tight solid corrugated aluminum sheath armour and flame-retardant, moisture and sunlight resistant PVC jacket overall.

**RW90** – CSA C22.2 No.38. Bare ACM aluminum compact or compressed Class B strand conductor. Heat and moisture resistant, low-temperature, Cross-Linked Polyethylene (XLPE) insulation. Rated at 600 volts.

**RWU90** – CSA C22.2 No.38. Bare ACM aluminum compact or compressed Class B strand conductor. Heat and moisture resistant, low-temperature, Cross-Linked Polyethylene (XLPE) insulation. Rated at 1000 volts.

## AC90 Cable 600V

PVC or XLPE/AIA



### SPECIFICATIONS

• CSA C22.2 No. 51

\*Refer to CE Code for details



### CONSTRUCTION

**Conductor:** Solid or stranded bare copper

**Insulation:** Cross-Linked Polyethylene (XLPE) Type RW90 or Polyvinyl Chloride (PVC)

**Ground (Bonding) Conductor:** Bare solid or stranded copper bonding wire

**Armour:** Flexible Aluminum Interlocked Armour (AIA)

**Conductor Temperature:** Low-temperature, -40°C to + 90°C

**Options:** Aluminum conductor or Galvanized Steel Interlocking Armour available upon request

### 2 CONDUCTOR

Part Number	No. of Conductors	AWG Size		Insulation Thickness		Approximate Diameter		Net Weight	
		Cond.	Bond Wire	in.	mm.	in.	mm.	LB/MFT	KG/KM
11022-01-000	2	14	14(1)	0.030	0.760	0.470	12.000	98	145
11022-04-000	2	12	14(1)	0.030	0.760	0.510	12.800	115	176
11022-07-000	2	10	12(1)	0.030	0.760	0.550	13.900	156	233

### 3 CONDUCTOR

Part Number	No. of Conductors	AWG Size		Insulation Thickness		Approximate Diameter		Net Weight	
		Cond.	Bond Wire	in.	mm.	in.	mm.	LB/MFT	KG/KM
11022-02-000	3	14	14(1)	0.030	0.760	0.490	12.500	115	170
11022-05-000	3	12	14(1)	0.030	0.760	0.530	13.400	145	215
11022-08-000	3	10	12(1)	0.030	0.760	0.570	14.600	195	290
11023-11-000	3	8	10(1)	0.045	1.140	0.750	19.100	340	505
11023-14-000	3	6	8(7)	0.045	1.140	0.840	21.300	475	705
11023-17-000	3	4	8(7)	0.045	1.140	0.950	24.100	650	965
11023-20-000	3	3	6(7)	0.045	1.140	1.000	25.400	800	1195
11023-23-000	3	2	6(7)	0.045	1.140	1.106	26.900	950	1410

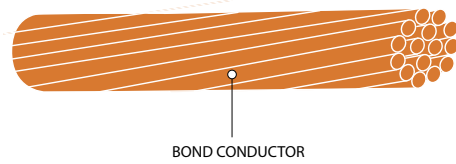
### 4 CONDUCTOR

Part Number	No. of Conductors	AWG Size		Insulation Thickness		Approximate Diameter		Net Weight	
		Cond.	Bond Wire	in.	mm.	in.	mm.	LB/MFT	KG/KM
11022-03-000	4	14	14(1)	0.030	0.760	0.520	13.300	137	203
11022-06-000	4	12	14(1)	0.030	0.760	0.560	14.300	175	260
11022-09-000	4	10	12(1)	0.030	0.760	0.620	15.600	239	355

Note: All dimensions are nominal and are subject to normal manufacturing tolerance. Specifications are subject to change without prior notice.

Refer to CEC for Ampacity

## Bare Copper Conductor



### SPECIFICATIONS

- ASTM

\*Refer to CE Code for details

### CONSTRUCTION

**Conductor:** Soft, annealed solid or stranded bare copper

**Options:** Various tempers such as medium or hard drawn upon request

Tinned available in select AWG sizes

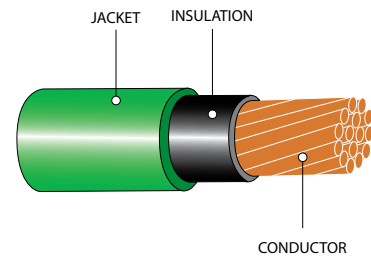
Part Number	AWG Size	Number of Strands	Individual Wire Diameter (in.)	Net Weight	
				LB/MFT	KG/KM
25035-05-000	14	Solid	0.064	13	19
25035-07-000	10	Solid	0.102	31	46
25035-08-000	8	Solid	0.129	49	73
25035-09-000	6	Solid	0.162	70	104
25035-10-000	4	Solid	0.202	126	188
25042-05-000	14	7	0.071	14	21
25042-06-000	12	7	0.089	20	30
25042-07-000	10	7	0.113	32	48
25042-08-000	8	7	0.142	51	76
25042-09-000	6	7	0.178	81	121
25042-10-000	4	7	0.225	129	192
25042-11-000	3	7	0.252	167	249
25042-12-000	2	7	0.283	205	305
25040-11-000	1	19	0.322	259	385
25040-14-000	1/0	19	0.362	326	485
25040-15-000	2/0	19	0.405	411	612
25040-16-000	3/0	19	0.456	518	771
25040-17-000	4/0	19	0.512	643	957
25040-18-000	250	37	0.558	772	1149

Note: All dimensions are nominal and are subject to normal manufacturing tolerance. Specifications are subject to change without prior notice.

Refer to CEC for Ampacity

## Green Ground Cable 1000V

XLPE/PVC



### SPECIFICATIONS

- CSA FT4
- CSA C22.2 No. 38 & 230
- T.C. Approved\*\*

\*Refer to CE Code for details

\*\*1/0 AWG & larger



### CONSTRUCTION

**Conductor:** Compact or compressed stranded bare copper

**Insulation:** Flame-retardant (FR) Cross Linked Polyethylene (XLPE) Type RW90

**Outer Jacket:** -40°C to + 90°C wet, 90°C dry, Polyvinyl Chloride (PVC), green

**Options:** Other sizes and constructions available upon request

Part Number	AWG Size	Insulation Thickness		Approximate Diameter		Net Weight		Minimum Bend Radius (in)
		in.	mm.	in.	mm.	LB/MFT	KG/KM	
12705-01-053	<b>6 (7)</b>	0.060	1.524	0.371	9.423	127	189	4.500
12706-01-053	<b>4 (7)</b>	0.060	1.524	0.420	10.668	140	209	4.500
12707-01-053	<b>2 (7)</b>	0.060	1.524	0.457	11.608	273	406	5.500
12710-01-053	<b>2/0 (19)</b>	0.080	2.032	0.638	16.205	536	798	7.750
12712-01-053	<b>4/0 (19)</b>	0.080	2.032	0.739	18.771	813	1210	9.000

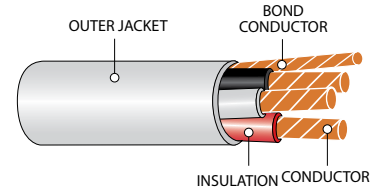
Note: All dimensions are nominal and are subject to normal manufacturing tolerance. Specifications are subject to change without prior notice.

Refer to CEC for Ampacity



## NMD90 Nylon Cable 300V

PVC or XLPE/PVC



### SPECIFICATIONS

- CSA FT1
- CSA C22.2 No. 48-M90
- RoHS Compliant

\*Refer to CE Code for details



### CONSTRUCTION

**Conductor:** Solid or stranded bare copper

**Insulation:** Flame-retardant (FR) Polyvinyl Chloride (PVC) c/w Nylon sheath insulation or Cross Linked Polyethylene (XLPE) Type RW90

**Ground (Bonding) Conductor:** Bare solid or stranded copper bonding wire

**Outer Jacket:** Flame-retardant (FR) and moisture resistant Polyvinyl Chloride (PVC)

**Note:** Outer colour jackets specific to AWG size and application

**Options:** Aluminum construction available upon request

### 2 CONDUCTOR

Part Number	No. of Conductors	AWG Size		Insulation Thickness		Approximate Diameter		Net Weight	
		Cond.	Bond Wire	in.	mm.	in.	mm.	LB/MFT	KG/KM
11015-01-000	2	14	14(1)	0.030	0.760	0.19 x 0.38	4.8 x 9.7	65	96
11015-03-000	2	12	14(1)	0.030	0.760	0.21 x 0.41	5.3 x 10.4	83	123
11015-05-000	2	10	12(1)	0.030	0.760	0.23 x 0.47	5.8 x 11.9	120	178
11016-04-030*	2	8	10 (1)	0.035	0.89	0.414	10.52	191	284
11016-05-030*	2	6	8 (7)	0.045	1.14	0.522	13.26	289	430
11016-06-030*	2	4	8 (7)	0.045	1.14	0.612	15.54	418	622
11016-07-030*	2	3	6 (7)	0.045	1.14	0.660	16.74	554	824
11016-08-030*	2	2	6 (7)	0.045	1.14	0.720	18.29	650	967

### 3 CONDUCTOR

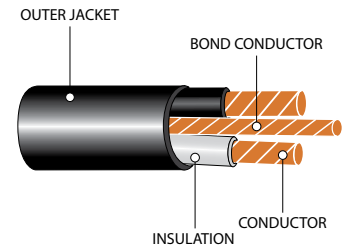
Part Number	No. of Conductors	AWG Size		Insulation Thickness		Approximate Diameter		Net Weight	
		Cond.	Bond Wire	in.	mm.	in.	mm.	LB/MFT	KG/KM
11015-02-000	3	14	14(1)	0.030	0.760	0.340	8.700	83	123
11015-04-000	3	12	14(1)	0.030	0.760	0.360	9.100	104	155
11015-06-000	3	10	12(1)	0.030	0.760	0.400	10.200	150	223
11015-08-000	3	8	10(1)	0.035	0.890	0.610	15.500	275	418
11015-10-000	3	6	8(7)	0.045	1.140	0.900	22.800	400	600
11015-14-000	3	3	6(7)	0.045	1.140	0.920	23.400	775	1150
11015-16-000	3	2	6(7)	0.045	1.140	0.990	25.000	920	1370

Note: All dimensions are nominal and are subject to normal manufacturing tolerance. Specifications are subject to change without prior notice.

Refer to CEC for Ampacity  
\*Part number incorporates a red jacket

## NMWU90 Cable 300V

PVC/PVC



### SPECIFICATIONS

- CSA FT1
- CSA C22.2 No. 48

\*Refer to CE Code for details



### CONSTRUCTION

**Conductor:** Annealed, soft, copper with compressed or compact stranding

**Insulation:** Polyvinyl Chloride (PVC)

**Ground (Bonding) Conductor:** Bare solid or stranded copper bonding wire

**Outer Jacket:** Moisture & sunlight resistant Polyvinyl Chloride (PVC), black, 60°C

**Options:** Long lengths available upon request

### 2 CONDUCTOR

Part Number	No. of Conductors	AWG Size		Insulation Thickness		Jacket Thickness		Approximate Diameter		Net Weight	
		Cond.	Bond Wire	in.	mm.	in.	mm.	in.	mm.	LB/MFT	KG/KM
11017-01-000	2	14 (1)	14 (1)	0.060	1.520	0.030	0.760	0.25x0.50	6.3x12.7	95	142
11017-03-000	2	12 (1)	14 (1)	0.060	1.520	0.030	0.760	0.27x0.53	6.8x13.6	117	173
11017-05-000	2	10 (1)	12 (1)	0.060	1.520	0.030	0.760	0.29x0.59	7.3x15.1	157	234
11017-07-000	2	8 (7)	10 (1)	0.075	1.910	0.045	1.140	0.39x0.79	9.9x20.0	270	402
11017-09-000	2	6 (7)	10 (1)	0.090	2.290	0.045	1.140	0.46x0.92	11.6x23.5	379	565

### 3 CONDUCTOR

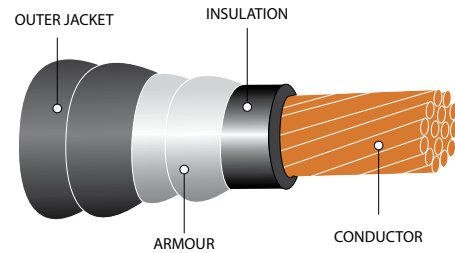
Part Number	No. of Conductors	AWG Size		Insulation Thickness		Jacket Thickness		Approximate Diameter		Net Weight	
		Cond.	Bond Wire	in.	mm.	in.	mm.	in.	mm.	LB/MFT	KG/KM
11017-02-000	3	14 (1)	14 (1)	0.060	1.520	0.030	0.760	0.470	11.900	122	181
11017-04-000	3	12 (1)	14 (1)	0.060	1.520	0.030	0.760	0.500	12.800	152	227
11017-06-000	3	10 (1)	12 (1)	0.060	1.520	0.030	0.760	0.550	13.900	205	306
11017-08-000	3	8 (7)	10 (1)	0.075	1.910	0.045	1.140	0.730	18.600	351	523
11017-10-000	3	6 (7)	10 (1)	0.090	2.290	0.045	1.140	0.880	22.300	505	752
11017-16-000	3	2 (7)	8 (7)	0.090	2.290	0.080	2.030	1.170	29.800	1069	1591

Note: All dimensions are nominal and are subject to normal manufacturing tolerance.  
Specifications are subject to change without prior notice.

Refer to CEC for Ampacity

## RA90 Armoured Cable 600V

XLPE/Corrugated Armour/PVC



### SPECIFICATIONS

- CSA FT4 & AG14
- CSA C22.2 No. 123-96
- Class II Divisions 1 & 2
- Class III Divisions 1 & 2
- RoHS Compliant
- Lead Free

\*Refer to CE Code for details



### CONSTRUCTION

**Conductor:** Soft, annealed copper

**Insulation:** Cross-Linked Polyethylene (XLPE) Type RW90

**Armour:** Vapour tight, solid corrugated aluminum sheath

**Outer Jacket:** Sunlight resistant, low-temperature, low acid gas and low flame spread Polyvinyl Chloride (PVC)

**Options:** Other coloured outer jacket and non-jacketed constructions available upon request  
Aluminum conductor available upon request

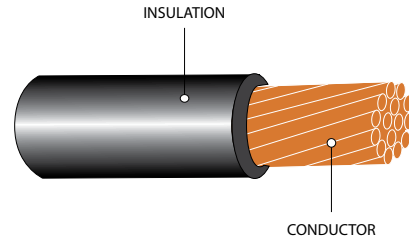
Part Number	AWG Size	Approximate Diameter		Minimum Bending Radius		Net Weight	
		in.	mm.	in.	mm.	LB/MFT	KG/KM
21023-03-010	<b>1/0 (19)</b>	0.750	18.900	8	170	496	737
21023-05-010	<b>3/0 (19)</b>	0.900	22.900	9	210	744	1107
21023-06-010	<b>4/0 (19)</b>	0.930	23.700	9	215	887	1320
21023-07-010	<b>250 (37)</b>	1.060	26.900	10	254	1045	1555
21023-09-010	<b>350 (37)</b>	1.140	28.900	10	260	1380	2052
21023-12-010	<b>500 (37)</b>	1.310	33.300	12	305	1944	2892
21010-13-010	<b>600 (61)</b>	1.480	37.600	14	356	2330	3467
21023-14-010	<b>750 (61)</b>	1.640	41.700	15	381	2885	4293
21023-16-010	<b>1000 (61)</b>	1.780	45.200	17	432	3725	5543

Note: All dimensions are nominal and are subject to normal manufacturing tolerance.  
Specifications are subject to change without prior notice.

Refer to CEC for Ampacity

## RW90 Cable 600V

XLPE



### SPECIFICATIONS

• CSA C22.2 No. 38

\*Refer to CE Code for details



### CONSTRUCTION

**Conductor:** Annealed Class B compressed solid or stranded soft drawn plain copper

**Insulation:** Heat and moisture resistant, low temperature Cross-Linked Polyethylene (XLPE) Type RW90, -40°C to +90°C

**Options:** Multiple coloured insulations and aluminum conductor available upon request

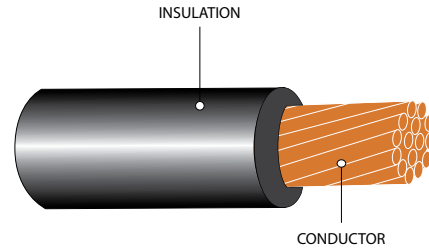
Part Number	AWG Size	Insulation Thickness		Approximate Diameter		Copper Content		Net Weight	
		in.	mm.	in.	mm.	LB/MFT	KG/KM	LB/MFT	KG/KM
11001-01-010	14 (1)	0.030	0.760	0.120	3.050	12	18	16	23
11001-02-010	12 (1)	0.030	0.760	0.140	3.560	12	18	24	36
11001-03-010	10 (1)	0.030	0.760	0.160	4.060	20	30	36	54
11001-04-010	14 (7)	0.030	0.760	0.130	3.300	20	30	16	24
11001-05-010	12 (7)	0.030	0.760	0.150	3.810	31	46	25	38
11001-06-010	10 (7)	0.030	0.760	0.170	4.320	32	48	38	57
11001-13-010	8 (7)	0.045	1.140	0.230	5.840	50	74	62	93
11001-14-010	6 (7)	0.045	1.140	0.270	6.860	78	116	93	139
11001-15-010	4 (7)	0.045	1.140	0.320	8.130	129	192	149	221
11001-16-010	3 (7)	0.045	1.140	0.340	8.640	163	243	184	274
11001-17-010	2 (7)	0.045	1.140	0.370	9.400	200	298	224	334
11001-18-010	1 (19)	0.055	1.400	0.430	10.920	258	384	289	430
11001-19-010	1/0 (19)	0.055	1.400	0.470	11.940	326	485	361	538
11001-20-010	2/0 (19)	0.055	1.400	0.520	13.210	411	612	451	672
11001-21-010	3/0 (19)	0.055	1.400	0.570	14.480	507	754	553	823
11001-22-010	4/0 (19)	0.055	1.400	0.620	15.750	635	945	686	1021
11001-23-010	250 (37)	0.065	1.650	0.690	17.530	772	1149	836	1244
11001-24-010	300 (37)	0.065	1.650	0.740	18.796	926	1378	996	1483
11001-25-010	350 (37)	0.065	1.650	0.790	20.070	1063	1582	1140	1696
11001-26-010	400 (37)	0.065	1.650	0.840	21.230	1235	1838	1318	1961
11001-28-010	500 (37)	0.065	1.650	0.920	23.370	1509	2245	1603	2386
11001-31-010	750 (61)	0.800	2.030	1.130	28.700	2316	3446	2453	3650
11001-32-010	1000 (61)	0.800	2.030	1.280	32.510	3088	4595	3250	4835

Refer to CEC for Ampacity

Note: All dimensions are nominal and are subject to normal manufacturing tolerance.  
Specifications are subject to change without prior notice.

## RWU90 Cable 1000V

XLPE



### SPECIFICATIONS

• CSA C22.2 No. 38

\*Refer to CE Code for details



### CONSTRUCTION

**Conductor:** Annealed class B compressed stranded soft drawn plain copper

**Insulation:** Heat and moisture resistant, low-temperature Cross-Linked Polyethylene (XLPE) Type RW90, -40°C to +90°C

**Options:** Solid conductor and multiple colored insulations available upon request  
PVC jacket (FT1 Rating) and aluminum conductor available upon request

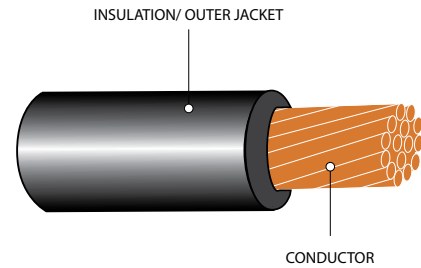
Part Number	AWG Size	Insulation Thickness		Approximate Diameter		Copper Content		Net Weight	
		in.	mm.	in.	mm.	LB/MFT	KG/KM	LB/MFT	KG/KM
11002-04-010	14 (7)	0.060	1.520	0.190	4.900	12	18	23	34
11002-05-010	12 (7)	0.060	1.520	0.210	5.400	20	30	32	48
11002-06-010	10 (7)	0.060	1.520	0.240	6.000	32	48	46	69
11002-07-010	8 (7)	0.080	2.030	0.310	7.800	50	74	76	112
11002-08-010	6 (7)	0.080	2.030	0.350	8.800	78	116	110	164
11002-09-010	4 (7)	0.080	2.030	0.390	10.000	129	192	164	243
11002-10-010	3 (7)	0.080	2.030	0.420	10.600	163	243	201	298
11002-11-010	2 (7)	0.080	2.030	0.450	11.400	200	298	247	367
11002-12-010	1 (19)	0.095	2.410	0.520	13.200	258	384	313	466
11002-13-010	1/0 (19)	0.095	2.410	0.550	13.900	326	485	384	572
11002-14-010	2/0 (19)	0.095	2.410	0.590	15.000	411	612	480	715
11002-15-010	3/0 (19)	0.095	2.410	0.640	16.200	507	754	590	878
11002-16-010	4/0 (19)	0.095	2.410	0.690	17.600	635	945	732	1089
11002-17-010	250 (37)	0.110	2.790	0.770	19.500	772	1149	874	1300
11002-18-010	300 (37)	0.110	2.790	0.840	21.400	926	1378	10.38	1544
11002-19-010	350 (37)	0.110	2.790	0.860	21.900	1063	1582	1193	1775
11002-22-010	500 (37)	0.110	2.790	0.990	25.200	1509	2245	1687	2510
11002-23-010	600 (61)	0.125	3.170	1.230	31.300	1883	2802	2505	3728
11002-24-010	750 (61)	0.125	3.170	1.230	31.300	2316	3446	2505	3728

Note: All dimensions are nominal and are subject to normal manufacturing tolerance.  
Specifications are subject to change without prior notice.

Refer to CEC for Ampacity

## T90 Nylon Cable 600V

PVC/Nylon



### SPECIFICATIONS

- CSA FT1
- CSA C22.2 No. 75
- UL 83

\*Refer to CE Code for details



### CONSTRUCTION

**Conductor:** Annealed solid or stranded, soft copper

**Insulation:** Heat and moisture resistant Polyvinyl Chloride (PVC) and Nylon covering with a maximum operating temperature of 90°C (60°C when exposed to oil)

**Options:** Other coloured outer jacket and constructions available upon request

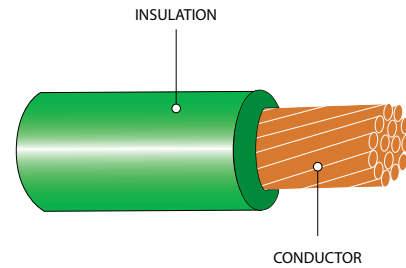
Part Number	AWG Size	Insulation Thickness		Jacket Thickness		Approximate Diameter		Net Weight	
		in.	mm.	in.	mm.	in.	mm.	LB/MFT	KG/KM
11009-01-010	<b>14 (1)</b>	0.015	0.380	0.004	0.100	0.102	2.590	15	23
11009-02-010	<b>12 (1)</b>	0.015	0.380	0.004	0.100	0.119	3.020	23	34
11009-03-010	<b>10 (1)</b>	0.020	0.510	0.004	0.100	0.150	3.810	37	55
11009-04-010	<b>14 (19)</b>	0.015	0.380	0.004	0.100	0.109	2.770	16	23
11009-05-010	<b>12 (19)</b>	0.015	0.380	0.004	0.100	0.128	3.250	24	36
11009-06-010	<b>10 (19)</b>	0.020	0.510	0.004	0.100	0.161	4.090	38	57
11009-07-010	<b>8 (19)</b>	0.030	0.760	0.005	0.130	0.213	5.410	63	93
11009-08-010	<b>6 (19)</b>	0.030	0.760	0.005	0.130	0.249	6.320	95	141
11009-09-010	<b>4 (19)</b>	0.040	1.020	0.006	0.150	0.318	8.080	152	227
11009-10-010	<b>3 (19)</b>	0.040	1.020	0.006	0.150	0.346	8.790	189	281
11009-11-010	<b>2 (19)</b>	0.040	1.020	0.006	0.150	0.378	9.600	234	349
11009-12-010	<b>1 (19)</b>	0.050	1.270	0.007	0.180	0.435	11.000	299	446
11009-13-010	<b>1/0 (19)</b>	0.050	1.270	0.007	0.180	0.474	12.000	372	553
11009-14-010	<b>2/0 (19)</b>	0.050	1.270	0.007	0.180	0.518	13.200	462	687
11009-15-010	<b>3/0 (19)</b>	0.050	1.270	0.007	0.180	0.568	14.400	575	856
11009-16-010	<b>4/0 (19)</b>	0.050	1.270	0.007	0.180	0.624	15.800	718	1068
11009-17-010	<b>250 (37)</b>	0.060	1.520	0.008	0.200	0.694	17.600	851	1266
11009-19-010	<b>350 (37)</b>	0.060	1.520	0.008	0.200	0.797	20.200	1174	1747
11009-21-010	<b>500 (37)</b>	0.060	1.520	0.008	0.200	0.926	23.500	1655	2462

Note: All dimensions are nominal and are subject to normal manufacturing tolerance.  
Specifications are subject to change without prior notice.

Refer to CEC for Ampacity

## TW75 Cable 600V

PVC



### SPECIFICATIONS

- CSA FT1
- CSA C22.2 No. 75
- Lead Free

\*Refer to CE Code for details



### CONSTRUCTION

**Conductor:** Annealed solid or stranded, soft copper

**Insulation:** Flame-retardant (FR), heat and moisture resistant Polyvinyl Chloride (PVC)

**Options:** Multiple coloured outer jacket and constructions available upon request

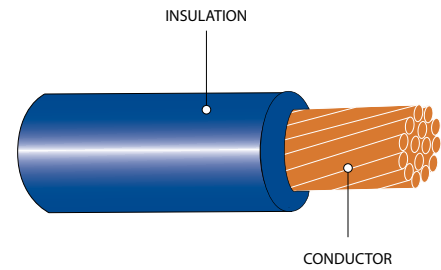
Part Number	AWG Size	Insulation Thickness		Approximate Diameter		Net Weight	
		in.	mm.	in.	mm.	LB/MFT	KG/KM
11005-01-050	14 (1)	0.030	0.762	0.126	3.200	18	27
11005-03-010	10 (1)	0.030	0.762	0.126	3.200	38	58
11005-05-010	12 (7)	0.030	0.762	0.154	3.912	27	41
11005-06-010	10 (7)	0.030	0.762	0.178	4.521	40	61
11005-07-010	8 (7)	0.045	1.143	0.276	7.010	66	99
11005-08-010	6 (7)	0.060	1.524	0.290	7.366	106	159
11005-09-010	4 (7)	0.060	1.524	0.325	8.255	159	237
11005-10-010	3 (7)	0.060	1.524	0.360	9.144	196	293
11005-11-010	2 (7)	0.060	1.524	0.390	9.906	243	362
11005-12-010	1 (19)	0.080	2.032	0.495	12.573	325	484
11005-13-010	1/0 (19)	0.080	2.032	0.536	13.614	399	595
11005-14-050	2/0 (19)	0.080	2.032	0.582	14.783	493	734
11005-15-050	3/0 (19)	0.080	2.032	0.633	16.078	610	908
11005-16-050	4/0 (19)	0.080	2.032	0.691	17.551	756	1126

Note: All dimensions are nominal and are subject to normal manufacturing tolerance.  
Specifications are subject to change without prior notice.

Refer to CEC for Ampacity

## TWU Cable 600V

PVC



### SPECIFICATIONS

- CSA FT1
- CSA C22.2 No. 75-03

\*Refer to CE Code for details



### CONSTRUCTION

**Conductor:** Annealed solid or stranded, soft copper

**Insulation:** Flame-retardant (FR), low-temperature, moisture resistant Polyvinyl Chloride (PVC)

**Options:** Other coloured outer jacket and constructions available upon request

Part Number	AWG Size	Insulation Thickness		Approximate Diameter		Net Weight	
		in.	mm.	in.	mm.	LB/MFT	KG/KM
11006-01-010	<b>14 (1)</b>	0.060	1.520	0.190	4.700	26	39
11006-06-010	<b>10 (7)</b>	0.060	1.520	0.210	5.400	37	55
11006-07-010	<b>8 (7)</b>	0.080	2.030	0.310	7.800	85	126
11006-08-010	<b>6 (7)</b>	0.080	2.030	0.340	8.700	121	180
11006-09-010	<b>4 (7)</b>	0.080	2.030	0.390	9.900	177	263
11006-11-010	<b>2 (7)</b>	0.080	2.030	0.450	11.400	263	392
11006-13-010	<b>1/0 (19)</b>	0.095	2.410	0.550	13.900	407	606
11006-14-010	<b>2/0 (19)</b>	0.095	2.410	0.590	15.000	506	753
11006-16-010	<b>4/0 (19)</b>	0.095	2.410	0.700	17.600	764	1137

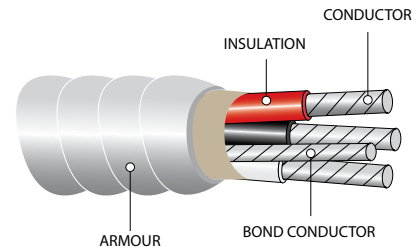
Note: All dimensions are nominal and are subject to normal manufacturing tolerance.  
Specifications are subject to change without prior notice.

Refer to CEC for Ampacity



## AC90 Armoured Cable 600V

PVC or XLPE/AIA



### SPECIFICATIONS

• CSA C22.2 No.51

\*Refer to CE Code for details



### CONSTRUCTION

**Conductor:** Bare ACM aluminum compact or compressed Class B strand

**Insulation:** Cross-Linked Polyethylene (XLPE) Type RW90 or Polyvinyl Chloride (PVC)

**Ground (Bonding) Conductor:** Bare solid or stranded aluminum bonding wire

**Armour:** Aluminum Interlocked Armour (AIA)

**Conductor Temperature:** Low-temperature, -40°C to + 90°C

**Options:** Copper conductor or Galvanized Steel Interlocking Armour (GSIA) available upon request

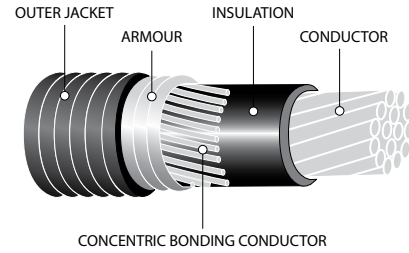
### 3 CONDUCTOR

Part Number	No. of Conductors	AWG Size		Insulation Thickness		Approximate Diameter		Net Weight	
		Cond.	Bond Wire	in.	mm.	in.	mm.	LB/MFT	KG/KM
28010-06-003	3	6	8(7)	0.045	1.140	0.810	20.600	255	380
28010-08-003	3	4	6(7)	0.045	1.140	0.910	23.100	330	490
28010-10-003	3	2	6(7)	0.045	1.140	1.020	25.900	430	640
28010-11-003	3	1	4(7)	0.055	1.400	1.140	28.900	530	785
28010-12-003	3	1/0	4(7)	0.055	1.400	1.220	31.000	605	905
28010-13-003	3	2/0	4(7)	0.055	1.400	1.300	33.000	710	1055

Note: All dimensions are nominal and are subject to normal manufacturing tolerance. Specifications are subject to change without prior notice.

Refer to CEC for Ampacity

## ACWU90 Cable 600V XLPE/AIA/PVC



### SPECIFICATIONS

- CSA FT4
- CSA C22.2 No. 51 & 174
- IEEE 1202 & 383
- ICEA T-30-520
- OSHA Acceptable

\*Refer to CE Code for details



### CONSTRUCTION

**Conductor:** Bare ACM aluminum compact or compressed Class B strand

**Insulation:** Cross-Linked Polyethylene (XLPE) Type RW90

**Ground (Bonding) Conductor:** Stranded bare aluminum

**Armour:** Aluminum Interlocked Armour (AIA)

**Outer Jacket:** Flame-retardant (FR), moisture and sunlight resistant Polyvinyl Chloride (PVC), black

**Options:** Other coloured outer jacket and constructions available upon request

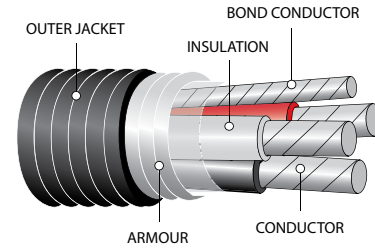
### SINGLE CONDUCTOR

Part Number	No. of Conductors	AWG Size		Insulation Thickness		Approximate Diameter (Over)						Aluminum Weight		Net Weight	
		Cond.	Bond Wire	in.	mm.	Insulation		Armour		Cable		LB/MFT	KG/KM	LB/MFT	KG/KM
						in.	mm.	in.	mm.	in.	mm.				
21001-06-010	1	4/0	2	0.055	1.400	0.591	15.010	0.940	23.880	1.036	26.310	197	388	504	750
21001-07-010	1	250	1	0.065	1.650	0.658	16.710	1.007	25.580	1.103	28.020	233	346	600	893
21001-09-010	1	350	1/0	0.065	1.650	0.754	19.150	1.103	28.020	1.199	30.450	326	485	745	1107
21001-12-010	1	500	2/0	0.065	1.650	0.872	22.150	1.221	31.010	1.317	33.450	467	395	952	1417
21001-13-010	1	600	2/0	0.080	2.030	0.985	25.020	1.334	33.880	1.430	36.320	560	833	1099	1635
21001-14-010	1	750	3/0	0.080	2.030	1.080	27.430	1.429	36.300	1.525	38.740	700	1042	1305	1942
21001-16-010	1	1000	3/0	0.080	2.030	1.230	31.420	1.667	42.340	1.779	45.190	935	1392	1704	2536

Note: All dimensions are nominal and are subject to normal manufacturing tolerance.  
Specifications are subject to change without prior notice.

Refer to CEC for Ampacity

## ACWU90 Cable 600V XLPE/AIA/PVC



### SPECIFICATIONS

- CSA FT4
- CSA C22.2 No. 51 & 174
- IEEE 1202 & 383
- UL 1581
- ICEA T-30-520
- OSHA Acceptable

\*Refer to CE Code for details



### CONSTRUCTION

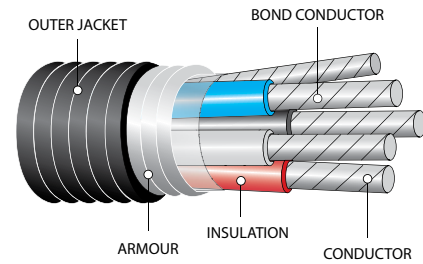
- Conductor:** Bare ACM aluminum compact or compressed Class B strand
- Insulation:** Cross-Linked Polyethylene (XLPE) Type RW90
- Ground (Bonding) Conductor:** Stranded bare aluminum
- Armour:** Aluminum Interlocked Armour (AIA)
- Outer Jacket:** Flame-retardant (FR), moisture and sunlight resistant Polyvinyl Chloride (PVC), black
- Options:** Other coloured outer jacket and constructions available upon request

3 CONDUCTOR															
Part Number	No. of Conductors	AWG Size		Insulation Thickness		Approximate Diameter (Over)						Aluminum Weight		Net Weight	
		Cond.	Bond Wire	Insulation		Insulation		Armour		Cable		LB/MFT	KKG/KM	LB/MFT	KG/KM
				in.	mm.	in.	mm.	in.	mm.	in.	mm.				
21002-02-010	3	6	8	0.045	1.140	0.266	6.760	0.783	19.890	0.879	22.330	92	137	325	484
21002-03-010	3	4	6	0.045	1.140	0.310	7.870	0.91	23.100	1.020	25.900	145	216	415	618
21002-05-010	3	2	6	0.045	1.140	0.365	9.270	0.997	25.320	1.093	27.760	213	317	530	789
21002-06-010	3	1	4	0.055	1.400	0.415	10.540	1.140	28.900	1.248	31.700	270	409	632	941
21002-07-010	3	1/0	4	0.055	1.400	0.418	10.620	1.111	28.220	1.207	30.660	275	410	637	948
21002-08-010	3	2/0	4	0.055	1.400	0.496	12.600	1.279	32.490	1.375	34.930	415	618	850	1265
21002-09-010	3	3/0	4	0.055	1.400	0.543	13.790	1.380	35.050	1.476	37.490	513	763	996	1482
21002-10-010	3	4/0	4	0.055	1.400	0.593	15.060	1.488	37.800	1.584	40.230	636	947	1161	1728
21002-11-010	3	250	2	0.065	1.650	0.662	16.810	1.727	43.870	1.839	46.710	770	1146	1493	2222
21002-13-010	3	350	2	0.065	1.650	0.757	19.230	1.931	49.050	2.043	51.890	1050	1562	1885	2805
21002-15-010	3	500	1	0.065	1.650	0.878	22.300	2.192	55.680	2.304	58.520	1494	2223	2485	3698
21002-16-010	3	600	1	0.080	2.030	0.984	24.990	2.424	61.570	2.563	65.100	1791	2665	3035	4516
21002-17-010	3	750	1/0	0.080	2.030	1.077	27.360	2.621	66.570	2.763	70.180	2221	3305	3597	5353

Note: All dimensions are nominal and are subject to normal manufacturing tolerance. Specifications are subject to change without prior notice.

Refer to CEC for Ampacity

## ACWU90 Cable 600V XLPE/AIA/PVC



### SPECIFICATIONS

- CSA FT4
- CSA C22.2 No. 51 & 174
- IEEE 1202 & 383
- UL 1581
- ICEA T-30-520
- OSHA Acceptable

\*Refer to CE Code for details



### CONSTRUCTION

**Conductor:** Bare ACM aluminum compact or compressed Class B strand

**Insulation:** Cross-Linked Polyethylene (XLPE) Type RW90

**Ground (Bonding) Conductor:** Stranded bare aluminum

**Armour:** Aluminum Interlocked Armour (AIA)

**Outer Jacket:** Flame-retardant (FR), moisture and sunlight resistant Polyvinyl Chloride (PVC), black

**Options:** Other coloured outer jacket and constructions available upon request

### 4 CONDUCTOR

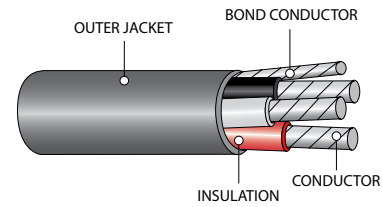
Part Number	No. of Conductors	AWG Size		Insulation Thickness		Approximate Diameter (Over)						Aluminum Weight		Net Weight	
		Cond.	Bond Wire	in.	mm.	Insulation		Armour		Cable		LB/MFT	KG/KM	LB/MFT	KG/KM
						in.	mm.	in.	mm.	in.	mm.				
21003-02-010	4	6	8	0.045	1.140	0.270	6.850	0.890	22.600	1.010	25.600	100	145	392	583
21003-03-010	4	4	6	0.045	1.140	0.365	9.270	1.091	27.710	1.187	30.150	275	410	634	943
21003-05-010	4	2	6	0.045	1.140	0.415	10.540	1.000	25.400	1.130	28.700	150	220	520	774
21003-06-010	4	1	4	0.055	1.400	0.418	10.620	1.219	30.960	1.315	33.400	364	542	772	1149
21003-07-010	4	1/0	4	0.055	1.400	0.456	11.580	1.311	33.300	1.407	35.740	435	648	889	1323
21003-08-010	4	2/0	4	0.055	1.400	0.496	12.600	1.407	35.740	1.503	38.180	540	804	1037	1543
21003-09-010	4	3/0	4	0.055	1.400	0.543	13.790	1.611	40.920	1.723	43.760	671	998	1337	1990
21003-10-010	4	4/0	4	0.055	1.400	0.593	15.060	1.732	43.990	1.844	46.840	835	1243	1556	2316
21003-11-010	4	250	2	0.065	1.650	0.662	16.810	1.898	48.210	2.010	51.050	1006	1497	1836	2732
21003-13-010	4	350	2	0.065	1.650	0.757	19.230	2.127	54.030	2.239	56.870	1379	2052	2335	3475
21003-15-010	4	500	1	0.065	1.650	0.878	22.300	2.419	61.440	2.561	65.050	1966	2925	3165	4710
21003-17-010	4	750	1/0	0.080	2.030	1.077	27.360	2.900	73.660	3.042	77.270	2929	4358	4482	6670

Note: All dimensions are nominal and are subject to normal manufacturing tolerance. Specifications are subject to change without prior notice.

Refer to CEC for Ampacity

## NMD90 Cable 300V

PVC or XLPE/PVC



### SPECIFICATIONS

- CSA FT1
  - CSA C22.2 No. 48
- \*Refer to CE Code for details



### CONSTRUCTION

- Conductor:** Bare ACM aluminum compact or compressed Class B strand
- Insulation:** Cross-Linked Polyethylene (XLPE) Type RW90 or Polyvinyl Chloride (PVC)
- Ground (Bonding) Conductor:** Bare ACM aluminum compact or compressed Class B strand
- Outer Jacket:** Sunlight and moisture resistant Polyvinyl Chloride (PVC)
- Options:** Other coloured outer jacket and copper conductor available upon request

### 3 CONDUCTOR

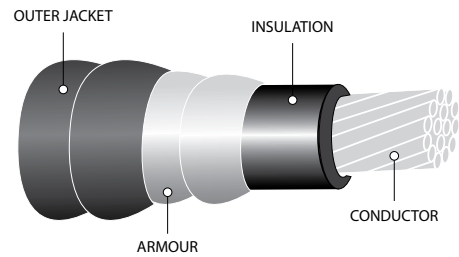
Part Number	No. of Conductors	AWG Size		Insulation Thickness		Approximate Diameter		Net Weight	
		Cond.	Bond Wire	in.	mm.	in.	mm.	LB/MFT	KG/KM
28005-07-090	3	6	8	0.045	1.140	0.666	16.920	277	412
28005-08-000	3	4	6	0.045	1.140	0.812	20.620	417	621
28005-10-000	3	2	6	0.045	1.140	0.952	24.180	608	905

Note: All dimensions are nominal and are subject to normal manufacturing tolerance. Specifications are subject to change without prior notice.

Refer to CEC for Ampacity

## RA90 Armoured Cable 600V

XLPE/Corrugated Aluminum/PVC



### SPECIFICATIONS

- CSA FT4 & AG14
- CSA C22.2 No. 123-96
- Class II Divisions 1 & 2
- Class III Divisions 1 & 2
- RoHS Compliant
- Lead Free

\*Refer to CE Code for details



### CONSTRUCTION

**Conductor:** Bare ACM aluminum compact or compressed Class B strand

**Insulation:** Cross-Linked Polyethylene (XLPE) Type RW90

**Armour:** Vapour tight solid corrugated aluminum sheath

**Outer Jacket:** Sunlight resistant, low-temperature, low acid gas and low flame spread Polyvinyl Chloride (PVC), black

**Options:** Other coloured outer jacket and non-jacketed constructions available upon request  
Copper conductor available upon request.

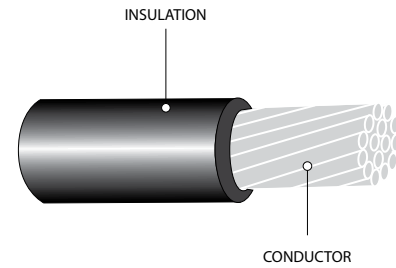
Part Number	AWG Size	Approximate Diameter		Minimum Bending Radius		Net Weight	
		in.	mm.	in.	mm.	LB/MFT	KG/KM
21010-06-010	<b>4/0 (18)</b>	0.920	23.400	9	229	430	640
21010-07-010	<b>250 (35)</b>	1.060	26.900	10	254	510	759
21010-09-010	<b>350 (35)</b>	1.100	27.900	10	254	625	930
21010-12-010	<b>500 (35)</b>	1.300	33.000	12	305	861	1281
21010-13-010	<b>600 (58)</b>	1.480	37.600	14	356	1040	1548
21010-14-010	<b>750 (58)</b>	1.510	38.300	14	360	1211	1802
21010-16-010	<b>1000 (58)</b>	1.710	43.500	15	381	1584	2358

Note: All dimensions are nominal and are subject to normal manufacturing tolerance.  
Specifications are subject to change without prior notice.

Refer to CEC for Ampacity

## RW90 Cable 600V

XLPE



### SPECIFICATIONS

• CSA C22.2 No. 38

\*Refer to CE Code for details



### CONSTRUCTION

**Conductor:** Bare ACM aluminum compact or compressed Class B strand

**Insulation:** Heat and moisture resistant low-temperature Cross-Linked Polyethylene (XLPE) Type RW90, -40°C

**Options:** Other coloured insulations and copper conductor available upon request

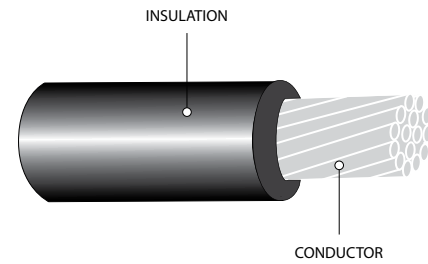
Part Number	AWG Size	Insulation Thickness		Approximate Diameter		Aluminum Content		Net Weight	
		in.	mm.	in.	mm.	LB/MFT	KG/KM	LB/MFT	KG/KM
28001-04-010	<b>8 (7)</b>	0.045	1.140	0.240	6.000	15	23	27	40
28001-06-010	<b>6 (7)</b>	0.045	1.140	0.270	6.900	24	36	38	57
28001-08-010	<b>4 (7)</b>	0.045	1.140	0.320	8.100	39	57	56	84
28001-10-010	<b>2 (7)</b>	0.045	1.140	0.380	9.600	61	91	83	123
28001-11-010	<b>1 (19)</b>	0.055	1.400	0.440	11.000	78	116	107	160
28001-12-010	<b>1/0 (19)</b>	0.055	1.400	0.480	12.100	98	146	131	195
28001-13-010	<b>2/0 (19)</b>	0.055	1.400	0.520	13.200	124	184	161	239
28001-14-010	<b>3/0 (19)</b>	0.055	1.400	0.570	14.500	156	232	198	295
28001-15-010	<b>4/0 (19)</b>	0.055	1.400	0.630	16.000	197	294	245	364
28001-16-010	<b>250 (37)</b>	0.065	1.650	0.690	17.600	234	348	292	435
28001-17-010	<b>300 (37)</b>	0.065	1.650	0.750	18.900	280	417	345	513
28001-18-010	<b>350 (37)</b>	0.065	1.650	0.800	20.200	327	487	397	590
28001-19-010	<b>400 (37)</b>	0.065	1.650	0.840	21.400	374	556	449	667
28001-21-010	<b>500 (37)</b>	0.065	1.650	0.930	23.500	467	695	551	820
28001-22-010	<b>600 (61)</b>	0.080	2.030	1.030	26.200	561	834	670	998
28001-23-010	<b>750 (61)</b>	0.080	2.030	1.140	28.800	701	1043	824	1226
28001-24-010	<b>1000 (61)</b>	0.080	2.030	1.290	32.600	934	1390	1078	1604

Note: All dimensions are nominal and are subject to normal manufacturing tolerance. Specifications are subject to change without prior notice.

Refer to CEC for Ampacity

## RWU90 Cable 1000V

XLPE



### SPECIFICATIONS

• CSA C22.2 No. 38

\*Refer to CE Code for details  


### CONSTRUCTION

**Conductor:** Bare ACM aluminum compact or compressed Class B strand

**Insulation:** Heat and moisture resistant, low-temperature Cross-Linked Polyethylene (XLPE), Type RW90 -40°C to +90°C

**Options:** Multiple colored insulations available upon request  
PVC jacket (FT1 Rating) and copper conductor available upon request

Part Number	AWG Size	Insulation Thickness		Approximate Diameter		Aluminum Content		Net Weight	
		in.	mm.	in.	mm.	LB/MFT	KG/KM	LB/MFT	KG/KM
28002-07-010	<b>6 (7)</b>	0.080	2.030	0.330	8.380	24	36	52	78
28002-08-010	<b>4 (7)</b>	0.080	2.030	0.370	9.400	39	58	72	108
28002-10-010	<b>2 (7)</b>	0.080	2.030	0.430	10.920	62	92	103	154
28002-11-010	<b>1 (19)</b>	0.095	2.410	0.490	12.450	78	116	131	195
28002-12-010	<b>1/0 (19)</b>	0.095	2.410	0.530	13.460	98	146	157	234
28002-13-010	<b>2/0 (19)</b>	0.095	2.410	0.570	14.480	125	186	190	283
28002-14-010	<b>3/0 (19)</b>	0.095	2.410	0.620	15.750	156	232	229	341
28002-15-010	<b>4/0 (19)</b>	0.095	2.410	0.670	17.020	194	289	275	409
28002-16-010	<b>250 (36)</b>	0.110	2.790	0.740	18.800	231	344	331	493
28002-17-010	<b>300 (36)</b>	0.110	2.790	0.790	20.070	282	420	392	583
28002-18-010	<b>350 (36)</b>	0.110	2.790	0.840	21.340	324	482	443	659
28002-21-010	<b>500 (36)</b>	0.110	2.790	0.960	24.380	467	695	609	906
28002-22-010	<b>600 (61)</b>	0.125	3.180	1.070	27.180	560	833	734	1093
28002-23-010	<b>750 (61)</b>	0.125	3.180	1.160	29.460	691	1028	884	1316
28002-24-010	<b>1000 (61)</b>	0.125	3.180	1.310	33.270	941	1400	1167	1737

Note: All dimensions are nominal and are subject to normal manufacturing tolerance.  
Specifications are subject to change without prior notice.

Refer to CEC for Ampacity



# INDUSTRIES WE SERVE



**AGRICULTURE**



**COMMERCIAL**



**COMMUNICATION**



**FORESTRY, PULP & PAPER**



**FOOD & BEVERAGE**



**HOSPITAL**




**INSTITUTION**



**LNG**



**MINING**



**OEM**



**OIL & GAS**



**RENEWABLE ENERGY**



**RESIDENTIAL**



**UTILITIES**



**TRANSPORTATION**



**WATER TREATMENT PLANT**

## CABLE MANAGEMENT PROGRAM

### CUSTOM TAGGING

We offer custom reel tags with project specific item identifiers and details, easing material management. Options include weather-proof, colour-coded stainless steel, printed RFID, or project specific templates.

### SPECIALIZED PACKAGING

We can custom pack orders according to almost any specifications. Whether it's specified reel sizes, bug-free reels, or shrink wrapped pallets, we make sure it's packed right.

### LOCAL AND INTERNATIONAL LOGISTICAL EXPERIENCE

Our team ensures your shipping standards, including custom packaging, are monitored, and met while keeping your project schedule in mind.

### LAGGING

For long-distance transit, including export, bad weather, and rough terrain, we use wood covers or other suitable durable packaging to protect the reels.

***When others can't, TEXCAN***

WIRE & CABLE SPECIALISTS SINCE 1978

## Building Wire

- AC90 Armoured Cables
- Fire Alarm Cables
- ACWU Armoured Cables
- NMD90/NMWU90 Cables
- Solid/Stranded Bare Copper
- RA90/Armoured Cables CU/AL
- SIMpull Solutions®
- RW90/RWU 90 CU / AL
- T90 CU/TW75/TWH/TWU
- LVT
- Grounding Cables

## Control Cables

- Multi-conductor
  - Armoured/Unarmoured
- Portable Control Cables
- Shielded Control Cables
- Custom Bundling/Armouring

## Communication

- Computer Cables
- Inside/Outside Plant Wires
- Telephone Cables
- Plenum Cables
- Direct Burial

## Data Cables

- Category 5E, 6, 6A, 7 Rated Cables
- Co-Axial/Twin-Axial Cables
- Ethernet Cables
- Network Cables
- Patch Cords (Copper/Fiber Optic)
- Armoured Data Cables

## Electronic Cables

- Armoured Cables
- Audio/Visual Cables
- Broadcast Cables
- Low Capacitance Wires
- Plenum Wires
- Precision Video Wires
- Industrial Automation Cables
- Belden® Classics & NewGen

## Fiber Optic Cables

- SM/MM
- Loose Tube, Tight Buffer
- Indoor/Outdoor/Riser/ADSS
- Armoured/Non-Armoured
- Hybrid Fiber
- Specialty XPRLTM/RLTM

## Instrumentation

- Armoured/Unarmoured
  - Interlocked Steel/Aluminum
- Multiconductor/Pairs/Triads
- Shielded/Unshielded
- Thermocouple Wires

## Marine Cables

- Boat Cables
- Shipboard Cables
- Offshore Rig/Marine Cables

## Mining Cables

- Blasting Wires
- Mine Power Feeder Cables
- Portable Power Cables
  - Type W, G, GGC, SHDGC (2KV to 35 KV)
- Trailing Cables
- Cable Assemblies
- Vertical Riser Cables
- Reeling Cables
- DLO (Diesel Locomotive Cables)

## Portable Cords

- High Temperature Cables
- Ultraflex™ Low Temperature Cords
- Ultraflex™ Extension Cords
- Retractable Cords
- Type: SJOOW, SOOW, SJTOW, STOW
- Welding Cables
- Stage Lighting
- Landscape Lighting
- Multiconductor

## Power Cables

- ACSR/AAC Linewire
- High Voltage Power Cables
- TECK 90 HL Cables (600V-35KV)
- Overhead Service (NS75 / NS90)
  - Duplex, Triplex, Quadruplex
- Underground Service
  - USE1, USEB
- Variable Frequency Drive (VFD) Cables

- Tray Cables
  - Power and Control
- Underground Distribution
- Airport Lighting Cables
- Utility Hydro Cables
- Airguard™

## Specialty Products & Cords

- 2HR Fire Rated VITALink® Fire Resistive
- Traffic Signal Cables CLMTO/IMSA
- Coil Lead Wires
- European Cables (CE & VDE approved)
- Teflon® Insulated Wires
- SIS Switchboard Wires
- TEW Equipment Wires
- Small Diameter Flexible Control (SDN)
- Low Smoke Zero Halogen Cables
- TR64
- Extra Flexible Portable Cables
- Parallel Conductor Cords
- Trailer Cables
- Battery Cables
- Pendant Cables/Festoon
- Mil Spec Hookup Wires
- Tracer Wires
- Automotive Cables

## Additional Services & Accessories

### Tools & Equipment

- Material Handling & Storage
- Cable Pulling & Fishing

### Power Management

- Extension Cords
- Temporary Power Distribution

### Lighting

- Area Lights
- String Lights
- Temporary Overhead Lighting

### Connectors

- Armoured Cable Connectors
- Explosion-proof Connectors
- Strain Reliefs Metal & Nylon
- Tray Cable Connectors

### Accessories

- Heat Trace cables & accessories
- Hardware, Lugs, Cable Ties
- 3M Accessories
  - Cold Shrink Splices and Terminations
  - Heat Shrink Splices and Terminations
- 3M Accessories
- High Voltage Termination Kit
- Split Loom

### Value Added Services

- Custom-Built Cables
- Cable Management Program
- Specialized Technical Assistance
- 24/7 Emergency Shipping Service
- International Export Services
- Custom Cables/Printing/Cutting
- Paralleling/Lagging/Tagging
- Bundling/Armouring
- Bar Coding and Inventory Tracking
- State-of-the-Art Distribution Centre

Visit our website at [Texcan.com](http://Texcan.com) and social media [@TexcanCanada](https://www.instagram.com/TexcanCanada)

### VANCOUVER

1-800-665-1025  
10449 120th St. Surrey, BC

### MAJOR PROJECTS GROUP

1-888-818-9473  
10449 120th St. Surrey, BC

### EDMONTON

1-800-252-7545  
11330 189 St. NW. Edmonton, AB

### CALGARY

1-855-717-3900  
#105-10710 25th St. NE. Calgary, AB

### SASKATOON

1-855-385-3800  
3403 Faithfull Ave. Saskatoon, SK

### WINNIPEG

1-800-665-2491  
25 Meridian Dr. Winnipeg, MB