

A low-angle, sepia-toned photograph of an industrial facility. The image shows a complex network of pipes, metal walkways, and structural beams. A large, curved concrete structure is prominent in the middle ground. The overall scene is one of a busy, multi-level industrial environment.

# **TEXCAN**

A Sonepar Company

# **THERMOCOUPLE CABLE CATALOGUE**



# Wire & Cable Specialists

## Our Commitment

Our commitment to our customers is simple - **we deliver even when others can't.**

As one of Canada's largest wire, cable and data communication distributors for over 40 years, Texcan supplies solutions for automotive, power distribution, control, industrial automation, commercial, residential, premise wiring and networking applications. Our commitment to superior customer service is the number one reason customers keep coming back.

Our parent company, Sonepar, is a major global electrical distributor, with divisions in 40 countries, 5 continents, over 45,000 associates and 2,800 branches.

## Dedicated to Our Customers

Texcan understands that business is done between people. We consider a job finished when the customer is completely satisfied. This approach highlights our commitment to quality and our high level of customer service. This winning combination focuses on a personalized approach to our customers.

## Product Expertise and Specialized Services

Texcan has five stocking locations in Western Canada. With over 200 employees, Texcan is able to provide product application expertise,

specialized technical assistance and superior sales service to meet our customers' needs.

We constantly strive to bring value to our customers. We provide:

- An extensive range of stock wire products
- Computerized order processing
- Regionalized bar coded warehousing
- Competitive pricing
- Inventory tracking technology
- JIT inventory

## Strategic Partnerships

Texcan has worked hard to develop partnerships with customers and vendors and continues to be committed to developing such strategic alliances. These partnerships provide Texcan with a successful and proven record with some of the largest customers in the pulp and paper, mining, petrochemical, transportation, and communication industries.

Thanks to our relationships with key vendors such as: Prysmian Group, Southwire, Belden, Northern Cables, Deca Cables, and PTI Cables Inc., Texcan is able to offer its customers a diverse selection of quality products. We are confident we can continue to be your successful partner now and in the future.

# Over 40 Years of Service



		Page No.
Thermocouple Cable		4
Standard Design Features		5
Type JX 300V	XLPE ACIC	6
	XLPE	7
Type KX 300V	XLPE ACIC	8
	XLPE	9
Metric Conversions		10

**To Place an Order** - For many of the products in the catalogue, you will find everything that you need to place an order. Should you need any assistance or require special orders, please contact your sales representative. A complete list of our sales offices can be found on the back cover of this catalogue.

## Introduction

Thermocouple cable connect a thermocouple, which has sensors for measuring or monitoring temperatures for accurate readings, to instrumentation controls. Depending on makeup features they are robust, durable and suitable for use in a diverse range of applications. The conditions of measurement, including temperature range, environment, response and service life determine the type of thermocouple wire to be used in a specific application.



## Applications

Thermocouple cables are used for diverse measuring applications, especially in the industrial marketplace. Applications vary from general use, such as Power Generation on electrical equipment, to specific industry use, such as Petroleum processing, Pulp & Paper, OEM as well as Mine sites. Thermocouple cables are suitable for any installation that requires accuracy in above and below ground monitoring of thermocouple applications.

## Specifications

- CSA FT4
- CSA C22.2 No. 239
- CSA C22.2 No. 38
- CSA C22.2 No. 174
- H.L. B, C, D Rated
- Class I Zone 1 (Div 1)
- Class I Zone 2 (Div 2)
- Class II (Div 1)
- Class II (Div 2) Hazardous Locations
- ANSI/MC 96.1
- H.L. B, C, D Rated

\*Refer to CE Code for details

### CAUTION NOTICE

In case of fire, well maintained early warning smoke detectors will give an alarm long before non-metallic coverings become combustible. However, the Electrical and Electronic Manufacturers Association of Canada has suggested that all purchasers of PVC insulated / jacketed products be advised of the following:

- Non-metallic coverings of electrical cables can burn and may transmit fire when ignited.
- Burning non-metallic coverings may emit acid gases which are toxic and may generate dense smoke.
- Emission of acid gases may corrode metal in the vicinity e.g. sensitive instruments and reinforcing rods in cement.

The installer and/or user assumes all liability for the consequences of the installation and/or use of any of the products in violation of any applicable law, regulation, or code.

## Thermocouple Cable

Texcan stocks thermocouple cables in shield, non-shield, armoured, non-armoured, stranded as well as solid pairs complete with a variety of insulations and jackets.

**XLPE ACIC Type JX** – CSA approved. A solid JX Thermocouple alloys conductor with positive (white) iron, negative (red) copper-nickel/constantan number coded pairs and Cross-Linked Polyethylene (XLPE) Type RW90 insulation. An aluminum/mylar tape shield complete with drain wire (multi-pair only) and an overall aluminum/mylar tape shield with 7 strand drain wire. In addition, these ACIC cables come complete with Aluminum Interlocked Armour (AIA) and a low temperature (-40°C) flame and sunlight resistant Polyvinyl Chloride (PVC) black jacket.

**XLPE Type JX** – CSA approved. A solid JX Thermocouple alloys conductor with positive (white) iron, negative (red) copper-nickel/constantan number coded pairs and Flame Retardant (FR), Cross-Linked Polyethylene (XLPE) Type RW90 insulation. An aluminum/mylar tape shield complete with drain wire (multi-pair only) and an overall aluminum/mylar tape shield with 7 strand drain wire. Also a low temperature (-40°C) flame and sunlight resistant Polyvinyl Chloride (PVC) black jacket.

**XLPE ACIC Type KX** – CSA approved. A solid KX Thermocouple alloys conductor with positive (yellow) chromel, negative (red) alumel number coded pairs and Cross-Linked Polyethylene (XLPE) Type RW90 insulation. An aluminum/mylar tape shield complete with drain wire (multi-pair only) and an overall aluminum/mylar tape shield with 7 strand drain wire. In addition, these ACIC cables come complete with Aluminum Interlocked Armour (AIA) and a low temperature (-40°C) flame and sunlight resistant Polyvinyl Chloride (PVC) yellow jacket.



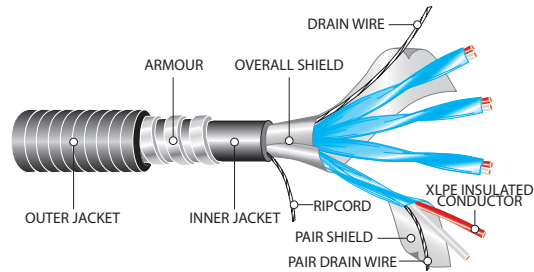
**XLPE Type KX** – CSA approved. A solid JX Thermocouple alloys conductor with a positive (yellow) chromel, negative (red) alumel number coded pairs and Flame Retardant (FR), Cross-Linked Polyethylene (XLPE) Type RW90 insulation. An aluminum/mylar tape shield complete with drain wire (multi-pair only) and an overall aluminum/mylar tape shield with 7 strand drain wire. Also a low temperature (-40°C) flame and sunlight resistant Polyvinyl Chloride (PVC) yellow jacket.

## Thermocouple Types

In this catalog, Texcan references two common types of thermocouple cables used in extension grade; Type KX & Type JX. There are many types of thermocouples, each with its own unique characteristics in terms of temperature range, durability, vibration resistance, chemical resistance, and application compatibility. Type J, K, T, R, & E types are amongst these listings.

Contact a Texcan Wire and Cable Specialist  
for a solution that fits your needs.

## XLPE ACIC Thermocouple Cable 300V Type JX XLPE/AIA/PVC



### SPECIFICATIONS

- CSA FT4
- CSA C22.2 No. 239
- CSA C22.2 No. 38
- CSA C22.2 No. 174
- H.L. B, C, D Rated
- Class I Zone 1 (Div 1)
- Class I Zone 2 (Div 2)
- Class II (Div 1)
- Class II (Div 2) Hazardous Locations
- ANSI/MC 96.1

### CONSTRUCTION

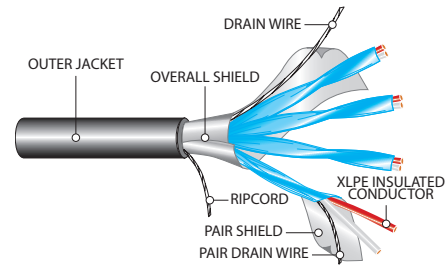
- Conductor:** Solid JX Thermocouple alloys
- Colour Code:** Positive (white) iron, negative (red) copper-nickel/constantan number coded pairs
- Insulation:** Cross-Linked Polyethylene (XLPE) Type RW90
- Individual Shield:** (Multi-Pair Only) aluminum/mylar tape shield complete with drain wire
- Overall Shield:** Overall aluminum/mylar tape shield with 7 strand drain wire
- Armour:** Aluminum Interlocked Armour (AIA)
- Outer Jacket:** Low temperature (-40°C), flame and sunlight resistant Polyvinyl Chloride (PVC), black
- Suitable For Use In:** 90°C wet, 105°C dry

Part Number	AWG Size	No. of Pairs	Insulation Thickness		Approximate Diameter		Net Weight		Minimum Bend Radius (in.)
			in.	mm.	in.	mm.	LB/ MFT	KG/KM	
6-91156X-1801-JX	18	1	0.025	0.635	0.647	16.434	162	241	11.646
6-93256X-1802-JX	18	2	0.025	0.635	0.810	20.574	250	372	14.587
6-93256X-1804-JX	18	4	0.025	0.635	0.882	22.403	301	448	15.869
6-93256X-1806-JX	18	6	0.025	0.635	1.014	25.756	400	595	18.254
6-93256X-1808-JX	18	8	0.025	0.635	1.066	27.076	453	674	19.192
6-93256X-1812-JX	18	12	0.025	0.635	1.254	31.852	670	997	22.569
6-93256X-1824-JX	18	24	0.025	0.635	1.575	40.005	1026	1527	28.354
6-91156X-1601-JX	16	1	0.025	0.635	0.669	16.993	176	262	12.042
6-93256X-1602-JX	16	2	0.025	0.635	0.850	21.590	279	415	15.300
6-93256X-1604-JX	16	4	0.025	0.635	0.959	24.359	368	548	17.269
6-93256X-1606-JX	16	6	0.025	0.635	1.074	27.280	464	690	19.323
6-93256X-1608-JX	16	8	0.025	0.635	1.132	28.753	575	856	20.369
6-93256X-1612-JX	16	12	0.025	0.635	1.336	33.934	789	1174	24.048
6-93256X-1624-JX	16	24	0.025	0.635	1.714	43.536	1277	1900	30.852

Note: All dimensions are nominal and are subject to normal manufacturing tolerance. Specifications are subject to change without prior notice.

\* Refer to CEC for Ampacity.

## XLPE Thermocouple Cable 300V Type JX XLPE/PVC



### SPECIFICATIONS

- CSA FT4
- CSA C22.2 No. 239
- CSA C22.2 No. 38
- ANSI/MC 96.1
- Class I Zone 2 (Div 2)
- Class II (Div 2) Hazardous Locations

### CONSTRUCTION

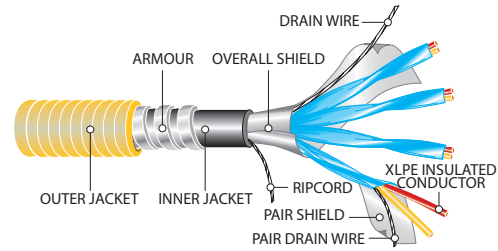
- Conductor:** Solid JX Thermocouple alloys
- Colour Code:** Positive (white) iron, negative (red) copper-nickel/constantan number coded pairs
- Insulation:** Flame Retardant (FR) - Cross-Linked Polyethylene (XLPE) Type RW90
- Individual Shield:** (Multi-Pair Only) aluminum/mylar tape shield complete with drain wire
- Overall Shield:** Overall aluminum/mylar tape shield with 7 strand drain wire
- Outer Jacket:** Low temperature (-40°C), flame and sunlight resistant Polyvinyl Chloride (PVC), black
- Suitable For Use In:** 90°C wet, 105°C dry

Part Number	AWG Size	No. of Pairs	Insulation Thickness		Approximate Diameter		Net Weight		Minimum Bend Radius (in.)
			in.	mm.	in.	mm.	LB/ MFT	KG/KM	
6-11156X-2001-JX	20	1	0.030	0.762	0.299	7.595	37	55	3.600
6-11156X-1801-JX	18	1	0.030	0.762	0.315	8.001	43	64	5.670
6-13256X-1802-JX	18	2	0.030	0.762	0.494	12.548	98	146	8.899
6-13256X-1804-JX	18	4	0.030	0.762	0.603	15.316	149	222	10.854
6-13256X-1806-JX	18	6	0.030	0.762	0.716	18.186	210	313	12.890
6-13256X-1808-JX	18	8	0.030	0.762	0.774	19.660	255	380	13.925
6-13256X-1812-JX	18	12	0.030	0.762	0.977	24.816	389	579	17.577
6-13256X-1824-JX	18	24	0.030	0.762	1.331	33.807	686	1021	23.962
6-11156X-1601-JX	16	1	0.030	0.762	0.337	8.560	52	77	6.066
6-13256X-1602-JX	16	2	0.030	0.762	0.534	13.564	120	179	9.612
6-13256X-1604-JX	16	4	0.030	0.762	0.651	16.535	185	275	11.713
6-13256X-1606-JX	16	6	0.030	0.762	0.776	19.710	263	391	13.959
6-13256X-1608-JX	16	8	0.030	0.762	0.839	21.311	322	479	15.102
6-13256X-1612-JX	16	12	0.030	0.762	1.059	26.899	495	737	19.057
6-13256X-1624-JX	16	24	0.030	0.762	1.450	36.83	883	1314	26.100

Note: All dimensions are nominal and are subject to normal manufacturing tolerance. Specifications are subject to change without prior notice.

\* Refer to CEC for Ampacity.

## XLPE ACIC Thermocouple Cable 300V Type KX XLPE/AIA/PVC



### SPECIFICATIONS

- CSA FT4
- CSA C22.2 No. 239
- CSA C22.2 No. 38
- CSA C22.2 No. 174
- H.L. B, C, D Rated
- Class I Zone 1 (Div 1)
- Class I Zone 2 (Div 2)
- Class II (Div 1)
- Class II (Div 2) Hazardous Locations
- ANSI/MC 96.1

### CONSTRUCTION

- Conductor:** Solid KX Thermocouple alloys
- Colour Code:** Positive (yellow) chromel, negative (red) alumel number coded pairs
- Insulation:** Cross-Linked Polyethylene (XLPE) Type RW90
- Individual Shield:** (Multi-Pair Only) aluminum/mylar tape shield complete with drain wire
- Overall Shield:** Overall aluminum/mylar tape shield with 7 strand drain wire
- Armour:** Aluminum Interlocked Armour (AIA)
- Outer Jacket:** Low temperature (-40°C), flame and sunlight resistant Polyvinyl Chloride (PVC), yellow
- Suitable For Use In:** 90°C wet, 105°C dry

Part Number	AWG Size	No. of Pairs	Insulation Thickness		Approximate Diameter		Net Weight		Minimum Bend Radius (in.)
			in.	mm.	in.	mm.	LB/ MFT	KG/KM	
6-91178X-1801-KX	18	1	0.025	0.635	0.647	16.434	162	241	11.646
6-93278X-1802-KX	18	2	0.025	0.635	0.810	20.574	251	374	14.587
6-93278X-1804-KX	18	4	0.025	0.635	0.882	22.403	302	449	15.869
6-93278X-1806-KX	18	6	0.025	0.635	1.014	25.756	402	598	18.254
6-93278X-1808-KX	18	8	0.025	0.635	1.066	27.076	456	679	19.192
6-93278X-1812-KX	18	12	0.025	0.635	1.254	31.852	675	1004	22.569
6-93278X-1824-KX	18	24	0.025	0.635	1.575	40.005	1035	1540	28.354
6-91178X-1601-KX	16	1	0.025	0.635	0.669	16.993	177	263	12.042
6-93278X-1602-KX	16	2	0.025	0.635	0.850	21.590	280	417	15.300
6-93278X-1604-KX	16	4	0.025	0.635	0.959	24.359	370	551	17.269
6-93278X-1606-KX	16	6	0.025	0.635	1.074	27.280	468	696	19.323
6-93278X-1608-KX	16	8	0.025	0.635	1.132	28.753	581	865	20.369
6-93278X-1612-KX	16	12	0.025	0.635	1.336	33.934	797	1186	24.048
6-93278X-1624-KX	16	24	0.025	0.635	1.714	43.536	1293	1924	30.852

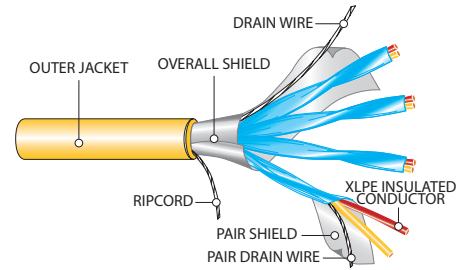
Note: All dimensions are nominal and are subject to normal manufacturing tolerance. Specifications are subject to change without prior notice.

\* Refer to CEC for Ampacity.



# Thermocouple Extension Cable

## XLPE Thermocouple Cable 300V Type KX XLPE/PVC



### SPECIFICATIONS

- CSA FT4
- CSA C22.2 No. 239
- CSA C22.2 No. 38
- ANSI/MC 96.1
- Class I Zone 2 (Div 2)
- Class II (Div 2) Hazardous Locations

### CONSTRUCTION

- Conductor:** Solid KX Thermocouple alloys
- Colour Code:** Positive (yellow) chromel, negative (red) alumel number coded pairs
- Insulation:** Flame Retardant (FR) - Cross-Linked Polyethylene (XLPE) Type RW90
- Individual Shield:** (Multi-Pair Only) aluminum/mylar tape shield complete with drain wire
- Overall Shield:** Overall aluminum/mylar tape shield with 7 strand drain wire
- Outer Jacket:** Low temperature (-40°C), flame and sunlight resistant Polyvinyl Chloride (PVC), yellow
- Suitable For Use In:** 90°C wet, 105°C dry

Part Number	AWG Size	No. of Pairs	Insulation Thickness		Approximate Diameter		Net Weight		Minimum Bend Radius (in.)
			in.	mm.	in.	mm.	LB/ MFT	KG/KM	
6-11178X-2001-KX	20	1	0.030	0.762	0.299	7.595	38	57	3.600
6-11178X-1801-KX	18	1	0.030	0.762	0.315	8.001	43	64	5.670
6-13278X-1802-KX	18	2	0.030	0.762	0.494	12.548	99	147	8.899
6-13278X-1804-KX	18	4	0.030	0.762	0.603	15.316	151	225	10.854
6-13278X-1806-KX	18	6	0.030	0.762	0.716	18.186	212	316	12.890
6-13278X-1808-KX	18	8	0.030	0.762	0.774	19.660	258	384	13.925
6-13278X-1812-KX	18	12	0.030	0.762	0.977	24.816	394	586	17.577
6-13278X-1824-KX	18	24	0.030	0.762	1.331	33.807	696	1036	23.962
6-11178X-1601-KX	16	1	0.030	0.762	0.337	8.560	52	77	6.066
6-13278X-1602-KX	16	2	0.030	0.762	0.534	13.564	121	180	9.612
6-13278X-1604-KX	16	4	0.030	0.762	0.651	16.535	188	280	11.713
6-13278X-1606-KX	16	6	0.030	0.762	0.776	19.710	267	397	13.959
6-13278X-1608-KX	16	8	0.030	0.762	0.839	21.311	328	488	15.102
6-13278X-1612-KX	16	12	0.030	0.762	1.059	26.899	503	749	19.057
6-13278X-1624-KX	16	24	0.030	0.762	1.450	36.830	899	1338	26.100

Note: All dimensions are nominal and are subject to normal manufacturing tolerance. Specifications are subject to change without prior notice.

\* Refer to CEC for Ampacity.

## AWG to Metric Conversion Chart

AWG	mm <sup>2</sup>	AWG	mm <sup>2</sup>	AWG	mm <sup>2</sup>
28	0.08	14	2.08	2	33.63
26	0.13	12	3.31	1	42.41
24	0.20	10	5.26	1/0	53.51
22	0.32	8	8.37	2/0	67.44
20	0.52	6	13.30	3/0	85.03
18	0.82	4	21.15	4/0	107.22
16	1.31	3	26.66	250	126.68

## Length Conversions

From	To	Multiply By	From	To	Multiply By
Kilometers	Miles	0.06214	Miles	Kilometers	1.6093
Meters	Feet	3.2808	Yards	Meters	0.9144
Meters	Inches	39.3701	Feet	Meters	0.3048
Meters	Yards	1.0936	Feet	Centimeters	30.48
Centimeters	Inches	0.3937	Inches	Meters	0.0254
Centimeters	Feet	0.03281	Inches	Centimeters	2.54
Millimeters	Inches	0.03937	Inches	Millimeters	25.4
Millimeters	Mils	39.3701	Inches	Mils	1000.0
Mils	Inches	0.001	Mils	Millimeters	0.0254

## Mass Conversions

From	To	Multiply By	From	To	Multiply By
Kilograms	Pounds	2.205	Pounds	Kilograms	0.4535
Kilograms	Short Tons	0.0011	Short Tons	Kilograms	907.1848
Grams	Grains	15.4323	Grains	Grams	0.0647
Grams	Ounces	0.0352	Ounces	Grams	28.3495

## Length & Mass Conversions

From	To	Multiply By
KG/KM	LBS/MFT	0.6719
LBS/MFT	KG/KM	1.488

## Temperature Conversions

From	To	Multiply By
Celsius	Fahrenheit	(°C x 9/5) + 32
Fahrenheit	Celsius	(°F - 32) x 5/9

# Our Value Added Services

## Cable Management Program

- Competitive contract pricing
- Customer specified tagging requirements
- Customer specified reel sizes
- Custom cut lengths
- Long lengths capability
- Timely product releases  
(reduces on-site storage space and costs)
- Product on-site scheduling
- Custom packing slips
- Bar coded product labels
- Weatherproof reel tags
- Expediting and progress reports

## Specialized Technical Assistance

- Technical expertise on cable applications, installation procedures, ampacities, bending radii, terminations and cable selection

## Customized Cable Solutions

- Special constructions built to customer specifications when requested

## International Export Services

- Specialized export services, packaging, labeling, freight consolidation, customs advisory services and adherence to Incoterms 2010

## Paralleling

- Offers a contractor a significant installation advantage in a single reel containing multiple phase conductors

## Lagging

- A safe method of protecting cables that must be transported through rough terrain involving 2" x 4" lumber 'lags' which are fastened across the flanges encasing the cable reel

## Pulling Eyes and Bolts

- A pulling line can be attached to the cable when requested to aid in the installation of cables into conduit, tray or duct

## Just-In-Time (JIT)

- Just-in-time shipments to job sites across North America through our network of distribution warehouses
- Our stocking, cutting and shipment expertise ensure that your wire and cable requirements are satisfied and project delays eliminated

## After Hours, Emergency Service

- We understand that our customers' needs don't always fall within the course of a normal business day, therefore we provide 24/7 service

Quality Service is Our  
Source of Pride

# Largest Stocked Inventory in Western Canada

## Building Wire

- AC90 Armoured Cables
- Fire Alarm Cables
- ACWU Armoured Cables
- NMD90 / NMWU90 Cables
- Solid / Stranded Bare Copper
- RA90 / Armoured Cables CU / AL
- SIMpull Solutions®
- RW90 / RWU 90 CU / AL
- T90 CU / TW75 / TWH / TWU
- LVT

## Connectors

- Armoured Cable Connectors
- Explosion-proof Connectors
- Strain Reliefs Metal & Nylon
- High Voltage Termination Kit
- Tray Cable Connectors

## Control Cables

- Multiconductor
  - Armoured / Unarmoured
- Portable Control Cables
- Shielded Control Cables
- Custom Bundling / Armouring

## Communication

- Computer Cables
- Inside / Outside Plant Wires
- Telephone Cables
- Plenum Cables
- Direct Burial

## Data Cables

- Category 5E, 6, 6A, 7 Rated Cables
- Co-Axial / Twin-Axial Cables
- Ethernet Cables
- Network Cables
- Patch Cords (Copper / Fiber Optic)
- Armoured Data Cables

## Electronic Cables

- Armoured Cables
- Audio / Visual Cables
- Broadcast Cables
- Low Capacitance Wires
- Plenum Wires
- Precision Video Wires
- Industrial Automation Cables
- Belden® Classics & NewGen

## Fiber Optic Cables

- SM / MM
- Loose Tube, Tight Buffer
- Indoor / Outdoor / Riser / ADSS

- Armoured / Non-Armoured
- Hybrid Fiber
- Specialty XPRLTM / RLTM

## Instrumentation Cables

- Armoured / Unarmoured
  - Interlocked Steel / Aluminum
- Multiconductor / Pairs / Triads
- Shielded / Unshielded

## Marine Cables

- Boat Cables
- Shipboard Cables
- Offshore Rig / Marine Cables

## Mining Cables

- Blasting Wires
- Mine Power Feeder Cables
- Portable Power Cables
  - Type W, G, GGC, SHDGC (2KV - 35 KV)
- Trailing Cables
- Cable Assemblies
- Vertical Riser Cables

## Portable Cords

- High Temperature Cables
- Ultraflex™ Low Temperature Cords
- Ultraflex™ Extension Cords
- Retractable Cords
- Type: SJ00W, SO0W, SJTOW, STOW
- Welding Cables
- Stage Lighting
- Landscape Lighting
- Multiconductor

## Power Cables

- ACSR / AAC Linewire
- High Voltage Power Cables
- Overhead Service (NS75 / NS90)
  - Duplex, Triplex, Quadruplex
- Underground Service
  - USEI, USEB
- TECK 90 HL Cables (600V - 35KV)
- Tray Cables
  - Power and Control
- Underground Distribution
- Airguard™

## Specialty Wire / Products

- Coil Lead Wires
- European Cables (CE & VDE approved)
- 2HR Fire Rated
- VITALink® Fire Resistive
- Teflon® Insulated Wires
- SIS Switchboard Wires

- TEW Equipment Wires
- TR64
- Low Smoke Zero Halogen Cables
- Milspec Hookup Wires
- Tracer Wires
- Utility Hydro Cables
- Split Loom
- Automotive Cables
- Variable Frequency Drive (VFD) Cables
- Thermocouple Wires
- Heat Trace Cables
- Grounding Cables

## Specialty Cords / Cables

- Extra Flexible Portable Cables
- Parallel Conductor Cords
- Small Diameter Flexible Control (SDN)
- Traffic Signal Cables CLMTO / IMSA
- Trailer Cables
- Airport Lighting Cables
- Battery Cables
- Diesel Locomotive Cables
- Reeling Cables
- Pendant Cables / Festoon

## Custom-Built Cables

- Made to Customer Specifications

## Accessories

- Hardware, Lugs, Cable Ties
- 3M Accessories

## SIMpull Solutions®

- Maxis® 6K Tugger
- Maxis® 3K Tugger
- Maxis® Grips™
- QWIKrope®
- Swivel
- SIMpull™ REEL
- SIMpull HEAD®
- SIMpull® Flange
- SIMpull™ Cradle
- GRIPit™
- A Frame

## VALUE ADDED SERVICES

- Cable Management Program
- Specialized Technical Assistance
- 24/7 Emergency Shipping Service
- International Export Services
- Custom Cables / Printing / Cutting
- Paralleling / Lagging / Tagging
- Bundling / Armouring
- Bar Coding and Inventory Tracking
- State-of-the-Art Distribution Centre



### VANCOUVER

Call 1.800.665.1025  
10449 120th Street  
Surrey, BC V3V 4G4  
Tel: 604.528.3600  
Fax: 604.528.3790

### EDMONTON

Call 1.800.252.7545  
11330 189 Street NW  
Edmonton, AB T5S 2V6  
Tel: 780.944.9331  
Fax: 780.486.3182

### CALGARY

Call 1.855.717.3900  
#105-10710 25th Street NE  
Calgary, AB T3N 0A1  
Tel: 403.717.3900  
Fax: 403.717.3910

### SASKATOON

Call 1.855.385.3800  
3403 Faithfull Avenue  
Saskatoon, SK S7K 8H6  
Tel: 306.385.3800  
Fax: 306.385.3810

### WINNIPEG

Call 1.800.665.2491  
25 Meridian Drive  
Winnipeg, MB R2R 1J4  
Tel: 204.982.9290  
Fax: 204.661.8459