

Login and registration instructions

For these instructions, you will need the following username and password that have been sent you via e-mail and they will look like the below.

Username: (StudentID)@student.sussexisc.com

Password: Your date of birth in DDMMYYYY format.

If you have not been sent the above username and password, details please contact SussexISC.CSS@studygroup.com


Make sure you're prepared to start your induction on time. Check that you are able to log in to your virtual learning systems using the instructions below at least 48 hours before your first scheduled session. If you experience any problems, please email SussexISC.CSS@studygroup.com for assistance.

How to access your live sessions using Zoom

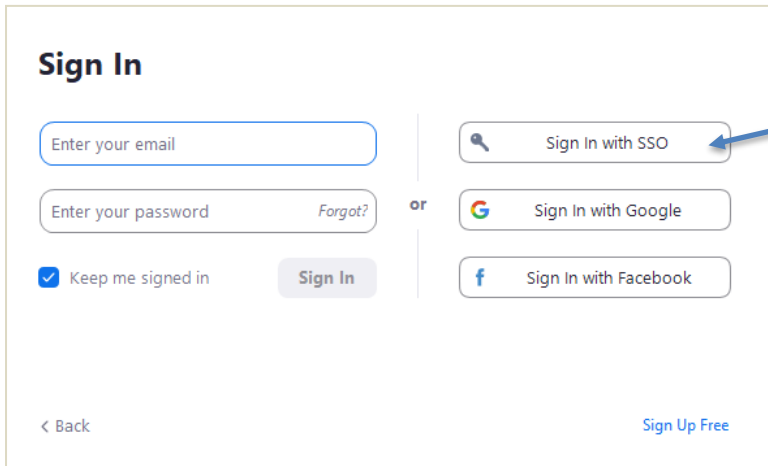
We provide all our students with a licenced Zoom account to make sure only our students can join any sessions. Because of this, it is important that you do not sign up for a free Zoom account.

Step 1: You will need to download and install the Zoom Client for Meetings app by going to <http://zoom.us/download>

Step 2: Once downloaded, open the Zoom app (Zoom Cloud Meetings) and click 'Sign In' (see image below).



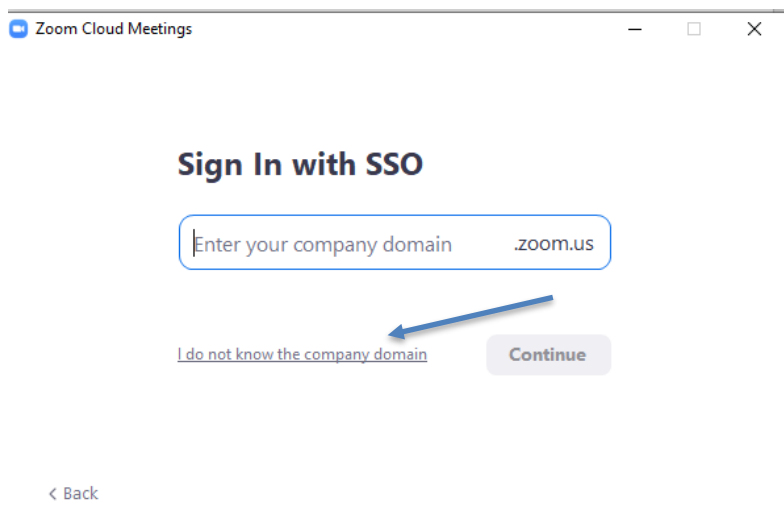
Step 3: Click 'Sign in with SSO' (see image below)



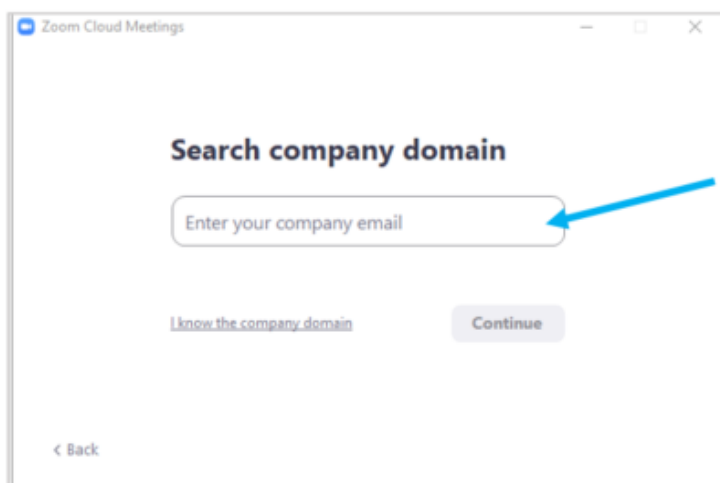
The image shows a 'Sign In' form with the following elements:

- Sign In** (Section Header)
- Input field: Enter your email
- Input field: Enter your password *Forgot?*
- Checkbox: Keep me signed in
- Button: Sign In
- Separator: or
- Button: Sign In with SSO (indicated by a blue arrow)
- Button: Sign In with Google
- Button: Sign In with Facebook
- Link: < Back
- Link: Sign Up Free

Step 4: The next screen will ask you to 'Enter your company domain' but instead **you must click 'I do not know the company domain'** and then click 'continue' (see image below).

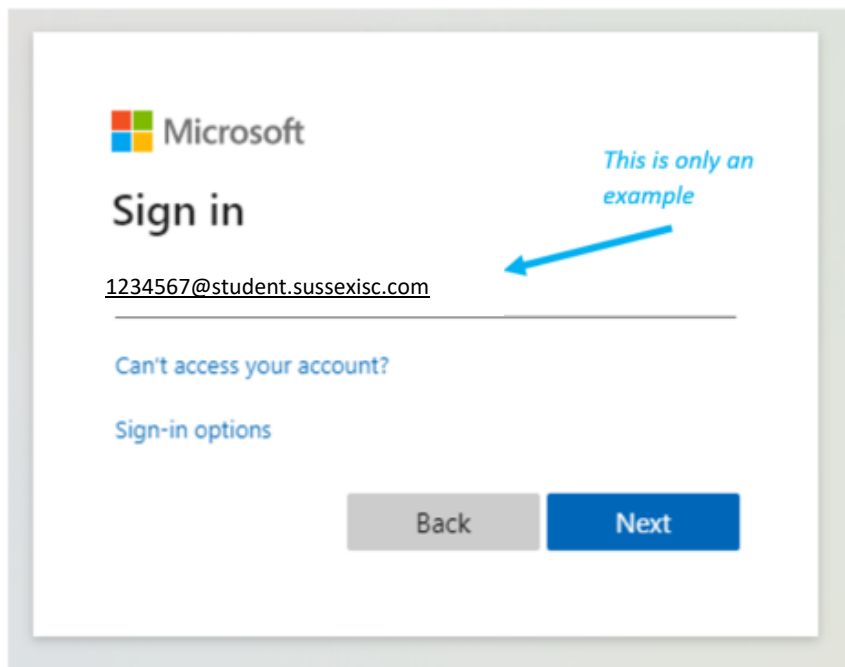


Step 5: The next screen will ask you to 'Enter your company email' but instead **you must enter your username**. This should have been emailed to you (see image below).

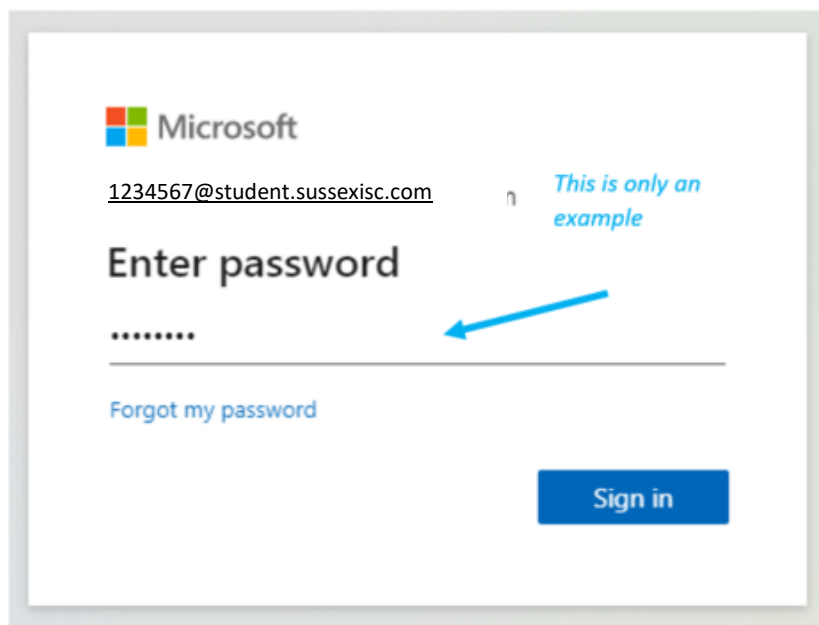


If you cannot remember your username and password, contact sussexisc.css@studygroup.com.

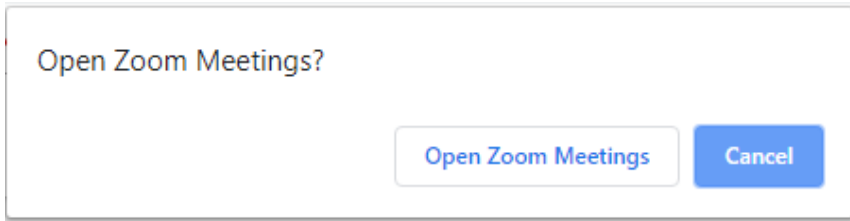
Step 6: After you click 'Continue', a browser will launch with a login screen. This screen will ask for your 'email address' again, **but instead, you must enter your username and password** (see image below).



Step 7: Enter your password and click 'Sign in' (see image below).

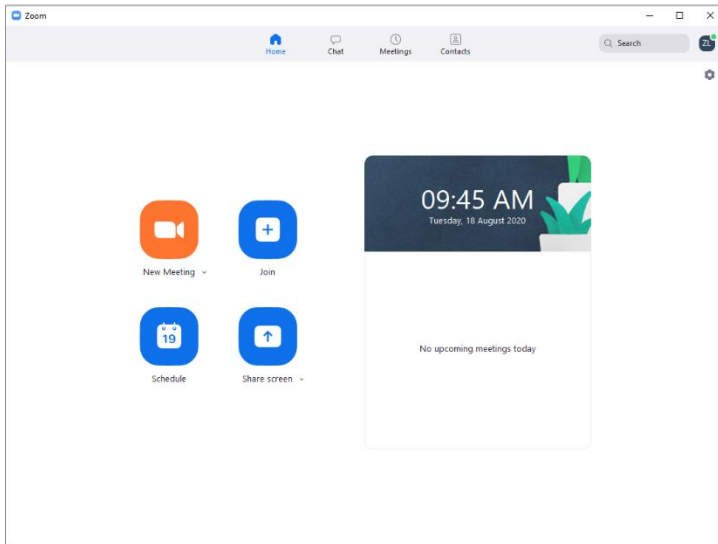


Step 8: A pop up will appear asking if you want to Open Zoom Meetings – click Open Zoom Meetings (see image below).



The Zoom app will now open, and you will be logged in!

Step 9: Click on 'Join' in the next screen (see image below).



Step 10: Enter in Meeting ID and click 'Join'.