



ELDERSTREET

VCT plc

Report & Accounts  
for the year ended  
31 December 2016

## SHAREHOLDER INFORMATION

### Share price

The Company's share price can be found on various financial websites with the TIDM/EPIC code "EDV". A link to the share price is also available on Elderstreet Investments Limited's website ([www.elderstreet.com](http://www.elderstreet.com)) and on Downing LLP's website ([www.downing.co.uk](http://www.downing.co.uk)).

Latest share price at 26 April 2017: 60.5p per share

### Financial calendar

23 June 2017	Annual General Meeting
30 June 2017	Payment of final dividend
August 2017	Announcement of half yearly results

### Dividends

Dividends will be paid by the Registrar on behalf of the Company. Shareholders who wish to have dividends paid directly into their bank account, rather than by cheque to their registered address, can complete a mandate form for this purpose (forms can be downloaded from [www.capitaassetservices.com](http://www.capitaassetservices.com)). Queries relating to dividends, shareholdings and requests for mandate forms should be directed to the Company's Registrar, Capita Asset Services, on 0871 664 0324 (calls cost 10p per minute plus network extras, lines open 8:30 a.m. to 5:30 p.m. Monday to Friday), or by writing to them at The Registry, 34 Beckenham Road, Beckenham, Kent BR3 4TU.

### Selling shares

The Company's shares are listed on the London Stock Exchange and can be bought or sold like any other listed shares using a stockbroker.

The Company generally buys back shares several times each year. Details of the next planned share buyback can be obtained by contacting Downing LLP on 020 7416 7780. Any Shareholder considering selling some or all of their shareholding should ensure that they are fully aware of any tax consequences, especially if they purchased shares within the last five years or took part in the Enhanced Share Buyback offer. If you are in any doubt please contact your financial adviser.

### Share scam warning

We have become aware that a significant number of shareholders of VCTs have recently received unsolicited telephone calls from a company purporting to be acting on behalf of a client who is looking to acquire their VCT shares at an attractive price. We believe these calls to be part of a "Boiler Room Scam". **Shareholders are warned to be very suspicious if they receive any similar type of telephone call.**

Further information can be found on Downing LLP's website. If you have any concerns, please contact Downing LLP on 020 7416 7780.

### Notification of change of address

Communications with Shareholders are mailed to the registered address held on the share register. In the event of a change of address or other amendment this should be notified to the Company's Registrar, Capita Asset Services, under the signature of the registered holder.

### Other information for Shareholders

Up-to-date Company information (including financial statements, share price and dividend history) may be obtained from Downing LLP's website at [www.downing.co.uk](http://www.downing.co.uk). Financial information is also available on Elderstreet Investments Limited's website at [www.elderstreet.com](http://www.elderstreet.com).

If you have any queries regarding your shareholding in Elderstreet VCT plc, please contact the Registrar on the above number or visit Capita's website at [www.capitaassetservices.com](http://www.capitaassetservices.com) and click on "Share Portal".

## CONTENTS

	<b>Page</b>
Company information	1
Financial summary	2
Investment objectives and Directors	3
Chairman's Statement	4
Investment Manager's Report	7
Review of Investments	8
Strategic Report	15
Report of the Directors	19
Directors' Remuneration Report	23
Corporate Governance Statement	25
Independent Auditor's Report	29
Income Statement	33
Statement of Changes in Equity	34
Balance Sheet	35
Statement of Cash Flows	36
Notes to the accounts	37
Notice of Annual General Meeting	51

## COMPANY INFORMATION

### Directors

David Brock (Chairman)  
Hugh Aldous  
Barry Dean  
Michael Jackson  
Nicholas Lewis  
all of  
Ergon House  
Horseferry Road  
London SW1P 2AL

### Company number

03424984

### Secretary and Registered Office

Grant Whitehouse  
Ergon House  
Horseferry Road  
London SW1P 2AL  
Tel: 020 7416 7780

### Investment Manager

Elderstreet Investments Limited  
20 Garrick Street  
London  
WC2E 9BT  
Tel: 020 7831 5088  
[www.elderstreet.com](http://www.elderstreet.com)

### Administration Manager

Downing LLP  
Ergon House  
Horseferry Road  
London SW1P 2AL  
Tel: 020 7416 7780  
[www.downing.co.uk](http://www.downing.co.uk)

### Listed Fixed Income Securities Manager

Smith & Williamson Investment Management Ltd  
25 Moorgate  
London EC2R 6AY

### Auditor

BDO LLP  
55 Baker Street  
London W1U 7EU

### VCT Status Advisers

Philip Hare & Associates LLP  
Suite C – First Floor  
4-6 Staple Inn  
London WC1V 7QH

### Registrar

Capita Asset Services  
The Registry  
34 Beckenham Road  
Beckenham  
Kent BR3 4TU  
Tel: 0871 664 0324  
(calls cost 10p per minute plus network extras  
lines open Mon-Fri from 8.30am to 5.30pm)  
[www.capitaassetservices.com](http://www.capitaassetservices.com)

### Bankers

Royal Bank of Scotland plc  
119/121 Victoria Street  
London SW1E 6RA

Bank of Scotland plc  
33 Old Broad Street  
London BX2 1LB

## FINANCIAL SUMMARY

	2016 pence	2015 pence
Net asset value per share ("NAV")	62.8	70.6
Cumulative dividends paid since launch	96.0	91.0
<b>Total return</b> (NAV plus cumulative dividends paid per share)	<u>158.8</u>	<u>161.6</u>

### Dividends in respect of financial year ended 31 December 2016

Interim dividend paid per share	2.5	2.5
Special dividend paid per share	-	5.0
Final dividend per share (payable on 30 June 2017)	1.5	2.5
	<u>4.0</u>	<u>10.0</u>

A full dividend history for the Company can be found at [www.downing.co.uk](http://www.downing.co.uk).

### Performance summary for investors (based on an original investment of £1.00)

Share issue date	Initial income tax relief available on investment %	Equivalent dividends received since issue pence	Equivalent NAV at 31 Dec 2016 pence	Gain (ignoring income tax relief) %	Gain (after initial income tax relief) %	Gain (after initial and ESB* income tax relief) %
Elderstreet Millennium Venture Capital Trust plc (1996)	20%	86.1	23.9	10.0%	37.5%	45.2%
Feb-Aug 1998	20%	96.0	62.8	58.8%	98.5%	118.6%
Mar-Jun 2005 (C Share issue)	40%	65.5	42.0	7.5%	79.1%	97.0%
Apr 2006	40%	96.5	91.2	87.7%	212.8%	251.7%
Apr 2008	30%	64.7	68.3	32.9%	89.9%	
Jun 2008	30%	61.3	68.7	30.0%	85.7%	
Apr 2009	30%	71.0	84.1	55.0%	121.5%	
May 2009	30%	69.6	84.1	53.7%	119.6%	
Apr-May 2010	30%	62.2	78.1	40.3%	100.4%	
Mar 2011	30%	56.7	77.4	34.2%	91.7%	
Apr-May 2011	30%	59.0	80.5	39.5%	99.3%	
Apr-May 2012	30%	59.4	88.8	48.2%	111.8%	
Nov 2012	30%	61.6	101.9	63.5%	133.6%	
Apr 2013	30%	56.3	93.0	49.3%	113.3%	
Dec 2014	30%	22.0	92.2	14.2%	63.1%	
Mar-Apr 2015	30%	20.8	87.3	8.1%	54.4%	
April 2016	30%	7.0	88.5	-4.4%	36.5%	

Not applicable

\* In November 2012, the Company offered an Enhanced Share Buyback ("ESB") which allowed Shareholders who had already held their shares for more than five years to sell their shares and reinvest the proceeds, receiving additional income tax relief at the rate of 30% on the new issue. Offers from April 2008 onwards were not eligible for the ESB in November 2012.

In the table above, initial income tax relief has been deducted from cost for the purpose of calculating gains after income tax relief. In respect of ESB the initial income tax relief has been treated as additional income.

### Original 'C' Shareholders

Shareholders investing under the 'C' Share offer were issued 0.6691 Ordinary Shares for every one 'C' Share held. Dividends of 30.0p per 'C' Share were paid prior to the merger, equivalent to 44.8p per Ordinary Share.

### Elderstreet Millennium Shareholders

Shareholders in Elderstreet Millennium Venture Capital Trust ("EMVCT") were issued 0.381 Ordinary Shares in Elderstreet VCT plc for every one share held. Dividends of 61.5p per EMVCT share were paid prior to the merger, equivalent to 161.5p per Ordinary Share in Elderstreet VCT plc.

## INVESTMENT OBJECTIVES

The Company's principal investment objectives are to:

- invest in a diversified portfolio of companies, focussing on smaller unquoted companies;
- pay annual dividends of between 3 and 4 pence per Ordinary Share per annum (subject to liquidity); and
- maintain its VCT status.

The detailed investment policy adopted to achieve the investment objectives is set out in the Strategic Report on pages 15 to 18.

## DIRECTORS

**David Brock** (Chairman) was, until July 1997, a main board director of MFI Furniture Group plc and managing director of MFI International Limited, having been involved at a senior level in both MFI's management buyout and its subsequent flotation. He started his career at Marks and Spencer plc. He is currently chairman of Episys Group Limited and Kitwave Limited, and is a non-executive director of Hargreave Hale Aim VCT 1 plc and Puma VCT 8 plc.

**Hugh Aldous** is chairman of SPL Guernsey ICC Ltd. He is a director of Innospec Inc. (NASDAQ) and Polar Capital Holdings plc. He was previously a partner of Grant Thornton UK LLP. He was a DTI Inspector and a member of the Competition Commission.

**Barry Dean** is a chartered accountant and has over 30 years' experience in the private equity industry including 14 years as managing director of Dresdner Kleinwort Benson Private Equity Limited. He is currently a non-executive director of Downing ONE VCT plc and ProVen VCT plc.

**Michael Jackson** founded Elderstreet Investments Limited in 1990 and is its executive chairman. Michael studied law at Cambridge University, and qualified as a chartered accountant with Coopers & Lybrand before spending five years in marketing for various US multinational technology companies. For the past 23 years, he has specialised in raising finance and investing in the smaller companies quoted and unquoted sector. From 1983 until 2006 he was a director of FTSE 100 company, The Sage Group plc, becoming chairman in 1997. He was also chairman of PartyGaming plc, another FTSE 100 company, and additionally is chairman of Netcall plc. He is also on the board of a number of Elderstreet portfolio companies, including as a director of AngloINFO Limited, Baldwin and Francis Holdings Limited, Fords Packaging Top Co Limited, Uvenco UK plc and Chairman of Access Intelligence plc.

**Nicholas Lewis** is a partner of Downing LLP - a business he founded as Downing Corporate Finance Limited in 1986. Downing LLP specialises in managing, promoting and administering tax-based investments and has raised approximately £1 billion since 1991. Prior to founding Downing, he was with NatWest Ventures Limited and, before that, with Apax Partners & Co Limited. He is a director of several other venture capital trusts.

All the Directors are non-executive and, with the exception of Michael Jackson and Barry Dean, are independent of the Investment Manager.

## CHAIRMAN'S STATEMENT

I am pleased to present the Company's Annual Report for the year ended 31 December 2016.

It has been a year with significant developments for your Company. In November we announced that the Company's manager, Elderstreet Investments, had negotiated a significant co-investment agreement with Draper Esprit, a leading venture capital provider in the high-growth technology sector, which will lead to sharing deal flow, management experience and investment opportunities going forward. Draper Esprit also acquired a 30% stake in Elderstreet Investments, with an option to purchase the remainder of the company in the future. The Board is fully supportive of this arrangement which subsequently allowed the Company to successfully launch a major new fundraising. The Company now has a significant level of new funds available to take advantage of the flow of new opportunities and, over the coming years, we expect to see the portfolio become refocused on sectors that can deliver high growth.

### Net asset value and results

At 31 December 2016, the Company's Net Asset Value per share ("NAV") stood at 62.8p, which represents a fall of 2.8p (3.9%) over the year after adding back dividends of 5.0p per share which were paid during the year.

The total return to Shareholders who invested at the launch of the Company in 1998 (NAV plus cumulative dividends) now stands at 158.8p compared to the original cost (net of income tax relief) of 80.0p per share. A summary of the position for Shareholders who invested in the Company's various other fundraisings is included on page 2 of this report.

The loss on ordinary activities after taxation for the year was £1.0 million (2015: £3.4 million profit), comprising a revenue return of £222,000 (2015: £262,000) and a capital loss of £1.3 million (2015: £3.1 million return).

### Venture capital investments

In terms of new investment activity, the Company invested a total of £1.4 million in two existing portfolio companies; Concorde Solutions Limited and AngloINFO Limited.

One new Company was added to the portfolio during the year. An investment of £499,000 was made into Ridee Limited, which trades as Jinn, a fast growing 24/7 last mile urban logistics and delivery platform that allows users to order anything they want from local stores and restaurants.

During the year, the Company also benefitted from further deferred proceeds of £440,000 from Wessex Advanced Switching Products Limited, the investment was sold in 2014. There were a small number of other disposals which brought total net realised gains for the year to £445,000.

At the year end, the Company held a portfolio of 23 venture capital investments valued at £19.2 million, with the vast majority of value held in the top ten investments.

In reviewing the investment valuations at the year end, the Board made a number of valuation adjustments to the unquoted investments. The main movements are summarised as follows; Lyalvale Express Limited was increased by £571,000 as the investment continues to exceed expectations and Fords Packaging Topco Limited was uplifted by £556,000, following strong results in the past period. These increases were offset by a £1.3 million write down in the value of Baldwin & Francis Limited, a manufacturer of equipment for the mining, rail, oil and gas industries. The company generally works on large contracts, and delays to a number of new orders has significantly impacted the business.

The management of Lyalvale Property Limited had been optimistic that planning permission would be obtained in respect of some development land that it owns. Unfortunately, ultimately planning permission was not granted and this has resulted in a write down of £786,000. The valuation of Ridee Limited has also been reduced by £149,000.

A number of the Company's investments are quoted on AIM and experienced significant movements over the year. The investment in Fulcrum Utility Services Limited increased in value by £1 million, Access Intelligence plc fell by £299,000, Interquest Group plc by £188,000 and Proxama plc by £276,000.

Overall the portfolio had net unrealised losses for the year of 1.3 million.

Further commentary on the portfolio, together with a schedule of additions, disposals and details of the largest investments, can be found within the Investment Manager's Report and Review of Investments on pages 7 to 14.

## CHAIRMAN'S STATEMENT (continued)

### Fixed interest investments

The Company held a small portfolio of fixed interest investments which is managed by Smith & Williamson Investment Management Limited. The portfolio, valued at £1.6 million at the year end, generated investment income of £17,000 during the year and unrealised capital gains of £9,000 were recognised.

The remaining investments in the fixed interest portfolio was sold after year end for £1.6 million.

### Management

As mentioned above, in November it was announced that Draper Esprit plc, a leading AIM quoted venture capital firm, had acquired a stake in Elderstreet Investments Limited, the Company's investment manager. At the same time, Elderstreet Investments put in place a co-investment agreement with Draper Esprit plc, which will provide the VCT with the benefit of deal flow and the considerable management experience of Draper Esprit.

The Draper Esprit team has been involved in investing over £800 million into more than 200 technology businesses and also in creating businesses with a total aggregate value of over £6.4 billion of which over £5 billion has been exited. Draper Esprit currently manages institutional and EIS funds so is already familiar with many of the restrictions that apply to VCT investments.

The Board believes that Draper Esprit will bring considerable benefits to the VCT and looks forward to working with them as the VCT moves into a new phase.

### Fundraising activities

As discussed above, in December 2016, the Company launched a new offer for subscription seeking to raise up to a total of £10 million, with an option to increase the maximum level to £20 million. The offer has been well received by investors and, to date, has raised £15 million and allotted 21.7 million shares at an average share price of 64.99p.

### Dividends

In recent years the Board has targeted annual dividends of between 4 and 5 pence per share. In view of the significant level of new funds raised in the fundraising and the expected steady shift of the portfolio towards less mature investments, the Board expects that annual dividends will be slightly reduced over the coming years and has set a revised target of between 3 and 4 pence per share. The Board believes that the upsides of having a larger asset base and greater exposure to the potentially high growth investments that Draper Esprit can introduce outweighs any short term potential reduction compared to the historic yields.

With this in mind, the Board is proposing a final dividend of 1.5p per share to be paid on 30 June 2017 to Shareholders on the register at 19 May 2017. This will bring total dividends paid in respect of the year to 4.0p (2015: 10.0p), equivalent to a yield for a 40% tax payer of 10.9% p.a. based on the share price at the date of this report.

### Share buybacks

The Company operates a policy of buying in shares that become available in the market at a discount of approximately 7.5% to the latest published NAV.

During the year the Company purchased a total of 217,500 shares at an average price of 63.6p per share. Any Shareholders who are considering selling their shares will need to use a stockbroker. Such Shareholders should ask their stockbroker to register their interest in selling their shares with Shore Capital.

### Auditors

In accordance with new regulations, the Company is obliged to review its auditors and undertake a competitive tender process at least every 10 years.

As BDO (and its predecessor firm) has been the Company's auditor for the last 10 years, the Audit Committee has undertaken such a review this year. The Audit Committee approached four audit firms seeking proposals to be considered for appointment as the Company's auditors. Two formal proposals were considered and ultimately the Committee decided to re-appoint BDO, the existing auditors. The Committee is satisfied that BDO has suitable experience and resources to provide a good quality audit service and have indicated that future audit fees will be maintained at a reasonable level. A proposal for their re-appointment will be put to Shareholders at the forthcoming AGM.

### Year end and Company name

In view of the changes to the management, the Board is considering changing the Company's year end from 31 December to 31 March to align it better with other Draper Esprit funds. We will update Shareholders as and when any final decision is made. The Board is also giving consideration to whether it might be appropriate to change the Company's name in due course. In order to give the Board some flexibility to this end, a resolution will be proposed at the forthcoming AGM to amend the Articles of Association to give the Board the power to change the Company name without the requirement for a Shareholder Circular. Naturally we will ensure that any decision to change the Company's name is communicated to all Shareholders at that time.



## CHAIRMAN'S STATEMENT (continued)

### Annual General Meeting ("AGM")

The next AGM of the Company will be held on 23 June 2017 at 20 Garrick Street, London, WC2E 9BT at 11:00 a.m.

Notice of the meeting is at the end of this document. Four items of Special Business are proposed; one ordinary resolution and two special resolutions in relation to the allotment of shares and share buybacks and one special resolution in respect of the amendments to the Articles of Association described above.

### Outlook

A small number of setbacks in the portfolio have held back performance over the last year. However, the majority of the portfolio has performed reasonably well and the portfolio continues to include a number of investments that have prospects to deliver good outcomes for Shareholders.

With a significant level of new funds now available to invest, we expect to see a higher level of investment activity over the coming year and a number of new companies being introduced into the portfolio by Draper Esprit. The ongoing impact of the new VCT regulations and the expected dealflow from Draper Esprit is likely to result in a gradual increase in the risk profile of the portfolio over time. However, we believe that the enhanced management team and resources provide an excellent foundation for this new phase of the Company and have the potential to continue delivering the levels of performance that Shareholders have benefitted from in recent years.



**David Brock**  
Chairman

27 April 2017

## INVESTMENT MANAGER'S REPORT

Over the year the Company recorded a decrease in the total return of 2.8p (net asset value including cumulative dividends), from 161.6p to 158.8p including paying dividends of 5.0p per share. NAV per share decreased from 70.6p to 62.8p.

During the year, we invested £1.9 million as we continued to support the existing portfolio companies, and completed one new investment. Two follow-on investments were made into Concorde Solutions Limited, and AngloINFO Limited, and one new investment was completed into Ridee Limited. The core portfolio has had a mixed performance.

Since the period end, the planning permission for Lyalvale Property Limited, which was sent to central government level for a decision was declined. This has resulted in a reduction of valuation of £786,000. Baldwin & Francis Limited ("BFH") has also suffered a decline in trading as orders that were expected to be received have been delayed. BFH operates in the rail, oil and gas, and mining markets, the latter two of which are still suffering from the decline in commodity prices. Your Manager has taken action to turn around the decline and made a provision of £1.3 million against the valuation.

On a positive note trading has performed better than expected in Fords Packaging Topco Limited ("Fords") and Lyalvale Express Limited which have been valued up by £556,000 and £571,000 respectively.

We flagged in last years' report that Fords innovation and investment in R&D could lead to better future trading performance. We have seen this come through in record orders for new machines as they enter their 2017/18 trading year. Post the year end Fords repaid the Elderstreet VCT loan and is now debt free.

A new investment of £499,000 was made into Ridee Limited, trading as Jinn ([www.jinnapp.com](http://www.jinnapp.com)), a digital platform operating in the fast growing but competitive space of last mile delivery from restaurants and local stores.

A further investment of £750,000 was made in Concorde in April 2016 to support the further development of the business, which made progress following that funding round and since the year end has been sold generating proceeds slightly in excess of the year end carrying value.

Further follow-on investments totalling £643,000 were made into AngloINFO Limited during the year. The launch of the new website has taken longer than expected but a new mobile compliant digital platform is now live and the short to medium term target is to get the company to breakeven. We continue to believe that the business has reasonable growth prospects.

The highlight of the AIM portfolio was our investment in Fulcrum Utility Services Limited which rose by £1 million year on year as the company reported six monthly pre-tax profits of £3.1 million versus £1.6 million in the previous year.

Access Intelligence plc continues to successfully integrate the business acquired in 2015.

Generally, it is worth noting that in nine out of the top ten companies by value at 31 December 2016 the Manager has at least one board seat or observer rights and is very actively involved with these businesses.

Escrow payments from two exits were received in the year totalling £1.9 million, of which £1.5 million was recognised in 2015 in relation to Smart Education Limited.

On the corporate front, your Manager, with the support of the VCT Board, sold a minority stake to Draper Esprit plc, who also have an option to acquire 100% in the future.

Draper Esprit is one of the leading venture capital investors involved in the creation, funding and development of high-growth technology businesses with an emphasis on digital technologies in the UK, the Republic of Ireland and Europe. Draper Esprit floated on the AIM market in June 2016 and at the time of writing has a market capitalisation of £144.7 million. The Manager has agreed a significant co-investment agreement with Draper Esprit to share deal flow, management experience, and investment opportunities going forward.

We are delighted to report that the new fundraising round of £10 million for this season is performing well and a further over allotment of £10 million has been released. At the time of writing this, new fundraising had raised £15 million.

In summary, although there have been mixed results in the core portfolio over the year, we remain cautiously optimistic and confident, given the co-investment agreement with Draper Esprit, that we can find suitable new opportunities to invest in and refresh the portfolio.

**Elderstreet Investments Limited**

27 April 2017

## REVIEW OF INVESTMENTS

### Portfolio of investments

The following investments were held at 31 December 2016. All companies are registered in England and Wales, with the exception of Fulcrum Utility Services Limited which is registered in the Cayman Islands.

	Cost £'000	Valuation £'000	Valuation movement in year £'000	% of portfolio by value
<b>Ten largest venture capital investments (by value)</b>				
Lyalvale Express Limited	1,915	3,903	571	16.9%
Fords Packaging Topco Limited	2,883	3,795	556	16.4%
Access Intelligence plc *	2,333	2,989	(128)	13.0%
Fulcrum Utility Services Limited *	500	2,146	1,000	9.3%
AngloINFO Limited	2,277	1,569	(299)	6.8%
Concorde Solutions Limited	1,650	1,525	(142)	6.6%
Baldwin & Francis Limited	1,534	912	(1,340)	4.0%
Macranet Limited	863	863	-	3.7%
Ridee Limited	499	350	(149)	1.5%
Cashfac plc	260	328	-	1.4%
	<u>14,714</u>	<u>18,380</u>	<u>69</u>	<u>79.6%</u>
<b>Other venture capital investments</b>				
Servoca plc *	333	228	(96)	1.0%
Interquest Group plc *	226	156	(188)	0.7%
Lyalvale Property Limited	300	128	(786)	0.6%
Proxama plc*	860	123	(276)	0.5%
Uvenco UK plc *	1,326	72	(18)	0.3%
Sift Digital Limited	125	48	(8)	0.2%
Sift Limited	125	42	(14)	0.2%
SparesFinder Limited	103	34	-	0.1%
The Kellan Group plc *	657	7	(4)	0.0%
Infoserve Group plc	127	-	-	-
The National Solicitors Network Limited	501	-	-	-
The QSS Group Limited	268	-	-	-
RB Sport & Leisure Holdings plc	188	-	-	-
	<u>5,139</u>	<u>838</u>	<u>(1,390)</u>	<u>3.6%</u>
<b>Fixed income securities</b>				
United Kingdom 1.25% Gilt 22/07/2018	892	925	8	4.0%
United Kingdom 1.00% Gilt 07/09/2017	614	616	1	2.7%
S&W Investment Funds Cash Fund	10	10	-	0.0%
	<u>1,516</u>	<u>1,551</u>	<u>9</u>	<u>6.7%</u>
	<u>21,369</u>	<u>20,769</u>	<u>(1,312)</u>	<u>89.9%</u>
Cash at bank and in hand		<u>2,302</u>		<u>10.1%</u>
<b>Total investments</b>		<u>23,071</u>		<u>100.0%</u>

All venture capital investments are unquoted unless otherwise stated

\* Quoted on AIM

## REVIEW OF INVESTMENTS (continued)

### Investment movements for the year ended 31 December 2016

#### ADDITIONS


	£'000
<b>Venture capital investments</b>	
Concorde Solutions Limited	750
AngloINFO Limited	643
Ridee Limited	499
	<u>1,892</u>

#### DISPOSALS


	Cost £'000	Value at 01/01/16 £'000	Proceeds £'000	Profit vs cost £'000	Realised profit £'000
<b>Retention proceeds</b>					
Wessex Advanced Switching Products Limited	-	-	440	440	440
Smart Education Limited	-	-	5	5	5
	<u>-</u>	<u>-</u>	<u>445</u>	<u>445</u>	<u>445</u>

## REVIEW OF INVESTMENTS (continued)


Further details of the ten largest investments are as follows:

<b>Lyalvale Express Limited</b> www.lyalvaleexpress.com	Cost at 31/12/16:	£1,915,000	Valuation at 31/12/16:	£3,903,000
	Cost at 31/12/15:	£1,915,000	Valuation at 31/12/15:	£3,332,000
	Investment comprises:			
	Equity shares:	£1,915,000	Valuation method:	Earnings multiple
	Audited accounts:	05/04/16 28/03/15	Dividend income:	£181,000
	Turnover:	£7.3m £8.2m		
	Profit before tax:	£1.1m £1.3m	Proportion of capital held:	44.2%
	Net assets:	£8.7m £8.6m	Diluted equity:	44.2%

Lyalvale is the leading producer of shotgun ammunition in the UK. It has developed a range of more than 30 different models of cartridge suitable for both game and clay shooting.

<b>Fords Packaging Topco Limited</b> www.ford-packsys.com	Cost at 31/12/16:	£2,883,000	Valuation at 31/12/16:	£3,795,000
	Cost at 31/12/15:	£2,883,000	Valuation at 31/12/15:	£3,239,000
	Investment comprises:			
	Equity shares:	£2,425,000	Valuation method:	Earnings multiple
	8% loan note:	£458,000		
	Audited accounts:	30/06/16 30/06/15	Dividend income:	£195,000
	Turnover:	£6.0m £6.0m	Loan note income:	£37,000
	Profit before tax:	£0.3m £0.7m	Proportion of capital held:	48.7%
Net assets:	£2.4m £2.5m	Diluted equity:	48.7%	

Based in Bedford, Fords is a leading supplier of capping presses and also manufactures Rotary Sealers. It is widely known for its expertise in sealing and closure technology for food and drink applications where high standards of hygiene are required.

<b>Access Intelligence plc</b> www.accessintelligence.com	Cost at 31/12/16:	£2,333,000	Valuation at 31/12/16:	£2,989,000
	Cost at 31/12/15:	£2,333,000	Valuation at 31/12/15:	£3,118,000
	Investment comprises:			
	Equity shares:	£1,333,000	Valuation method:	Bid price
	8% conv. loan note:	£700,000		
	10% loan note:	£300,000		
	Equity share options:	£Nil		
	Audited accounts:	30/11/15 30/11/14	Dividend income:	£Nil
Turnover:	£10.9m £8.5m	Loan note income:	£89,000	
Loss before tax:	(£4.0m) (£1.0m)	Proportion of capital held:	13.9%	
Net assets:	£3.8m £5.6m	Diluted equity:	17.6%	

Access Intelligence is a group of software companies delivering a range of business critical support services to private and public sector organisations through a software-as-a-service platform.

## REVIEW OF INVESTMENTS (continued)

### Fulcrum Utility Services Limited

www.fulcrumutilityserviceslimited.co.uk



Cost at 31/12/16:		£500,000	Valuation at 31/12/16:	£2,146,000
Cost at 31/12/15:		£500,000	Valuation at 31/12/15:	£1,146,000
Investment comprises:				
Equity shares:		£500,000	Valuation method:	Bid price
Abbreviated audited accounts:	31/03/16	31/03/15	Dividend income:	£25,000
Turnover:	£34.5m	£33.7m		
Profit before tax:	£4.3m	£0.6m	Proportion of capital held:	2.66%
Net assets:	£5.8m	£1.1m	Diluted equity:	2.66%

Fulcrum is a leading independent utilities organisation that provides gas and multi-utility infrastructure design, technical engineering, project management and consultancy across all sectors nationally.

### AngloINFO Limited

www.angloinfo.com



Cost at 31/12/16:		£2,277,000	Valuation at 31/12/16:	£1,569,000
Cost at 31/12/15:		£1,634,000	Valuation at 31/12/15:	£1,225,000
Investment comprises:				
Equity shares:		£1,441,000	Valuation method:	Price of recent investment
Conv. loan notes:		£836,000		
Abbreviated unaudited accounts:	31/12/16	31/12/15	Dividend income:	£Nil
Turnover:	Unpublished information		Loan note income:	£Nil
Profit before tax:	Unpublished information		Proportion of capital held:	46.1%
Net assets/ (liabilities):	£0.2m	(£0.2m)	Diluted equity:	53.1%

AngloINFO is an online company providing local business directories, classified advertising and information services in the English language, operating in many countries around the world.

### Concorde Solutions Limited

www.concordesoftware.com



Cost at 31/12/16:		£1,650,000	Valuation at 31/12/16:	£1,525,000
Cost at 31/12/15:		£900,000	Valuation at 31/12/15:	£917,000
Investment comprises:				
Equity shares:		£750,000	Valuation method:	Price of recent investment
Loan stock:		£150,000		
Preference shares:		£750,000		
Abbreviated unaudited accounts:	30/11/15	30/11/14	Dividend income:	£Nil
Turnover:	Unpublished information		Loan note income:	£15,000
Profit before tax:	Unpublished information		Proportion of capital held:	17.1%
Net assets:	£1.6m	£2.1m	Diluted equity:	25.1%

Concorde Software Asset Management provide solutions for enterprises to manage their software estate to ensure they remain compliant with their software licences. Concorde's clients include Jaguar Land Rover, Rexam, Aviva, the FCA and Serco.

## REVIEW OF INVESTMENTS (continued)

**Baldwin & Francis Limited**  
www.baldwinandfrancis.com



Cost at 31/12/16:	£1,534,000	Valuation at 31/12/16:	£912,000	
Cost at 31/12/15:	£1,534,000	Valuation at 31/12/15:	£2,252,000	
Investment comprises:				
Equity shares:	£171,000	Valuation method:	Earnings multiple	
Loan notes:	£1,363,000			
Audited accounts:	27/03/16	27/03/15	Dividend income:	£Nil
Turnover:	£11.6m	£10.1m	Loan note income:	£128,000
Profit/(loss) before tax:	£0.3m	(£0.1m)	Proportion of capital held:	48.9%
Net assets:	£0.8m	£0.6m	Diluted equity:	48.9%

Baldwin & Francis manufactures flameproof switchgear for the mining, oil and rail industries, a significant percentage of which is currently exported. It has subsidiary or joint venture operations in China and Canada and has a long export record to other countries including the Russian Federation, India, Turkey and the Middle East.

**Macranet Limited**  
www.sentimentmetrics.com



Cost at 31/12/16:	£863,000	Valuation at 31/12/16:	£863,000	
Cost at 31/12/15:	£863,000	Valuation at 31/12/15:	£862,000	
Investment comprises:				
Equity shares:	£87,000	Valuation method:	Cost as reviewed	
10% loan note:	£776,000		for impairment	
Abbreviated unaudited accounts:	31/12/15	31/07/14	Dividend income:	£Nil
Turnover:	Unpublished information		Loan note income:	£Nil
Profit before tax:	Unpublished information		Proportion of capital held:	3.3%
Net liabilities:	(£1.3m)	(£0.5m)	Diluted equity:	22.8%

Trading as Sentiment Metrics, Macranet is media middleware analytics software vendor. Sentiment's powerful Cloud-based platform monitors global social media so clients can pick up on prospects or customer conversations in real time or via their archive of 25 billion stored conversations. Elderstreet invested alongside AIM quoted Netcall plc who are integrating the product into their multi-channel call centre software offering.

**Ridee Limited**  
www.jinnapp.com



Cost at 31/12/16:	£499,000	Valuation at 31/12/16:	£350,000	
Cost at 31/12/15:	£n/a	Valuation at 31/12/15:	£n/a	
Investment comprises:				
Preference shares:	£499,000	Valuation method:	Price of recent investment	
Audited accounts:	31/01/16	31/01/15	Dividend income:	£Nil
Turnover:	Unpublished information			
Loss before tax:	Unpublished information		Proportion of capital held:	3.9%
Net assets:	£1.6m	£0.3m	Diluted equity:	3.9%

Ridee Ltd, which trades as Jinn, is a fast growing 24/7 last mile urban logistics and delivery platform that allows users to order anything they want from local stores and restaurants. Elderstreet invested in a £5.2 million Series A funding round, including Samaipata Ventures, a new VC started by the founders of La Nevera Roja, the take-out ordering service sold to Rocket Internet for \$100 million.

## REVIEW OF INVESTMENTS (continued)

<b>Cashfac plc</b>	Cost at 31/12/16:	£260,000	Valuation at 31/12/16:	£328,000
www.cashfac.com	Cost at 31/12/15:	£260,000	Valuation at 31/12/15:	£328,000
	Investment comprises:			
	Equity shares:	£260,000	Valuation method:	Earnings multiple



Audited accounts:	30/09/16	30/09/15	Dividend income:	£Nil
Turnover:	£7.9m	£7.9m	Proportion of capital held:	5.3%
Profit before tax:	£1.1m	£0.6m	Diluted equity:	5.3%
Net assets:	£7.3m	£6.2m		

Cashfac is the leading Bank-to-Corporate Cash Management software provider. Cashfac's white-label solutions enable banks to provide their Corporate and Business banking clients with leading edge cash management solutions. Cashfac helps banks build long lasting relationships with their clients; locking in deposits, driving transaction volumes and generating fees.

### Note:

Except where disclosed, the proportion of equity held by each investment also represents the level of voting rights held by the Company in respect of the investment.

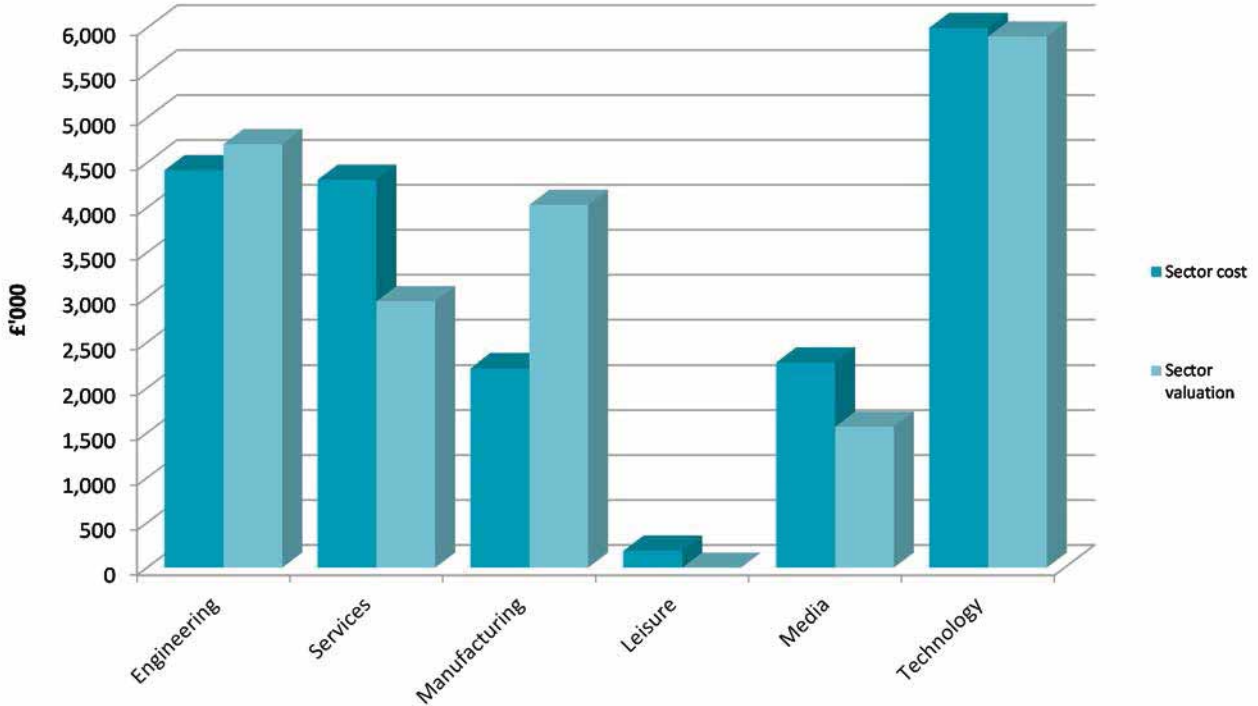
Loan notes disclosed in the above tables are valued at current expected redemption value, which is normally at par.



## REVIEW OF INVESTMENTS (continued)


### Analysis of investments by commercial sector

The split of the venture capital investment portfolio by commercial sector (by cost and by value at 31 December 2016) is as follows:



### Analysis of investments by nature of instrument

The following chart summarises the Company's investment portfolio by the nature of instrument held (by value at 31 December 2016):



### Portfolio balance

At 31 December 2016, the Company assets employed were broadly in line with the targets within the investment policy. These are summarised as follows:

#### Type of investment (by value, according to HMRC regulations)

Type of investment (by value, according to HMRC regulations)	Actual	Target
VCT qualifying investments	76.0%	Minimum 70%
Non-qualifying investments (including cash at bank)	24.0%	Maximum 30%
Total	100.0%	100%

## STRATEGIC REPORT

The Directors present the Strategic Report for the year ended 31 December 2016. The Board have prepared this report in accordance with the Companies Act 2006 (Strategic Report and Directors' Reports) Regulations 2013.

### Principal objectives and strategy

The Company is a Venture Capital Trust whose principal investment objectives are to:

- invest in a diversified portfolio of companies, focussing on smaller unquoted companies;
- pay annual dividends of between 3 and 4 pence per Ordinary share (subject to liquidity); and
- maintain its VCT status.

As a Venture Capital Trust, Investors are required to hold their shares for a minimum period of five years in order to retain their income tax relief.

### Business review and developments

At the year end, the investment portfolio had fallen in value by £1.3 million (2015: gain £3.1 million). Realised profit on investment disposals was £445,000 (2015: £754,000).

Total running costs for the year exceeded revenue income by £165,000 (2015: £552,000). In 2015 this included performance fees of £454,000.

The ongoing charges ratio was 3.3%.

The total loss for the year was £1.0 million (2015: £3.4 million gain). Net assets at the year end were £23.3 million (2015: £24.5 million). Dividends paid during the year totalled £1.9 million (2015: £3.4 million, including a special dividend of £1.7 million).

The Company's business and developments during the year are reviewed further in the Chairman's Statement, the Investment Manager's Report and the Review of Investments.

### Key performance indicators

At each Board meeting, the Directors consider a number of performance measures to assess the Company's level of success in meeting its investment policy (as shown on pages 16 to 17). The Board believes the Company's key performance indicators, for comparison against similar VCTs, are Net Asset Value Total Return (NAV plus cumulative dividends paid to date) and dividends per share (see page 2). In addition, the Board considers the Company's performance in relation to other VCTs.

### Principal risks and uncertainties

The board carries out a regular and robust assessment of the risk environment in which the Company operates and the policies in place for managing each of these risks. The principal financial risks faced by the Company, which include interest rate, investment price, credit and liquidity risks, are summarised within note 15 of the financial statements.

#### Regulatory risk

In addition to these risks, the Company, as a fully listed Company on the London Stock Exchange with a premium listing, and as a Venture Capital Trust, operates in a complex regulatory environment and therefore faces the related risks of non-compliance, any associated penalties and the possibility of loss of status. In order to mitigate this risk the board monitors regulatory and legislative developments. The Company also has a strong compliance culture and systems in place to ensure that the Company complies with all of its regulatory requirements.

#### VCT qualifying status risk

A breach of the VCT regulations could result in the loss of VCT status and consequent loss of tax reliefs currently available to Shareholders and the Company being subject to capital gains tax. Serious breaches of other regulations, such as the Listing Rules of the Financial Conduct Authority and the Companies Act, could lead to suspension from the Stock Exchange and damage to the Company's reputation.

The board receive quarterly reports from the Managers, which monitor the compliance of these risks, and place reliance on the Managers to give updates in the intervening periods. These policies have remained unchanged since the beginning of the financial year. Philip Hare & Associates LLP provide regular independent reviews of the Company's VCT status as well as advice on VCT compliance issues as and when they arise.

#### Economic risk

Fluctuations in the stock market or economic recession and movement in interest rates could affect the valuation of investee companies. This is mitigated by holding a diversified portfolio of investments across a wide range of sectors.

#### Stock market risk

The Company's quoted portfolio will be subject to both upward and downward market fluctuations. The investment manager actively monitors the quoted portfolio and the board receives quarterly updates on movements in valuation.

## STRATEGIC REPORT (continued)

### Viability statement

In accordance with C.2.1 and C.2.2 of the 2014 revision of the UK Corporate Governance Code, the Directors have assessed the prospects of the Company over a longer period than the 12 months required by the 'Going Concern' provision. The Board has conducted this review for a period of three years from the balance sheet date as developments are considered to be reasonably foreseeable over this period.

The three year review considers the principal risks facing the Company which are summarised within note 15 as well as the Company's cash flows, dividend cover and VCT monitoring compliance over the period. The three year review makes assumptions about the normal level of capital recycling likely to occur, expenses, dividends and share buybacks.

The Directors believe that the Company is well placed to manage its business risks successfully. Based on the results, the Board believes that, taking into account the Company's current position, and subject to the principal risks faced by the business, the Company will be able to continue in operation and meet its liabilities as they fall due for a period of at least three years from the balance sheet date.

### Business Model

The Company operates as a Venture Capital Trust to ensure that its Shareholders can benefit from tax reliefs available.

The Business of the Company is to act as an investment company, investing in a portfolio which meets the conditions set within its Investment Policy, as shown below.

### Investment policy

The Company will continue to invest predominantly in a diversified portfolio of companies, with a particular emphasis on smaller unquoted companies, through investments which will usually have the following characteristics:

- Established companies which are seeking development capital or funding for management buy-outs. (Investments in early stage businesses should represent only a small proportion of the portfolio at any time), including investing into the existing portfolio.
- A strong, balanced and well-motivated management team.
- Investments which, where appropriate, include loan notes and preference shares to enhance the security of the portfolio and to provide income.
- Investments where Elderstreet Investments Limited can typically act as lead investor and have an active involvement in the business through a board position.

The Company has a general portfolio mix by sector and its average deal size is approximately £1.0 million, although it will syndicate deals of up to £2.0 million. Within qualifying investments, 30% of investments will usually be into early stage companies with high growth potential and 70% will be MBO and development capital investments – mature companies yielding dividends. The target deal size is between £0.5 million and £1.5 million across a broad range of industries. The Company will aim to have material influence, including board representation, in relation to all of its portfolio companies.

### Risk Diversification

The Company's portfolio will be diversified by investing in a portfolio of VCT Qualifying Investments covering a number of sectors. Funds not invested in VCT Qualifying Investments will generally be invested in fixed income securities. The maximum that the Company will hold in a single investment (by value at the time of investment) is 15% of funds invested.

### VCT Qualifying Investments

It is the Directors' intention that Qualifying Investments made by the Company will be in companies supplying products and services to a range of markets. In particular, the Directors have specific experience and expertise in certain markets, such as information technology, manufacturing and retailing, and, where appropriate, the Company will invest in these sectors.

It is intended that most of the Company's qualifying investments will be established businesses requiring development finance or funding for management buy-outs. Investments in early stage businesses should represent only a small proportion of the portfolio at any time; such investments could be made, for example, in a company whose management team the Company has previously backed or a start-up company which can demonstrate substantial and verifiable first year sales prospects.

The Manager will seek to ensure that the businesses in which the Company invests will have: strong management teams; opportunities for growth; products or services able to sustain a competitive advantage; and reasonable prospects of achieving a stock market flotation or trade sale within three to five years.

## STRATEGIC REPORT (continued)

### Investment policy (continued)

#### VCT Qualifying Investments (continued)

In relation to investments to be made by the Company from its Share Pool:

1. In order to enhance the security of the portfolio and to provide income, the Company's investments from this share pool may include, where appropriate, loan notes and preference shares;
2. The Company's policy is, where appropriate, to have a representative of the Manager, or an experienced individual well known to it, appointed to the board of each portfolio company as a non-executive director in order to play an active role in seeking to develop the full potential of the company concerned; and
3. The Manager will endeavour to add value to the portfolio companies in a number of ways, including strategic planning, assisting with the development of the management team, advising on acquisitions or mergers and helping to structure the company for a stock market flotation or trade sale.

#### Investments in AIM traded companies

Companies whose shares are traded on AIM will be considered for investment. Such investments will normally only be made where most of the same criteria for unquoted investments are met.

#### Non-Qualifying Investments

The approach historically adopted by the manager to non-qualifying investments was to invest in short-dated fixed interest securities of high credit quality (to provide protection for the capital invested) principally consisting of financial instruments and fixed income securities issued by the UK Government, major companies and institutions as well as holding such funds in cash and bonds within a balanced portfolio, with a focus on higher yields while maintaining liquidity and downside protection. The Company also had shareholder approval to invest in property, equities, commodities and hedge funds however this was de-minimis.

Following recent changes to the VCT Rules, new funds raised will generally be held in cash or near cash assets pending investment. After the Company has satisfied the VCT investment qualification targets required by HMRC, the remaining cash will be invested in accordance with HMRC rules for non-qualifying investments. Currently this includes cash, listed shares and securities, liquid AIFs, UCITS or other money market funds.

#### Venture Capital Trust regulations

In continuing to maintain its VCT status, the Company complies with a number of regulations as set out in Part 6 of the Income Tax Act 2007. How the main regulations apply to the Company is summarised as follows:

1. The Company holds at least 70% of its investments in qualifying companies (as defined by Part 6 of the Income Tax Act 2007);
2. In respect of funds raised before 5 April 2011, at least 30% of the Company's qualifying investments (by value) are held in "eligible shares" ("eligible shares" generally being ordinary share capital). For funds raised after 5 April 2011 this is increased to 70%;
3. At least 10% of each investment in a qualifying company is held in "eligible shares" (by cost at time of investment);
4. No investment constitutes more than 15% of the Company's portfolio (by value at time of investment);
5. The Company's income for each financial year is derived wholly or mainly from shares and securities;
6. The Company distributes sufficient revenue dividends to ensure that not more than 15% of the income from shares and securities in any one year is retained; and
7. Prior to 5 April 2012, the maximum unit size of £1 million in each VCT qualifying investment (per tax year). Post 5 April 2012 the maximum investment by a VCT in any company is £5 million in the twelve months ending on the date of the VCT's investment.

## STRATEGIC REPORT (continued)

### **Borrowings**

It is not the Company's intention to have any borrowings; however the Company does have the ability to borrow not more than 10.0% of the aggregate of the nominal capital of the Company (being issued and paid up) plus the amounts standing to the credit of the reserves of the Company.

At 31 December 2016, the maximum amount of borrowings allowed, without the previous sanction at a General Meeting, stood at £2.4 million. There are no plans to utilise this ability at the current time.

### **Environmental, social and human rights policy**

The Company seeks to conduct its affairs responsibly. Where appropriate, the Board and the Managers take environmental, social and human rights factors into consideration when making investment decisions.

### **Global greenhouse gas emissions**

The company has no greenhouse emissions to report from its operations, nor does it have responsibility for any other emissions producing sources under the Companies Act 2006 (Strategic Report and Director's Reports) Regulations 2013.

### **Directors and senior management**


The Company does not have any employees, including senior management, other than the Board of the five male non-executive directors. There are no female directors. The Company's policy regarding diversity is set out in full in the Corporate Governance Statement on page 25.

Whilst the Board have delegated the day to day operation of the Company to its advisers, details of which are contained within the Report of the Directors, they retain the responsibility of planning, directing and controlling the activities of the Company.

### **Future Prospects**

The Company's future prospects are set out in the Chairman's Statement and Investment Manager's Report.

By order of the Board



### **Grant Whitehouse**

Secretary of Elderstreet VCT plc  
Company number: 03424984  
Registered office:  
Ergon House  
Horseferry Road  
London SW1P 2AL

27 April 2017

## REPORT OF THE DIRECTORS

The Directors present the Annual Report and Financial Statements of the Company for the year ended 31 December 2016.

### Share capital

In April 2016 the Company allotted a total of 2,591,172 Ordinary Shares of 5p each ("Ordinary Shares"), under the terms of a prospectus dated 22 December 2015, at an average price of 70.96p per share. Gross proceeds received thereon were £1.8 million with issue costs in respect of the offer amounting to £9,000.

During the year, the Company purchased 217,500 Ordinary Shares for cancellation for an aggregate consideration of £139,000, at an average price of 63.6p per share. The purchase was undertaken at a price approximately equivalent to a 9.9% discount to the most recently published NAV at the time of purchase. These shares were subsequently cancelled.

The total number of Ordinary Shares in issue at 31 December 2016 was 37,034,366.

On 5 April 2017, 21,677,465 Shares were issued at an average price of 64.99p. At the date of this report the total number of Ordinary Shares in issue was 58,711,831. There are no other share classes in issue.

### Results and dividends

	Pence £'000 per share	
Loss for the year	(1,033)	(3.0)
<i>Dividends paid in the year</i>		
30 June 2016	930	2.5
16 December 2016	926	2.5
	1,856	5.0

Your Company will pay a final dividend of 1.5p per Ordinary Share on 30 June 2017 to Shareholders on the register at 19 May 2017, subject to Shareholder approval at the AGM.

### Directors

The Directors of the Company during the year were as follows:

David Brock (Chairman)  
Hugh Aldous  
Barry Dean  
Michael Jackson  
Nicholas Lewis

In view of trends in corporate governance practice all Directors retire at each AGM, with those wishing to do so putting themselves forward for re-election. Accordingly, at the forthcoming AGM all Directors will retire and all of them, being eligible, are offering themselves for re-election. The Board recommends that Shareholders take into consideration each Director's considerable experience in VCTs and other areas, as shown in their respective biographies on page 3 together with the performance of the Company over the years, in order to support the resolutions to re-appoint each of the Directors.

Each of the Directors has entered into an agreement for services which are terminable on three months' notice by either side. Each Director is required to devote such time to the affairs of the Company as the Board reasonably requires and their powers are bound by the Company's Articles of Association. Appointments of new Directors to the Board are considered by all existing Directors as, and when, required.

The Company provides Directors' and Officers' liability insurance, giving appropriate cover for legal action brought against its Directors, and has also agreed to indemnify Directors in circumstances where they are not considered to be culpable. The indemnity, which is a qualifying third party indemnity provision for the purpose of the Companies Act, is for the benefit of all of the Company's current Directors.

### Investment management fees

Elderstreet Investments Limited is the Investment Manager for the Company and receives a fee of 2.0% of net assets per annum. The agreement, originally entered into on 30 January 1998 for a fixed period of five years, is terminable by one year's prior written notice by either side.

The Board is pleased with the performance of the Company and is satisfied with Elderstreet Investments Limited's strategy, approach and procedures in providing investment management services to the Company. The Directors have therefore concluded that the continuing appointment of Elderstreet Investments Limited as Investment Manager remains in the best interest of Shareholders.

## REPORT OF THE DIRECTORS (continued)

### Performance incentive fees

Performance incentive fees are payable to the Investment Manager when the Company has paid and/or proposed dividends totalling at least 3.5p per share in respect of any one financial year and when the NAV, before the dividends, is above 70.6p per share. If the test is met, the fee is calculated at a rate of 20% of the dividend per share in excess of 3.5p and is based on the shares in issue at the year end. The performance incentive fee will also have a catch-up if the dividend element of the test is not met. The test has not been met for the year under review and accordingly no fee is payable.

### Annual running costs cap

The Company's annual running costs (which exclude any performance fees payable) are capped at 3.5% of the net assets. Any excess will be paid by the Managers. The expense ratio for the year, based on net assets at the year end, was 3.2% (2015: 3.2%).

### Administration management fees

Downing LLP provides administration services to the Company for a fee of £50,000 per annum. The agreement is terminable by one year's prior written notice by either side.

### Fixed interest investment management

Smith & Williamson Investment Management Limited provides investment management services to the Company in respect of fixed income securities for a fee of 0.30% per annum (plus VAT where applicable) of the amount invested in fixed income securities.

### VCT Status

The Company has appointed Philip Hare & Associates LLP to advise it on compliance with VCT requirements, reporting directly to the Board. Philip Hare & Associates LLP work closely with the Managers of the Company, undertaking reviews of the VCT compliance status of new investment opportunities; providing regular compliance updates on the Company's existing portfolio of investments and providing advice on VCT compliance issues as and when they arise.

A summary of the VCT regulations is included in the Company's Investment Policy as shown on pages 16 to 17.

Compliance with the main VCT regulations as at 31 December 2016 and for the year then ended is summarised as follows:

- |   |          |
|---|----------|
| 1. 70% of its investments is held in qualifying companies;  | 78.1%    |
| 2. At least 30% of the Company's qualifying investments (by value) are held in "eligible shares" for funds raised before 5 April 2011, and 70% thereafter;  | Complied |
| 3. At least 10% of each investment in a qualifying company is held in "eligible shares";  | Complied |
| 4. No investment constitutes more than 15% of the Company's portfolio (by value at the time of investment);   | Complied |
| 5. The Company's income for each financial year is derived wholly or mainly from shares and securities;   | 98.5%    |
| 6. The Company distributes sufficient revenue dividends to ensure that not more than 15% of the income from shares and securities in any one year is retained; and  | Complied |
| 7. Prior to 5 April 2012, the maximum unit size of £1 million in each VCT qualifying investment (per tax year). Post 5 April 2012 the maximum investment by a VCT in any company is £5 million in the twelve months ending on the date of the VCT's investment. | Complied |

### Substantial interests

As at 31 December 2016, and the date of this report, the Company was not aware of any beneficial interests exceeding three per cent of the issued Ordinary Share capital.

### Auditor

Due to the current auditor's tenure which is now in its tenth year, the Company is required to undertake an audit tender for the year ended 31 December 2017.

Following the Company's year end, the audit tender process took place during April 2017.

A resolution to re-appoint BDO as the Company's Auditor will be proposed at the forthcoming AGM.

## REPORT OF THE DIRECTORS (continued)

### Annual General Meeting

The Annual General Meeting will be held at 20 Garrick Street, London WC2E 9BT at 11:00 a.m. on 23 June 2017. The AGM Notice is at the end of this document.

### Directors' responsibilities statement

The Directors are responsible for preparing the Report of the Directors, the Strategic Report, the Directors' Remuneration Report and the financial statements in accordance with applicable law and regulations. They are also responsible for ensuring that the annual report includes information required by the Listing Rules of the Financial Conduct Authority.

Company law requires the Directors to prepare financial statements for each financial year. Under that law, the Directors have elected to prepare the financial statements in accordance with United Kingdom Generally Accepted Accounting Practice (United Kingdom Accounting Standards and applicable law), including Financial Reporting Standard 102, the financial reporting standard applicable in the UK and Republic of Ireland (FRS102). Under company law the Directors must not approve the financial statements unless they are satisfied that they give a true and fair view of the state of affairs of the Company and of the profit or loss of the Company for that period.

In preparing these financial statements, the Directors are required to:

- select suitable accounting policies and then apply them consistently;
- make judgments and accounting estimates that are reasonable and prudent;
- state whether applicable UK Accounting Standards have been followed, subject to any material departures disclosed and explained in the financial statements; and
- prepare the financial statements on the going concern basis unless it is inappropriate to presume that the Company will continue in business; and
- prepare a director's report, a strategic report and director's remuneration report which comply with the requirements of the Companies Act 2006.

The Directors are responsible for keeping adequate accounting records that are sufficient to show and explain the Company's transactions, to disclose with reasonable accuracy at any time the financial position of the Company and to enable them to ensure that the financial statements comply with the Companies Act 2006. They are also responsible for safeguarding the assets of the Company and hence for taking reasonable steps for the prevention and detection of fraud and other irregularities.

In addition, each of the Directors considers that the Annual report, taken as a whole, is fair, balanced and understandable and provides the information necessary for Shareholders to assess the Company's performance, business model and strategy.

The Directors are responsible for the maintenance and integrity of the corporate and financial information included on the Company's website. Legislation in the United Kingdom governing the preparation and dissemination of the financial statements and other information included in annual reports may differ from legislation in other jurisdictions.

The maintenance and integrity of the Company's website is the responsibility of the Directors. The Directors' responsibility also extends to the ongoing integrity of the financial statements contained therein.

### Directors' statement pursuant to the Disclosure and Transparency Rules

Each of the Directors, whose names and functions are listed on page 3, confirms that, to the best of each person's knowledge:

- the financial statements, which have been prepared in accordance with United Kingdom Generally Accepted Accounting Practice, give a true and fair view of the assets, liabilities, financial position and profit or loss of the Company; and
- the management report, comprising the Chairman's Statement, the Strategic Report, the Investment Manager's Report, the Review of Investments and the Report of the Directors, includes a fair review of the development and performance of the business and the position of the Company, together with the principal risks and uncertainties that it faces.

### Electronic publication

The financial statements are published on [www.elderstreet.com](http://www.elderstreet.com) (maintained by the Investment Manager) and on [www.downing.co.uk](http://www.downing.co.uk) (maintained by the Administration Manager). Legislation in the United Kingdom governing the preparation and dissemination of the financial statements may differ from legislation in other jurisdictions.

### Corporate Governance

The Company's compliance with, and departures from, the Financial Reporting Council's UK Corporate Governance Code ([www.frc.org.uk](http://www.frc.org.uk)), is shown on page 28.

### Other matters

Information in respect of financial instruments, greenhouse emissions and future developments which were previously disclosed within the Report of the Directors have been disclosed within the Strategic Report on pages 15 to 18.



## REPORT OF THE DIRECTORS (continued)

### Statement as to disclosure of information to Auditor

The Directors in office at the date of this report have confirmed, as far as they are aware, that there is no relevant audit information of which the Auditor is unaware. Each of the Directors has confirmed that they have taken all the steps that they ought to have taken as Directors in order to make themselves aware of any relevant audit information and to establish that it has been communicated to the Auditor.

By order of the Board



### Grant Whitehouse

Secretary of Elderstreet VCT plc

Company number: 03424984

Registered office:

Ergon House

Horseferry Road

London SW1P 2AL

27 April 2017

## DIRECTORS' REMUNERATION REPORT

### Annual statement from the Chairman of the Remuneration Committee: David Brock

The committee, comprising Hugh Aldous, Barry Dean, Michael Jackson, Nicholas Lewis and myself, has reviewed the fee structure, which has been in place since the VCT commenced trading, and agreed that the remuneration levels should remain unchanged for the forthcoming year.

### Remuneration policy report

Below is the Company's remuneration policy which is effective for the three years commencing on 1 January 2015. Accordingly, the Board will be seeking Shareholder approval of the policy at the forthcoming AGM, for the three year period commencing 1 January 2018. Shareholders should note that the Remuneration Policy remains unchanged from previous years.

The Company's policy on Directors' remuneration is to seek to remunerate board members at a level appropriate for the time commitment required and degree of responsibility involved for a Venture Capital Trust of this size, where all investment decisions are made by the Board and where the non-executive Directors are more closely involved with the investee companies than other similar VCTs.

Non-executive Directors are not entitled to any performance related pay or incentive.

Directors' remuneration is calculated in accordance with the Company's Articles of Association as follows:

- The Directors shall be paid out of the funds of the Company by way of fees for their services an aggregate sum not exceeding £1,000,000 per annum. The Directors shall also receive by way of additional fees such further sums (if any) as the Company in general meeting may from time to time determine. Such fees and additional fees shall be divided among the Directors in such proportion and manner as they may determine and in default of determination equally.
- The Directors shall be entitled to be repaid all reasonable travelling, hotel and other expenses incurred by them respectively in or about the performance of their duties as Directors, including any expenses incurred in attending meetings of the Board or of Committees of the Board or general meetings and if in the opinion of the Directors it is desirable that any of their number should make any special journeys or perform any special services on behalf of the Company or its business, such Director or Directors may be paid reasonable additional remuneration and expenses as the Directors may from time to time determine.

A remuneration payment or payment for loss of office can only be made to a current or former director that is within the scope of the approved policy (subject to the Articles), unless approved by a separate shareholder resolution.

The Board receives feedback from Shareholders from time to time via direct correspondence, telephone calls and at the AGM. The Remuneration Committee will take account of any comments in respect of the remuneration policy when it undertakes its regular review of the Company's policy.

### Agreement for services

Each of the Directors has signed an agreement for services with the Company which specifies a notice period of three months. Each Director is required to devote such time to the affairs of the Company as the Board reasonably requires.

### Annual report on remuneration (audited)

The following disclosure is required to be audited under the requirements of section 497. The audit opinion thereon is contained within the Auditor's Report on pages 29 to 32.

Directors' remuneration for the year under review was as follows:

	Current annual fee	2016	2015
	£	£	£
David Brock	22,500	22,500	22,500
Hugh Aldous	17,500	17,500	17,500
Barry Dean	17,500	17,500	17,500
Michael Jackson	15,000	15,000	15,000
Nicholas Lewis	15,000	15,000	15,000
	<u>87,500</u>	<u>87,500</u>	<u>87,500</u>

No other emoluments, pension contributions or life assurance contributions were paid by the Company to, or on behalf of, any Director. The Company does not have any share options in place.

### Statement of voting at the AGM

Shareholders' views in respect of Directors' remuneration are communicated at the Company's AGM and are taken into account in formulating the Directors' remuneration policy. At the last AGM on 28 June 2016, the votes in respect of the resolution to approve the Directors' Remuneration Report were as follows: -

In favour	95.4%
Against	4.6%
Withheld	-

At the 2014 AGM, where the remuneration policy was last put to a Shareholder vote, 98.9% voted for the resolution and 1.1% against, showing significant Shareholder support.

## DIRECTORS' REMUNERATION REPORT (continued)

The committee consider these levels to be comparable to other similar VCTs and appropriate for the time commitment required and degree of responsibility involved in being a non-executive director of the Company.

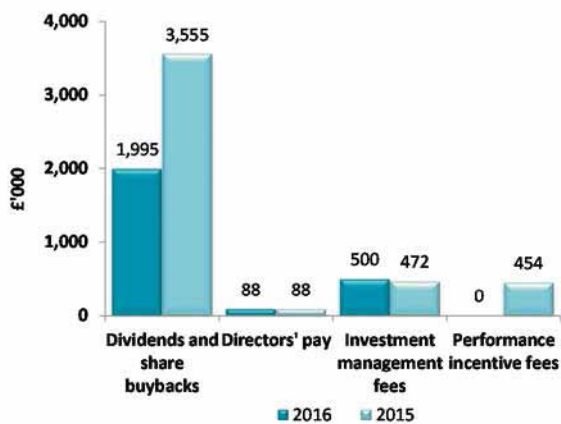
### Directors share interests

The beneficial interests of the Directors in the issued Ordinary Shares in the Company at each year end and the date of this report were as follows:

	2016	2015
David Brock	104,281	104,281
Hugh Aldous	20,710	20,710
Barry Dean	20,421	20,421
Michael Jackson	801,790	801,790
Nicholas Lewis	48,498	48,498

### Relative importance of spend on pay

The difference in actual spend between 31 December 2016 and 31 December 2015 on remuneration for all directors in comparison to distributions (dividends and share buybacks) and other significant spending are set out in the tabular graph below:



### Performance graph

The graph at the foot of the page charts the total cumulative Shareholder return of the Company (assuming all dividends are re-invested) ("NAV Total Return") and total return of the Company's Share Price ("Share Price Total Return") over the past eight years, compared to Numis Smaller Companies Index (Total Return, excluding investment companies), each of which has been rebased to 100 pence.

The Board believes that NAV Total Return provides Shareholders with a fairer reflection of the Company's long term value than the Company's share price, due to the long term nature of an investment in Venture Capital Trust shares. The Numis Smaller Companies Index is considered to be the most appropriate broad equity market against which Investors can measure the relative performance of the Company, as it focuses on smaller companies and is more relevant than most other publicly available indices.

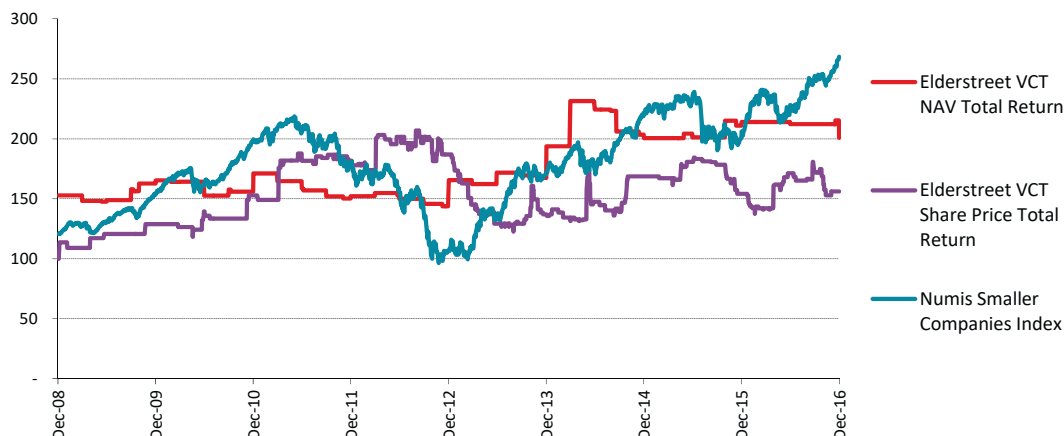
By order of the Board



**Grant Whitehouse**  
Secretary  
Ergon House  
Horseferry Road  
London SW1P 2AL

27 April 2017

Performance graph



## CORPORATE GOVERNANCE STATEMENT

The Directors support the relevant principles of the UK Corporate Governance Code maintained by the Financial Reporting Council being the principles of good governance and the code of best practice.

### The Board

The Company has a Board comprising of five non-executive Directors. The Chairman is David Brock and the Senior Independent Director is Hugh Aldous. Biographical details of all Board members (including the significant commitments of the Chairman) are shown on page 3.

In accordance with Company Policy all of the Directors are offering themselves for re-election at the next AGM.

Full Board meetings take place quarterly and the Board meets or communicates more regularly to address specific issues. The Board has a formal schedule of matters specifically reserved for its decision which includes, but is not limited to: considering recommendations from the Investment Manager; making decisions concerning the acquisition or disposal of investments outside of the scope of the discretionary management agreement; and reviewing, annually, the terms of engagement of all third party advisers (including the Investment Manager and Administration Manager).

The Board has also established procedures whereby Directors wishing to do so in the furtherance of their duties may take independent professional advice at the Company's expense.

All Directors have access to the advice and services of the Company Secretary. The Company Secretary provides the Board with full information on the Company's assets and liabilities and other relevant information requested by the Chairman, in advance of each Board meeting.

### Share capital

The Board has authority to make market purchases of the Company's own shares. This authority for up to 14.9% of the Company's issued share capital was granted at the last AGM. A resolution will be put to Shareholders to renew this authority at the forthcoming AGM.

The Board will seek authority at the forthcoming AGM to issue new shares up to an aggregate nominal amount of £2,000,000.

The capital structure of the Company is disclosed on page 19.

### Committees to the Board

As the Company has a small Board of non-executive Directors, all Directors sit on the Nomination Committee and Remuneration Committee. David Brock is the Chairman of both Committees. David Brock, Barry Dean and Hugh Aldous sit on the Audit Committee. Hugh Aldous is Chairman of the Audit Committee. Committee meetings are held in conjunction with the Board meetings. All Committees have defined terms of reference and duties, which are available from [www.downing.co.uk](http://www.downing.co.uk).

### Formal Board and Committee meetings

The following table sets out the Directors' attendance at the Board and Committee meetings held during the year.

	<b>Board meetings attended (4 held)</b>	<b>Audit Committee meetings attended (1 held)</b>
David Brock	4	1
Hugh Aldous	4	1
Barry Dean	4	1
Michael Jackson	4	N/A
Nicholas Lewis	2	N/A

The Nomination Committee did not meet during the year.

### Audit Committee

The Audit Committee is responsible for:

- monitoring the Company's financial reporting;
- reviewing internal controls and risk management systems; and
- matters regarding audit and external auditors.

### Financial Reporting

The Committee is responsible for reviewing, and agreeing the half-yearly and annual accounts (including those figures presented within) before they are presented to the Board for final approval.

In particular, the Committee reviews, challenges (where appropriate) and agrees the basis for the carrying value of the unquoted investments, as prepared by the Investment Manager, for presentation within the half-yearly and annual accounts.

The Committee also takes into careful consideration, comments on matters regarding valuation, revenue recognition and disclosures arising from the Report to the Audit Committee as part of the finalisation process for the Annual Accounts.

## CORPORATE GOVERNANCE STATEMENT (continued)

### Audit Committee (continued)

#### **Internal audit and control**

The Committee has considered the need for an internal audit function and has concluded that this would not be appropriate for a company of this size and structure. The Committee seeks to satisfy themselves that there is a proper system and allocation of the responsibilities for the day-to-day monitoring of financial controls by receiving representations and information either upon request or voluntarily from the Manager. This is covered more fully under Risk Management and Internal Control.

#### **Whistleblowing procedures**

As the Company has no staff, other than directors, there are no procedures in place in respect of C.3.5 of the UK Corporate Governance Code, relating to whistleblowing. The Audit Committee understands that the Investment Manager and Administration Manager have whistleblowing procedures in place.

#### **External auditor**

The Committee reviews and agrees the audit strategy paper, presented by the Auditor in advance of the audit, which sets out the key risk areas to be covered during the audit and confirms their status of independence. The Committee confirms that the two main areas of risk for the year under review are the carrying value of investments and revenue recognition. The committee's consideration of these risks is set out in the Financial Reporting section on the previous page.

The Committee, after taking into consideration comments from the Investment Manager, Elderstreet Investments Limited, and the Administration Manager, Downing LLP, regarding the effectiveness of the audit process; immediately before the conclusion of the annual audit, will recommend to the Board either re-appointment or removal of the auditors.

Under the Competition and Markets Authority regulations, there is a requirement that an audit tender process be carried out every ten years and mandatory rotation at least every twenty years. Due to the current auditor's tenure, the Company is required to undertake an audit tender for the year ended 31 December 2017.

Following the Company's year end, the audit tender process took place during April 2017. Four firms were invited to tender, including BDO. Each firm was considered to offer extensive experience of VCTs, together with accounting, tax and financial reporting and governance expertise. The result of the tender was that, on the recommendation of the Committee and taking discussions held with the engagement Partner at BDO into consideration, the Board has decided to re-appoint BDO. A resolution to re-appoint BDO as the Company's auditor will be proposed at the 2017 AGM.

#### **Non audit services**

BDO LLP also provides certain corporation tax compliance services and may perform ad-hoc work at the request of the Board. The Committee recognises the requirement for the Company's tax returns to be prepared annually, therefore does not require the annual appointment to be referred to the Committee. The Committee will approve the provision of the ad-hoc work and maximum expected fee before being undertaken, to ensure that auditor objectivity and independence are safeguarded. With the exception of the provision of tax compliance services the Auditor did not provide any other non-audit services during the year.

#### **Nomination Committee**

The Nomination Committee's primary function is to make recommendations to the Board on all new appointments and also to advise generally on issues relating to the Board composition and balance.

#### **Diversity policy**

When considering a new appointment to the Board, the Committee's responsibility is to ensure that Shareholders are safeguarded by appointing the most appropriate person for the position, (irrespective of gender) giving due regard to past and present experience in the sectors in which the Company invests. The Company therefore does not have a specific diversity policy in place.

#### **Remuneration Committee**

The Remuneration Committee meets, as required, to discuss the existing levels of remuneration for the non-executive Directors and whether they reflect the time commitment and responsibilities of the positions and are comparable with industry standards. Where deemed necessary, they will recommend adjustments to the remuneration levels.

#### **Anti-bribery policy**

The Company operates an anti-bribery policy to ensure that it meets its responsibilities arising from the Bribery Act 2010. This policy can be found on the website maintained by the Administration Manager at [www.downing.co.uk](http://www.downing.co.uk).

#### **Relations with Shareholders**

Shareholders have the opportunity to meet the Board at the AGM. The Board is also happy to respond to any written queries made by Shareholders during the course of the year, or to meet with Shareholders if so requested. As disclosed in the Report of the Directors, there were no Shareholders with a substantial interest in the Company at the year end or at the date of this report.

## CORPORATE GOVERNANCE STATEMENT (continued)

### Relations with Shareholders (continued)

In addition to the formal business of the AGM, representatives of the management team and the Board are available to answer any questions a Shareholder may have.

Separate resolutions are proposed at the AGM on each substantially separate issue. Downing LLP collates proxy votes and the results (together with the proxy forms) are forwarded to the Company Secretary immediately prior to the AGM.

In order to comply with the UK Corporate Governance Code, proxy votes are announced at the AGM, following each vote on a show of hands, except in the event of a poll being called, and are published immediately following the AGM. The notice of the next AGM and proxy form can be found at the end of these financial statements.

The conditions of appointment of non-executive Directors are available to Shareholders upon request.

### Financial reporting

The Directors' responsibilities statement for preparing the accounts is set out in the Report of the Directors on page 19, and a statement by the Auditor about their reporting responsibilities is set out in the Independent Auditor's Report on page 29.

### Risk management and internal control

The Board has adopted an Internal Control Manual ("Manual"), for which they are responsible, which has been compiled in order to comply with the UK Corporate Governance Code. The Manual is designed to provide reasonable, but not absolute, assurance against material misstatement or loss, which it achieves by detailing the perceived risks and controls to mitigate them. The Board reviews the perceived risks in line with relevant guidance on an annual basis and implements additional controls as appropriate.

The Board is responsible for ensuring that the procedures to be followed by the advisers and themselves are in place, and they review the effectiveness of the Manual, based on the report from the Audit Committee, on an annual basis to ensure that the controls remain relevant and were in operation throughout the year.

Although the Board is ultimately responsible for safeguarding the assets of the Company, the Board has delegated, through written agreements, the day-to-day operation of the Company (including the Financial Reporting Process) to the following advisers:

<i>Investment Management</i>	Elderstreet Investments Limited
<i>Administration Management</i>	Downing LLP
<i>Listed Fixed Income Securities Management</i>	Smith & Williamson Investment Management Limited

### Going concern

The Company's business activities, together with the factors likely to affect its future development, performance and position, are set out in the Chairman's Statement on page 4, the Investment Manager's Report on page 7 and the Strategic Report on page 15. The financial position of the Company, its cash flows, liquidity position and borrowing facilities are shown in the Balance Sheet on page 35; the Statement of Cash Flows on page 36 and the Strategic Report on page 15. In addition, note 15 to the financial statements includes the Company's objectives, policies and processes for managing its capital; its financial risk management objectives; details of its financial instruments; and its exposures to credit risk and liquidity risk.

The Company has sufficient financial resources at the year end and holds a diversified portfolio of investments. As a consequence, the Directors believe that the Company is well placed to manage its business risks successfully.

The Directors confirm that they are satisfied that the Company has adequate resources to continue in business for the foreseeable future. For this reason, they believe that the Company continues to be a going concern and that it is appropriate to apply the going concern basis in preparing the financial statements.

## CORPORATE GOVERNANCE STATEMENT (continued)

### Compliance statement

The Listing Rules require the Board to report on compliance with the fifty-five UK Corporate Governance Code provisions throughout the accounting period. The preamble to the Combined Code does, however, acknowledge that some provisions may have less relevance for investment companies. With the exception of the limited items outlined below, the Company has complied throughout the accounting year ended 31 December 2016 with the provisions set out in the UK Corporate Governance Code:

- a) New Directors do not receive a full, formal and tailored induction on joining the Board. Such matters are addressed on an individual basis as they arise. Also, the Company has no major Shareholders so Shareholders are not given the opportunity to meet any new non-executive Directors at a specific meeting other than the AGM. (B.4.1, B.4.2, E.1.1)
- b) Due to the size of the Board and the nature of the Company's business, a formal performance evaluation of the Board, its Committees, the individual Directors and the Chairman has not been undertaken. Specific performance issues are dealt with as they arise. Similarly, a senior independent director has not been appointed. (A.4.1, A.4.2, B.6.1, B.6.3, B.7.2)
- c) The Company does not have a majority of independent Directors as defined by the UK Corporate Governance Code as the majority of Directors have held office for more than nine years. The Board considers that all Directors have sufficient experience to be able to exercise proper judgement within the meaning of the UK Corporate Governance Code. (B.1.2) (Consequently, the composition of the Audit Committee does not comply with C.3.1.)
- d) The non-executive Directors do not have service contracts, whereas the recommendation is for fixed term renewable contracts. (B.2.3) The Directors do have agreements for services in place. In the Directors' opinion, this does not make a substantive difference to the circumstances of the Company.

By order of the Board



**Grant Whitehouse**  
Secretary  
Ergon House  
Horseferry Road  
London SW1P 2AL

27 April 2017

## INDEPENDENT AUDITOR'S REPORT TO THE MEMBERS OF ELDERSTREET VCT PLC

### Our opinion on the financial statements

In our opinion the Elderstreet VCT plc financial statements for the year ended 31 December 2016, which have been prepared by the directors in accordance with applicable law and United Kingdom Accounting Standards (United Kingdom Generally Accepted Accounting Practice):

- give a true and fair view of the state of the Company's affairs as at 31 December 2016 and of its profit or loss for the year then ended;
- have been properly prepared in accordance with United Kingdom Generally Accepted Accounting Practice; and
- have been prepared in accordance with the requirements of the Companies Act 2006.

This report is made solely to the Company's members, as a body, in accordance with Chapter 3 of Part 16 of the Companies Act 2006. Our audit work has been undertaken so that we might state to the Company's members those matters we are required to state to them in an auditor's report and for no other purpose. To the fullest extent permitted by law, we do not accept or assume responsibility to anyone other than the Company and the Company's members as a body, for our audit work, for this report, or for the opinions we have formed.

### What our opinion covers

Our audit opinion covers the Income Statement, Statement of Changes in Equity, Balance Sheet, Statement of Cash Flows and related notes.

### Respective responsibilities of directors and auditor

As explained more fully in the report of the directors, the directors are responsible for the preparation of the financial statements and for being satisfied that they give a true and fair view. Our responsibility is to audit and express an opinion on the financial statements in accordance with applicable law and International Standards on Auditing (UK and Ireland). Those standards require us to comply with the Financial Reporting Council's (FRC's) Ethical Standards for Auditors.

A description of the scope of an audit of financial statements is provided on the Financial Reporting Council's (FRC) website at [www.frc.org.uk/auditscopeukprivate](http://www.frc.org.uk/auditscopeukprivate).

### Our approach

Our audit approach was developed by obtaining an understanding of the Company's activities, the key functions undertaken on behalf of the Board by the Investment Manager and Administration Manager and, the overall control environment. Based on this understanding we assessed those aspects of the Company's transactions and balances which were most likely to give rise to a material misstatement. On the next page are those risks which we considered to have the greatest impact on our audit strategy and our audit response.



## INDEPENDENT AUDITOR'S REPORT TO THE MEMBERS OF ELDERSTREET VCT PLC (continued)

### Risk area

#### **Valuation of investments:**

Valuation of investments is a key accounting estimate where there is an inherent risk of management override arising from the investment valuations being prepared by the Investment Manager, who is remunerated based on the net asset value of the Company.

### Audit response

The valuations are prepared in accordance with the International Private Equity and Venture Capital Valuation Guidelines. The investments are held in a diverse range of entities and are valued using various valuation models as appropriate in each circumstance. For a sample of investments held, our audit procedures included:

- considering the appropriateness of the valuation methodology ensuring that it is in accordance with the International Private Equity and Venture Capital Valuation Guidelines;
- reviewing and challenging the assumptions inherent in the valuation models by comparison to appropriate benchmark data;
- carefully examining the Investment Manager's assessment of maintainable earnings with reference to the investee's historic performance and current prospects;
- assessing the appropriateness of discount rates and marketability discounts where applied in the model with reference to market data for comparable assets; and
- assessing the impact of estimation uncertainty concerning these assumptions and the completeness of associated disclosures in the financial statements.

Where such investments were held in loans, we also considered wider economic and commercial factors that, in our judgement, could impact on the recoverability and valuation of those loans.

Quoted investments and fixed income securities are valued using published bid prices and a sample of these were verified to market data. Consideration was given to the possible impact on realisable values arising from low trading volumes or any other restrictions on sale.

Where appropriate we developed our own point estimate using alternative assumptions that could reasonably be applied. We considered the overall impact of such sensitisations on the portfolio of investments in determining whether the valuations as a whole are reasonable and unbiased.

#### **Revenue recognition:**

Revenue consists of loan stock interest, dividends receivable from investee companies and interest earned on cash balances. Revenue recognition is considered to be a significant audit risk as it is the key driver of dividend returns to investors and there is judgement required in determining whether accrued income should be regarded as recoverable.

- We assessed the design and the implementation of the controls relating to revenue recognition and we developed expectations for interest income receivable based on loan instruments and investigated any variations in amounts recognised to ensure they were valid;
- We considered whether the accounting policy had been applied correctly by management in determining provisions against income where recovery is considered doubtful, considering management information relevant to the ability of the investee company to service the loan and the reasons for any arrears of loan interest;
- We also reviewed the recognition and classification of any accrued income, considering the appropriateness of the classification of income between revenue and capital in the Income Statement; and
- We also tested dividends receivable to cash received, as well as to supporting documentation and management accounts of the investee companies.

The Audit Committee's consideration of these key issues is set out on pages 25 to 26.

## INDEPENDENT AUDITOR'S REPORT TO THE MEMBERS OF ELDERSTREET VCT PLC (continued)

### Materiality in context

We apply the concept of materiality both in planning and performing our audit, and in evaluating the effect of misstatements. For planning, we consider materiality to be the magnitude by which misstatements, including omissions, could influence the economic decisions of reasonable users that are taken on the basis of the financial statements. In order to reduce to an appropriately low level the probability that any misstatements exceed materiality we use a lower materiality level, performance materiality, to determine the extent of testing needed. Importantly, misstatements below these levels will not necessarily be evaluated as immaterial as we also take account of the nature of identified misstatements, and the particular circumstances of their occurrence, when evaluating their effect on the Financial Statements. The application of these key considerations gives rise to three levels of materiality, the quantum and purpose of which are tabulated below:

Materiality measure	Purpose	Key considerations and benchmarks	Quantum (£)
Financial statement materiality	Assessing whether the financial statements as a whole present a true and fair view.	<ul style="list-style-type: none"> <li>• The value of net assets</li> <li>• The level of judgement inherent in the valuation</li> <li>• The range of reasonable alternative valuations</li> </ul>	330,000
Specific materiality – classes of transactions and balances which impact on net realised returns (10% value of gross expenditure excluding one off performance fees)	Assessing those classes of transactions, balances or disclosures for which misstatements of lesser amounts than materiality for the financial statements as a whole could reasonably be expected to influence the economic decisions of users taken on the basis of the financial statements.	<ul style="list-style-type: none"> <li>• Level of gross expenditure</li> </ul>	75,000

We agreed with the Audit Committee that we would report to the Committee all audit differences in excess of £9,000, as well as any differences below that threshold that, in our view, warranted reporting on qualitative grounds. We also reported to the Audit Committee on disclosure matters we identified when assessing the overall presentation of the financial statements.

### Opinion on other matters prescribed by the Companies Act 2006

In our opinion, based on the work undertaken on the course of the audit:

- the information given in the Strategic Report and the Directors' Report for the financial year for which the financial statements are prepared is consistent with the financial statements; and
- the Strategic Report and Directors' Report have been prepared in accordance with applicable legal requirements.

### Statement regarding the directors' assessment of principal risks, going concern and longer term viability of the Company

We have nothing material to add or to draw attention to in relation to:

- the directors' confirmation in the annual report that they have carried out a robust assessment of the principal risks facing the entity, including those that would threaten its business model, future performance, solvency or liquidity;
- the disclosures in the annual report that describe those risks and explain how they are being managed or mitigated;
- the directors' statement in the financial statements about whether they considered it appropriate to adopt the going concern basis of accounting in preparing them and their identification of any material uncertainties to the entity's ability to continue to do so over a period of at least twelve months from the date of approval of the financial statements; and

## INDEPENDENT AUDITOR'S REPORT TO THE MEMBERS OF ELDERSTREET VCT PLC (continued)

### Statement regarding the directors' assessment of principal risks, going concern and longer term viability of the Company (continued)

- the directors' explanation in the annual report as to how they have assessed the prospects of the entity, over what period they have done so and why they consider that period to be appropriate, and their statement as to whether they have a reasonable expectation that the entity will be able to continue in operation and meet its liabilities as they fall due over the period of their assessment, including any related disclosures drawing attention to any necessary qualifications or assumptions.

### Matters on which we are required to report by exception

In the light of the knowledge and understanding of the company and its environment obtained in the course of the audit, we have not identified material misstatements in the Strategic Report or the Directors' Report.

Under the ISAs (UK and Ireland), we are required to report to you if, in our opinion, information in the annual report is:

- materially inconsistent with the information in the audited financial statements; or
- apparently materially incorrect based on, or materially inconsistent with, our knowledge of the Company acquired in the course of performing our audit; or
- is otherwise misleading.

In particular, we are required to consider whether we have identified any inconsistencies between our knowledge acquired during the audit and the directors' statement that they consider the annual report is fair, balanced and understandable and whether the annual report appropriately discloses those matters that we communicated to the Audit Committee which we consider should have been disclosed.

Under the Companies Act 2006 we are required to report to you if, in our opinion:

- adequate accounting records have not been kept by the Company, or returns adequate for our audit have not been received from branches not visited by us; or
- the financial statements and the part of the Directors' Remuneration Report to be audited are not in agreement with the accounting records and returns; or
- certain disclosures of directors' remuneration specified by law are not made; or
- we have not received all the information and explanations we require for our audit.

Under the Listing Rules we are required to review:

- the Directors' statement, set out on page 27 in relation to going concern and set out on page 16 in relation to longer-term viability; and
- the part of the corporate governance statement relating to the Company's compliance with the provisions of the UK Corporate Governance Code specified for review by the auditor in accordance with Listing Rule 9.8.10 R(2).

We have nothing to report in respect of these matters.



**Stuart Collins** (senior statutory auditor)

For and on behalf of BDO LLP

Statutory auditor

London, UK

27 April 2017

BDO LLP is a limited liability partnership registered in England and Wales (with registered number OC305127).

## INCOME STATEMENT

for the year ended 31 December 2016

		2016			2015		
	Note	Revenue £'000	Capital £'000	Total £'000	Revenue £'000	Capital £'000	Total £'000
Income	2	603	-	603	688	-	688
(Losses)/gains on investments	9	-	(867)	(867)	-	3,906	3,906
		603	(867)	(264)	688	3,906	4,594
Investment management fees	3	(125)	(375)	(500)	(118)	(354)	(472)
Performance incentive fees	3	-	-	-	-	(454)	(454)
Other expenses	4	(256)	(13)	(269)	(308)	(6)	(314)
<b>Return/(loss) on ordinary activities before tax</b>		222	(1,255)	(1,033)	262	3,092	3,354
Tax on total comprehensive income and ordinary activities	6	-	-	-	-	-	-
<b>Return/(loss) attributable to equity shareholders, being total comprehensive income for the year</b>	8	222	(1,255)	(1,033)	262	3,092	3,354
<b>Basic and diluted return/(loss) per share</b>	8	0.6p	(3.6p)	(3.0p)	0.8p	9.0p	9.8p

All Revenue and Capital items in the above statement derive from continuing operations. No operations were acquired or discontinued during the year. The total column within the Income Statement represents the Statement of Total Comprehensive Income of the Company prepared in accordance with Financial Reporting Standards ("FRS102"). The supplementary revenue and capital return columns are prepared in accordance with the Statement of Recommended Practice issued in November 2014 by the Association of Investment Companies ("AIC SORP").

**STATEMENT OF CHANGES IN EQUITY**  
**for the year ended 31 December 2016**

	Share capital £'000	Capital Redemption reserve £'000	Share premium £'000	Merger reserve £'000	Special reserve £'000	Capital reserve - unrealised £'000	Capital reserve - realised £'000	Revenue reserve £'000	Total £'000
<b>For the year ended 31 December 2016</b>									
<b>At 1 January 2016</b>	1,733	474	3,743	1,828	2,629	4,433	9,132	486	24,458
Total comprehensive income	-	-	-	-	-	(1,312)	57	222	(1,033)
Transfer between reserves	-	-	-	-	(423)	40	383	-	-
<i>Transactions with owners</i>									
Issue of new shares	130	-	1,709	-	-	-	-	-	1,839
Share issue costs	-	-	-	-	(9)	-	-	-	(9)
Purchase of own shares	(11)	11	-	-	(139)	-	-	-	(139)
Dividends paid	-	-	-	-	-	-	(1,484)	(372)	(1,856)
<b>At 31 December 2016</b>	<b>1,852</b>	<b>485</b>	<b>5,452</b>	<b>1,828</b>	<b>2,058</b>	<b>3,161</b>	<b>8,088</b>	<b>336</b>	<b>23,260</b>
<b>For the year ended 31 December 2015</b>									
<b>At 1 January 2015</b>	1,678	465	2,908	1,882	2,991	4,908	8,713	224	23,769
Total comprehensive income	-	-	-	-	-	3,152	(60)	262	3,354
Realisation of revaluations from prior years	-	-	-	-	-	(3,627)	3,627	-	-
Transfer between reserves	-	-	-	(54)	(239)	-	293	-	-
<i>Transactions with owners</i>									
Issue of new shares	45	-	596	-	-	-	-	-	641
Issue of new shares under DRIS*	19	-	239	-	-	-	-	-	258
Share issue costs	-	-	-	-	(9)	-	-	-	(9)
Purchase of own shares	(9)	9	-	-	(114)	-	-	-	(114)
Dividends paid	-	-	-	-	-	-	(3,441)	-	(3,441)
<b>At 31 December 2015</b>	<b>1,733</b>	<b>474</b>	<b>3,743</b>	<b>1,828</b>	<b>2,629</b>	<b>4,433</b>	<b>9,132</b>	<b>486</b>	<b>24,458</b>

\*Dividend Reinvestment Scheme

The accompanying notes form an integral part of these financial statements.

**BALANCE SHEET**  
**at 31 December 2016**

	Note	£'000	2016 £'000	£'000	2015 £'000
<b>Fixed assets</b>					
Investments	9		20,769		20,189
<b>Current assets</b>					
Debtors	10	342		1,757	
Cash at bank and in hand		2,302		3,113	
		<u>2,644</u>		<u>4,870</u>	
<b>Creditors: amounts falling due within one year</b>	11	<u>(153)</u>		<u>(601)</u>	
<b>Net current assets</b>			<u>2,491</u>		<u>4,269</u>
<b>Net assets</b>			<u>23,260</u>		<u>24,458</u>
<b>Capital and reserves</b>					
Called up share capital	12		1,852		1,733
Capital redemption reserve			485		474
Share premium			5,452		3,743
Merger reserve	13		1,828		1,828
Special reserve	13		2,058		2,629
Capital reserve – unrealised	13		3,161		4,433
Capital reserve – realised	13		8,088		9,132
Revenue reserve	13		<u>336</u>		<u>486</u>
<b>Total equity shareholders' funds</b>	14		<u>23,260</u>		<u>24,458</u>
<b>Basic and diluted net asset value per share</b>	14		62.8p		70.6p

The financial statements on pages 33 to 50 were approved and authorised for issue by the Board of Directors on 27 April 2017 and were signed on its behalf by:



**David Brock**  
Chairman  
Company number: 03424984

The accompanying notes form an integral part of these financial statements.

**STATEMENT OF CASH FLOWS**  
**for the year ended 31 December 2016**

	<b>2016</b>	<b>2015</b>
	<b>£'000</b>	<b>£'000</b>
<b>Cash flow from operating activities</b>		
(Loss)/profit on ordinary activities before taxation	(1,033)	3,354
Losses/gains on investments	867	(3,906)
Decrease/(increase) in debtors	1,415	(20)
Decrease in creditors	(448)	(185)
<b>Net cash inflow/(outflow) from operating activities</b>	<u>801</u>	<u>(757)</u>
<b>Cash flow from investing activities</b>		
Purchase of investments	(1,892)	(2,677)
Proceeds from disposal of investments	445	7,509
<b>Net cash (outflow)/inflow from investing activities</b>	<u>(1,447)</u>	<u>4,832</u>
<b>Cash flow for financing activities</b>		
Equity dividends paid	(1,856)	(3,183)
Proceeds from share issue	1,830	773
Purchase of own shares	(139)	(114)
<b>Net cash outflow from financing activities</b>	<u>(165)</u>	<u>(2,524)</u>
<b>Net (decrease)/increase in cash</b>	(811)	1,551
Cash and cash equivalents at start of year	<u>3,113</u>	<u>1,562</u>
Cash and cash equivalents at end of year	<u><u>2,302</u></u>	<u><u>3,113</u></u>
<b>Cash and cash equivalents comprise</b>		
Cash at bank and in hand	<u>2,302</u>	<u>3,113</u>
<b>Total cash and cash equivalents</b>	<u><u>2,302</u></u>	<u><u>3,113</u></u>

The accompanying notes form an integral part of these financial statements.

## NOTES TO THE ACCOUNTS for the year ended 31 December 2016

### 1. Accounting policies

#### General information

Elderstreet VCT plc (“the Company”) is a venture capital trust established under the legislation introduced in the Finance Act 1995 and is domiciled in the United Kingdom and incorporated in England and Wales. The Company is a premium listed entity on the London Stock Exchange.

#### Basis of accounting

The Company has prepared its financial statements in accordance with the Financial Reporting Standard 102 (“FRS102”) and in accordance with the Statement of Recommended Practice “Financial Statements of Investment Trust Companies and Venture Capital Trusts” issued November 2014 (“SORP”). The Company implements new Financial Reporting Standards issued by the Financial Reporting Council when required. There were no new Standards issued during the year.

#### Presentation of Income Statement

In order to better reflect the activities of a venture capital trust, and in accordance with the SORP, supplementary information which analyses the Income Statement between items of a revenue and capital nature has been presented alongside the Income Statement. The net revenue is the measure the Directors believe appropriate in assessing the Company's compliance with certain requirements set out in Part 6 of the Income Tax Act 2007.

#### Judgement in applying accounting policies and key sources of estimation uncertainty

##### Investments

Investments are designated as “fair value through profit or loss” assets, upon acquisition, due to investments being managed and performance evaluated on a fair value basis. A financial asset is designated within this category if it is both acquired and managed, with a view to selling after a period of time, in accordance with the Company's documented investment policy.

Of the Company's assets measured at fair value, it is possible to determine their fair values within a reasonable range of estimates. The fair value of an investment upon acquisition is deemed to be cost. Thereafter, investments are measured at fair value in accordance with the International Private Equity and Venture Capital Valuation Guidelines (“IPEV”) together with FRS102 sections 11 and 12.

Listed fixed income investments and investments quoted on AIM and the Main Market are measured using bid prices in accordance with the IPEV.

For unquoted instruments, fair value is established using the IPEV. The valuation methodologies for unquoted entities used by the IPEV to ascertain the fair value of an investment are as follows:

- Price of recent investment;
- Multiples;
- Net assets;
- Discounted cash flows or earnings (of underlying business);
- Discounted cash flows (from the investment); and
- Industry valuation benchmarks.

The methodology applied takes account of the nature, facts and circumstances of the individual investment and uses reasonable data, market inputs, assumptions and estimates in order to ascertain fair value.

Where an investee company has gone into receivership, liquidation, or administration (where there is little likelihood of recovery), the loss on the investment, although not physically disposed of, is treated as being realised. Permanent impairments in the value of investments are deemed to be realised losses and held within the Capital Reserve – Realised.

Gains and losses arising from changes in fair value are included in the Income Statement for the year as a capital item and transaction costs on acquisition or disposal of the investment expensed.

It is not the Company's policy to exercise significant influence over investee companies. Therefore the results of these companies are not incorporated into the Income Statement except to the extent of any income accrued. This is in accordance with the SORP and FRS102 sections 14 and 15 that do not require portfolio investments to be accounted for using the equity method of accounting.



## NOTES TO THE ACCOUNTS (continued) for the year ended 31 December 2016

### 1. Accounting policies (continued)

#### Income

Dividend income from investments is recognised when the Shareholders' rights to receive payment have been established, normally the ex-dividend date.

Interest income is accrued on a timely basis, by reference to the principal outstanding and at the effective interest rate applicable and only where there is reasonable certainty of collection.

#### Expenses

All expenses are accounted for on an accruals basis. In respect of the analysis between revenue and capital items presented within the Income Statement, all expenses have been presented as revenue items except as follows:

- Expenses which are incidental to the acquisition of an investment are deducted as a capital item.
- Expenses which are incidental to the disposal of an investment are deducted from the disposal proceeds of the investment.
- Expenses are split and presented partly as capital items where a connection with the maintenance or enhancement of the value of the investments held can be demonstrated. The Company has adopted the policy of allocating investment manager's fees, 75% to capital and 25% to revenue as permitted by the SORP. The allocation is in line with the Board's expectation of long term returns from the Company's investments in the form of capital gains and income respectively.
- Performance incentive fees arising are treated as a capital item.

#### Taxation

The tax effects on different items in the Income Statement are allocated between capital and revenue on the same basis as the particular item to which they relate using the Company's effective rate of tax for the accounting period.

Due to the Company's status as a Venture Capital Trust and the continued intention to meet the conditions required to comply with Part 6 of the Income Tax Act 2007, no provision for taxation is required in respect of any realised or unrealised appreciation of the Company's investments which arise.

Deferred taxation is not discounted and is provided in full on timing differences that result in an obligation at the balance sheet date to pay more tax, or a right to pay less tax, at a future date, at rates expected to apply when they crystallise based on current tax rates and law. Timing differences arise from the inclusion of items of income and expenditure in taxation computations in periods different from those in which they are included in the accounts.

#### Other debtors and other creditors

Other debtors (including accrued income) and other creditors are included within the accounts at amortised cost.

#### Issue costs

Issue costs in relation to the shares issued are deducted from the special reserve account.

**NOTES TO THE ACCOUNTS (continued)**  
**for the year ended 31 December 2016**

**2. Income**

	<b>2016</b>	<b>2015</b>
	<b>£'000</b>	<b>£'000</b>
<b>Income from investments</b>		
Loan note interest	156	278
Dividend income	419	376
Interest on fixed income securities	17	17
	<u>592</u>	<u>671</u>
<b>Other income</b>		
Deposit interest	11	17
	<u>603</u>	<u>688</u>

**3. Investment management fees**

	<b>2016</b>	<b>2015</b>
	<b>£'000</b>	<b>£'000</b>
Investment management fees	500	472
Performance incentive fees	-	454
	<u>500</u>	<u>926</u>

Performance incentive fees are payable to the Investment Manager when the Company has paid and/or proposed dividends totalling at least 3.5p per share in respect of any one financial year and when the NAV, before the dividends, is above 70.6p per share. If the test is met, the fee is calculated at a rate of 20% of the dividend per share in excess of 3.5p and is based on the shares in issue at the year end. The performance incentive fee will also have a catch-up if the dividend element of the test is not met. The test has not been met for the year under review and as such there is no charge payable in respect of the performance incentive fees (2015: £454,000).

**4. Other expenses**

	<b>2016</b>	<b>2015</b>
	<b>£'000</b>	<b>£'000</b>
Administration services	50	50
Directors' remuneration	88	87
Social security costs	6	7
Auditor's remuneration for statutory audit	25	27
Auditor's remuneration for non-audit services (corporation tax services)	3	3
Trail commission	16	21
Provision for doubtful income	13	20
Other running costs	68	99
	<u>269</u>	<u>314</u>

The annual running costs of the Company are also subject to a cap at 3.5% of the Company's net assets. The Manager's fees are, therefore, restricted accordingly if the cap is breached.

**5. Directors' remuneration**

Details of remuneration of the Directors (excluding employers' NI) can be found in the Directors' Remuneration Report on pages 23 to 24.

The Company had no employees other than the Directors during the year and accordingly the Directors are considered to be the Key Management Personnel of the Company. No other emoluments or pension contributions were paid by the Company to, or on behalf of, any Directors.

**NOTES TO THE ACCOUNTS (continued)**  
**for the year ended 31 December 2016**

**6. Taxation on ordinary activities**

	<b>2016</b>	<b>2015</b>
	<b>£'000</b>	<b>£'000</b>
<b>(a) Tax charge for the year</b>		
<b>Current year</b>		
UK corporation tax at 20.0% (2015: 20.0%)	-	-
Charged to capital expenses	-	-
	<u>-</u>	<u>-</u>
<b>(b) Factors affecting tax charge for the year</b>		
(Loss)/profit on ordinary activities before tax	<u>(1,033)</u>	<u>3,354</u>
Tax charge calculated on (loss)/return on ordinary activities before tax at the applicable rate of 20% (2015: 20.0%)	(207)	671
Losses/(gains) on investments	174	(781)
UK dividend income	(84)	(75)
Expenses disallowed for taxation purposes	3	1
Excess management fees carried forward	<u>114</u>	<u>184</u>
<b>Tax charge</b>	<u>-</u>	<u>-</u>
<b>(c) Excess management fees, which are available to be carried forward and set off against future taxable income, amounted to £4.6 million (2015: £4.0 million). The associated deferred tax asset at a rate of 17%, of £773,000 (2015: £716,000 at 18%), has not been recognised due to the fact that it is unlikely that the excess management fees will be set off against taxable profits in the foreseeable future.</b>		

Due to the Company's status as a Venture Capital Trust and the intention to continue meeting the conditions required to obtain approval in the foreseeable future, the Company has not provided deferred tax on any capital gains and losses arising on the revaluation or disposal of investments.

**7. Dividends**

		<b>2016</b>			<b>2015</b>		
		<b>Revenue</b>	<b>Capital</b>	<b>Total</b>	<b>Revenue</b>	<b>Capital</b>	<b>Total</b>
		<b>£'000</b>	<b>£'000</b>	<b>£'000</b>	<b>£'000</b>	<b>£'000</b>	<b>£'000</b>
<b>Dividends paid in year</b>							
2016 Interim	2.5p	-	926	926	-	-	-
2015 Final	2.5p	372	558	930	-	-	-
2015 Interim	2.5p	-	-	-	-	866	866
2015 Special	5.0p	-	-	-	-	1,714	1,714
2014 2 <sup>nd</sup> Interim	2.5p	-	-	-	-	861	861
		<u>372</u>	<u>1,484</u>	<u>1,856</u>	<u>-</u>	<u>3,441</u>	<u>3,441</u>
<b>Forthcoming dividends</b>							
2016 Final	1.5p	370	185	555	-	-	-
2015 Final	2.5p	-	-	-	372	558	930
		<u>370</u>	<u>185</u>	<u>555</u>	<u>372</u>	<u>558</u>	<u>930</u>

**NOTES TO THE ACCOUNTS (continued)**  
**for the year ended 31 December 2016**

**8. Basic and diluted return per share**

	2016	2015
<b>Return per share based on:</b>		
Net revenue return for the financial year (£'000)	222	262
Net capital (losses)/gains for the financial year (£'000)	(1,255)	3,092
Total return for the financial year (£'000)	<u>(1,033)</u>	<u>3,354</u>
Weighted average number of shares in issue	<u>35,214,342</u>	<u>34,356,056</u>

As the Company has not issued any convertible securities or share options, there is no dilutive effect on return per share. The return per share disclosed, therefore, represents both basic and diluted return per share.

**9. Investments**

	Fixed income securities £'000	Quoted investments £'000	Unquoted investments £'000	Total £'000
<b>Opening cost at 1 January 2016</b>	1,516	6,234	11,727	19,477
Unrealised gains/(losses) at 1 January 2016	26	(802)	1,488	712
<b>Opening fair value at 1 January 2016</b>	<u>1,542</u>	<u>5,432</u>	<u>13,215</u>	<u>20,189</u>
<b>Movement in year</b>				
Purchased at cost	-	-	1,892	1,892
Disposal proceeds	-	-	(445)	(445)
Realised gains in the income statement	-	-	445	445
Unrealised gains /(losses) in the income statement	9	289	(1,610)	(1,312)
<b>Closing fair value at 31 December 2016</b>	<u>1,551</u>	<u>5,721</u>	<u>13,497</u>	<u>20,769</u>
<b>Retained investments at 31 December 2016</b>				
Closing cost at 31 December 2016	1,516	6,234	13,619	21,369
Unrealised gains/(losses)	35	(513)	(122)	(600)
<b>Closing fair value</b>	<u>1,551</u>	<u>5,721</u>	<u>13,497</u>	<u>20,769</u>

Costs of acquisition of investments acquired during the year were nil (2015: nil) and transaction costs incurred in respect of investments disposals during the year were nil (2015: £2,000). A schedule disclosing the additions and disposals during the year is shown on page 9.

**NOTES TO THE ACCOUNTS (continued)**  
**for the year ended 31 December 2016**

**9. Investments (continued)**

The Company has categorised its financial instruments using the fair value hierarchy as follows:

- Level a Reflects financial instruments quoted in an active market (fixed interest investments, and investments in shares quoted on either the Main or AIM Markets);
- Level b Reflects financial instruments that have prices that are observable either directly or indirectly; and
- Level c
- i) Reflects financial instruments that use valuation techniques that are based on observable market data.
  - ii) Reflects financial instruments that use valuation techniques that are not based on observable market data (unquoted equity investments and loan note investments).

	Level a	Level b	Level c(ii)	2016	Level a	Level b	Level c(ii)	2015
	£'000	£'000	£'000	£'000	£'000	£'000	£'000	£'000
Fixed interest securities	1,551	-	-	1,551	1,542	-	-	1,542
Shares quoted on the Main market	-	-	-	-	-	-	-	-
AIM quoted shares	4,516	-	204	4,720	4,199	-	233	4,432
Loan notes	-	-	4,839	4,839	-	-	4,820	4,820
Unquoted shares	-	-	9,659	9,659	-	-	9,395	9,395
	<u>6,067</u>	<u>-</u>	<u>14,702</u>	<u>20,769</u>	<u>5,741</u>	<u>-</u>	<u>14,448</u>	<u>20,189</u>

Reconciliation of fair value for Level c(ii) financial instruments held at the year end:

	AIM quoted shares £'000	Unquoted shares £'000	Loan notes £'000	Total £'000
Balance at 31 December 2015	233	9,395	4,820	14,448
<i>Movements in the income statement:</i>				
Unrealised (losses)/gains in the income statement	(29)	(1,679)	70	(1,638)
Realised gains in the income statement	-	445	-	445
	<u>(29)</u>	<u>(1,234)</u>	<u>70</u>	<u>(1,193)</u>
Purchased at cost	-	1,342	550	1,892
Disposal proceeds	-	(445)	-	(445)
Conversion	-	601	(601)	-
	<u>-</u>	<u>601</u>	<u>(601)</u>	<u>-</u>
Balance at 31 December 2016	<u>204</u>	<u>9,659</u>	<u>4,839</u>	<u>14,702</u>

Level c(ii) unquoted shares and loan notes are valued in accordance with the IPEV as follows: -

	2016 £'000
<b>Valuation methodology</b>	
Recent investment price	6,471
Earnings multiple	8,027
	<u>14,498</u>

Changing one or more of the inputs to reasonable possible alternative valuation assumptions could result in a significant change in the fair value of the Level c(ii) investments. There is an element of judgement in the choice of assumptions for unquoted investments and it is possible that, if different assumptions were used, different valuations could have been attributed to some of the Company's investments.

The Board and the Investment Manager believe that the valuations as at 31 December 2016 reflect the most appropriate assumptions at that date, giving due regard to all information available from each investee company. Valuations are subject to fluctuations in market conditions and the sensitivity of the Company to such changes is shown within note 15.

**NOTES TO THE ACCOUNTS (continued)**  
**for the year ended 31 December 2016**

**10. Debtors**

	<b>2016</b>	<b>2015</b>
	<b>£'000</b>	<b>£'000</b>
Deferred consideration	194	1,680
Other debtors	5	-
Prepayments and accrued income	143	77
	<u>342</u>	<u>1,757</u>

**11. Creditors:** amounts falling due within one year

	<b>2016</b>	<b>2015</b>
	<b>£'000</b>	<b>£'000</b>
Other creditors	94	94
Other taxes and social security	11	9
Accruals and deferred income	48	498
	<u>153</u>	<u>601</u>

**12. Share capital**

	<b>2016</b>	<b>2015</b>
	<b>£'000</b>	<b>£'000</b>
<b>Issued, allotted, called up and fully paid:</b>		
37,034,366 (2015: 34,660,694) Ordinary Shares of 5p each	<u>1,852</u>	<u>1,733</u>

In April 2016 the Company allotted 2,591,172 Ordinary Shares of 5p each ("Ordinary Shares") under a Top-up Offer for Subscription that launched in December 2015, at an average price of 70.96p per share. Gross proceeds received thereon were £1.8 million with issue costs in respect of the offer amounting to £9,000.

During the period, the Company purchased 217,500 shares for cancellation for an aggregate consideration of £139,000 at an average price of 63.6p per share (approximately equal to a 9.9% discount to the most recently published NAV at the time of purchase) and representing 0.6% of the issued share capital in issue at 1 January 2016.

*Management of capital*

The Company defines capital as Shareholders funds and is managed in accordance with its investment policy, as shown in the Strategic Report on page 15, in pursuit of its principal investment objectives as stated on page 3. The Company has the authority to buy back shares as described in the Corporate Governance Statement on page 25. The Company does not have any externally imposed capital requirements.

The Company's objectives when managing capital are to safeguard the Company's ability to continue as a going concern, so that it can continue to provide an adequate return to Shareholders by allocating its capital to assets commensurately with the level of risk.

By its nature, at least 70% of the Company's capital, (as measured under the tax legislation) is, must be, and remain invested in the relatively high risk asset class of small UK companies within three years of that capital being subscribed. The Company accordingly has limited scope to manage its capital structure in the light of changes in economic conditions and the risk characteristics of the underlying assets. Subject to this overall constraint upon changing the capital structure, the Company may adjust the amount of dividends paid to Shareholders, return capital to Shareholders, issue new shares, or sell assets if so required to maintain a level of liquidity to remain a going concern.

Although, as the Investment Policy implies, the Board would consider levels of gearing, there are no current plans to do so. It regards the net assets of the Company as the Company's capital, as the levels of liabilities are small and the management of them is not directly related to managing the return to Shareholders. There has been no change in this approach from the previous year.

**NOTES TO THE ACCOUNTS (continued)**  
**for the year ended 31 December 2016**

**12. Share capital (continued)**

*New fundraising*

The Company launched a new offer for subscription in December 2016 seeking to raise up to a maximum of £20 million. In April 2017, 21,677,465 new shares were issued at an average price of 64.99p per share in respect of applications under the offer for subscription. This allotment has increased the issued share capital by 58.5% to 58,711,831 shares.

**13. Reserves**

Distributable reserves are calculated as follows:

	<b>2016</b>	<b>2015</b>
	<b>£'000</b>	<b>£'000</b>
Special reserve	2,058	2,629
Capital reserve – realised	8,088	9,132
Revenue reserve	336	486
Merger reserve – distributable element	423	423
Capital Reserve – unrealised: excluding unrealised unquoted gains	(657)	414
	<u>10,248</u>	<u>13,084</u>

*Capital redemption reserve*

This reserve accounts for amounts by which the issued share capital is diminished through the repurchase and cancellation of the Company's own shares.

*Share premium account*

This reserve accounts for the difference between the price paid for shares and the nominal value of the shares, less transfers to the other distributable reserves.

*Merger reserve*

This reserve accounts for the premium arising on the issue of the shares to acquire Elderstreet Millennium VCT plc in 2007.

*Special reserve*

The Special reserve is available to the Company to enable the purchase of its own shares in the market without affecting its ability to pay capital distributions, and also allows the Company to write back realised capital losses arising on disposals and impairments. Share issue costs are also charged to the special reserve.

*Capital reserve – unrealised*

Increases and decreases in the valuation of investments held at the year end against cost are included in this reserve.

*Capital reserve - realised*

The following are disclosed in this reserve:

- gains and losses compared to cost on the realisation of investments;
- expenses, together with the related taxation effect, charged in accordance with the accounting policies; and
- dividends paid to equity holders.

*Revenue reserve*

This reserve accounts for movements from the revenue column of the Income statement, the payment of dividends and other non-capital realised movements.

**NOTES TO THE ACCOUNTS (continued)**  
**for the year ended 31 December 2016**

**14. Basic and diluted net asset value per share**

	Shares in issue		2016 Net asset value		2015 Net asset value	
	2016	2015	Pence per share	£'000	Pence per share	£'000
Ordinary Shares	37,034,366	34,660,694	62.8	23,260	70.6	24,458

As the Company has not issued any convertible securities or share options, there is no dilutive effect on net asset value per share. The net asset value per share disclosed therefore represents both basic and diluted net asset value per share.

**15. Financial instruments and derivatives**

The Company's financial instruments comprise investments held at fair value through profit and loss, being equity and loan stock investments in quoted companies and unquoted companies; loans and receivables, being cash deposits and short term debtors; and financial liabilities, being creditors arising from its operations. The main purpose of these financial instruments is to generate cash flow, revenue and capital appreciation for the Company's operations. The Company has no gearing or other financial liabilities apart from short-term creditors and does not use any derivatives.

The fair value of investments is determined using the detailed accounting policy as shown in note 1. The composition of the investments is set out in note 9. The fair value of cash deposits and short-term debtors and creditors equates to their carrying value in the balance sheet.

The Company's investment activities expose the Company to a number of risks associated with financial instruments and the sectors in which the Company invests. The principal financial risks arising from the Company's operations are:

- Market risks;
- Credit risk; and
- Liquidity risk.

The Board regularly reviews these risks and the policies in place for managing them. There have been no significant changes to the nature of the risks that the Company is exposed to over the year and there have also been no significant changes to the policies for managing those risks during the year.

The risk management policies used by the Company in respect of the principal financial risks and a review of the financial instruments held at the year end are provided on the next page.



**NOTES TO THE ACCOUNTS (continued)**  
**for the year ended 31 December 2016**

**15. Financial instruments and derivatives (continued)**

**Market risks**

As a VCT, the Company is exposed to investment risks in the form of potential losses that may arise on the investments it holds in accordance with its investment policy. The management of these investment risks is a fundamental part of investment activities undertaken by the Investment Manager and overseen by the Board. The Manager monitors investments through regular contact with management of investee companies, regular review of management accounts and other financial information and attendance at investee company board meetings. This enables the Manager to manage the investment risk in respect of individual investments. Investment risk is also mitigated by holding a diversified portfolio spread across various business sectors and asset classes.

The key investment risks to which the Company is exposed are:

- Investment price risk; and
- Interest rate risk.

The Company has undertaken sensitivity analysis on its financial instruments, split into the relevant component parts, taking into consideration the economic climate at the time of review in order to ascertain the appropriate risk allocation.

**Investment price risk**

Investment price risk arises from uncertainty about the future prices and valuations of financial instruments held in accordance with the Company's investment objectives. It represents the potential loss that the Company might suffer through investment price movements in respect of quoted investments and also changes in the fair value of unquoted investments that it holds.

*Quoted investments*

The Company's sensitivity to fluctuations in the share prices of its quoted equity investments (FTSE and AIM quoted but excluding fixed interest investments) is summarised below. A 50% movement in the share price in each of the quoted investments held by the Company which is considered to be a reasonable maximum movement in a year would have an effect as follows:

Sensitivity	2016 50% movement			2015 50% movement		
	Risk exposure £'000	Impact on net assets £'000	Impact on NAV per share pence	Risk exposure £'000	Impact on net assets £'000	Impact on NAV per share pence
Quoted stocks	4,720	2,360	6.4	4,432	2,216	6.4

*Unquoted investments*

As many of the Company's unquoted investments are valued using earnings multiples of comparable companies or sectors, a change in the relevant market sectors could impact on the valuation of the equity and preference shares held in the unquoted portfolio. Due to the nature of the security held, the relatively low residual term and no significant changes in risk premium, the loan notes in the investee companies would not be immediately impacted, nor would those investments held at price of recent investment. Accordingly, the impact of the 10% movement in valuation on the unquoted shares' portfolio valued using the earnings multiples method would have the following effect on the Company:

Sensitivity	2016 10% movement			2015 10% movement		
	Risk exposure £'000	Impact on net assets £'000	Impact on NAV per share pence	Risk exposure £'000	Impact on net assets £'000	Impact on NAV per share pence
Unquoted shares	7,568	757	2.0	9,395	940	2.7

**NOTES TO THE ACCOUNTS (continued)**  
**for the year ended 31 December 2016**

**15. Financial instruments and derivatives (continued)**

**Investment price risk (continued)**

*Fixed interest investments*

The Company also has exposure to variations in the price of its non-qualifying investments. As the investments are government gilts, such securities are typically subject to lower price fluctuations. A 2.5% movement in the valuation of these assets held by the Company would have the following impact:

Sensitivity	2016 2.5% movement			2015 2.5% movement		
	Risk exposure £'000	Impact on net assets £'000	Impact on NAV per share pence	Risk exposure £'000	Impact on net assets £'000	Impact on NAV per share pence
Gilts	1,551	39	0.1	1,542	39	0.1

In each case, the impact of such changes on the return for the year would be the same as that on net assets and NAV per share.

**Interest rate risk**

The Company accepts exposure to interest rate risk on floating-rate financial assets through the effect of changes in prevailing interest rates. The Company receives interest on its cash deposits at a rate agreed with its bankers and on liquidity funds at rates based on the underlying investments. Investments in loan notes and fixed interest investments attract interest predominately at fixed rates. A summary of the interest rate profile of the Company's investments is shown below.

*Interest rate risk profile of financial assets and financial liabilities*

There are three levels of interest which are attributable to the financial instruments as follows:

- "Fixed rate" assets represent investments with predetermined yield targets and comprise fixed interest and loan note investments.
- "Floating rate" assets predominantly bear interest at rates linked to Bank of England base rate and comprise cash at bank and Cash Trust investments.
- "No interest rate" assets do not attract interest and comprise equity investments, loans and receivables (excluding cash at bank) and other financial liabilities.

	Weighted average interest rate	Weighted average period until maturity	2016 £'000	2015 £'000
Fixed rate	5.0%	831 days	6,380	6,352
Floating rate	0.3%		2,312	3,123
No interest rate		1 day*	14,568	14,983
			<u>23,260</u>	<u>24,458</u>

\* In respect of non interest bearing stock only

The Company monitors the level of income received from fixed, floating and non-interest rate assets and, if appropriate, may make adjustments to the allocation between the categories, in particular, should this be required to ensure compliance with the VCT regulations.

The Bank of England base rate decreased from 0.5% per annum to 0.25% per annum on 4 August 2016. Any potential change in the base rate, at the current level, would have an immaterial impact on the net assets and total return of the Company.

**NOTES TO THE ACCOUNTS (continued)**  
**for the year ended 31 December 2016**

**15. Financial instruments and derivatives (continued)**

**Credit risk**

Credit risk is the risk that a counterparty to a financial instrument is unable to discharge a commitment to the Company made under that instrument. The Company is exposed to credit risk through its holdings of loan notes in investee companies, investments in fixed income securities, cash deposits and debtors.

The Company's financial assets that are exposed to credit risk are summarised as follows:

	<b>2016</b>	<b>2015</b>
	<b>£'000</b>	<b>£'000</b>
<i>Fair value through profit or loss assets</i>		
Investments in fixed interest securities	1,551	1,542
Investments in loan notes	4,839	4,820
<i>Loans and receivables</i>		
Cash and cash equivalents	2,302	3,113
Deferred consideration	194	1,680
Interest and other receivables	6	73
	<u>8,892</u>	<u>11,228</u>

The Manager manages credit risk in respect of loan notes with a similar approach as described under market risks above. In addition, the credit risk is partially mitigated by registering floating charges over the assets of certain investee companies. The strength of this security in each case is dependent on the nature of the investee company's business and its identifiable assets. The level of security is a key means of managing credit risk. Similarly, the management of credit risk associated interest, dividends and other receivables is covered within the investment management procedures.

Cash is mainly held at Royal Bank of Scotland plc, with a balance also maintained at Bank of Scotland plc, both of which are A-rated financial institutions and ultimately part-owned by the UK Government. Consequently, the Directors consider that the risk profile associated with cash deposits is low.

There have been no changes in fair value during the year that can be directly attributable to changes in credit risk.

As at 31 December 2016 of the investments in loan notes below, £1,628,000 relates to the principal of loan notes where, although the principal remains within term, the investee company is not fully servicing the interest obligations under the loan note and is in arrears. Notwithstanding the arrears of interest, the Directors do not consider that the loan note itself has been impaired or the maturity of the principal has altered.

As at 31 December 2016 of the loan stock classified as "past due" below, £150,000 (2015: nil) relates to the principal of loan notes where the principal has passed its maturity date. As at the balance sheet date, the extent to which the principal is past its maturity date giving rise to the classification of the loan notes as past due is less than a year past due. Notwithstanding that the principal has passed its maturity date, the Directors do not consider that the loan note itself has been impaired.

**NOTES TO THE ACCOUNTS (continued)**  
**for the year ended 31 December 2016**

**15. Financial instruments and derivatives (continued)**

**Liquidity risk**

Liquidity risk is the risk that the Company encounters difficulties in meeting obligations associated with its financial liabilities. Liquidity risk may also arise from either the inability to sell financial instruments when required at their fair values or from the inability to generate cash inflows as required. The Company normally has a relatively low level of creditors (2016: £153,000, 2015: £601,000) and has no borrowings. The Company always holds sufficient levels of funds as cash and readily realisable investments in order to meet expenses and other cash outflows as they arise. For these reasons, the Board believes that the Company's exposure to liquidity risk is minimal.

The Company's liquidity risk is managed by the Investment Manager in line with guidance agreed with the Board and is reviewed by the Board at regular intervals.

The carrying value of loan note investments held at fair value through the profit and loss account at 31 December 2016, as analysed by expected maturity date, is as follows:

<b>As at 31 December 2016</b>	<b>Not later than 1 year £'000</b>	<b>Between 1 and 2 years £'000</b>	<b>Between 2 and 3 years £'000</b>	<b>Between 3 and 5 years £'000</b>	<b>Passed maturity date £'000</b>	<b>Total £'000</b>
Fully performing loan notes	500	459	396	1,706	-	3,061
Past due loan stock	762	-	866	-	150	1,778
	<b>1,262</b>	<b>459</b>	<b>1,262</b>	<b>1,706</b>	<b>150</b>	<b>4,839</b>

<b>As at 31 December 2015</b>	<b>Not later than 1 year £'000</b>	<b>Between 1 and 2 years £'000</b>	<b>Between 2 and 3 years £'000</b>	<b>Between 3 and 5 years £'000</b>	<b>Passed maturity date £'000</b>	<b>Total £'000</b>
Fully performing loan notes	650	1,334	459	910	-	3,353
Past due loan stock	-	601	-	866	-	1,467
	<b>650</b>	<b>1,935</b>	<b>459</b>	<b>1,776</b>	<b>-</b>	<b>4,820</b>

**Financial liabilities**

The Company has no financial liabilities or guarantees, other than the creditors disclosed within the balance sheet (2015: none).

**Currency exposure**

As at 31 December 2016, the Company had no foreign investments (2015: none).

**Borrowing facilities**

The Company has no committed borrowing facilities as at 31 December 2016 (2015: none)

**NOTES TO THE ACCOUNTS (continued)**  
**for the year ended 31 December 2016**

**16. Contingencies, guarantees and financial commitments**

At the year end the Company had a potential contingent asset in respect of the sale of Wessex Advanced Switching Products Limited which is only payable and recognisable when certain conditions have been met. Following the receipt of £440,000 during the year, at the balance sheet date the maximum amount receivable by the Company was £440,000 (2015: £880,000).

The Company had no commitments, contingencies or guarantees at the year end.

**17. Related party transactions**

Michael Jackson is a Director of Elderstreet Investments Limited which provides investment management services to the Company. During the year, £500,000 (2015: £472,000) was due in respect of these services. No performance incentive fees were due to Elderstreet Investments Limited in respect of the year under review (2015: £454,000).

Nicholas Lewis is a partner of Downing LLP which provides administration services to the Company. During the year, £50,000 (2015: £50,000) was due to Downing LLP in respect of these services.

During 2015, as a result of changes to the VCT rules, the Company was unable to convert its existing loans in Uvenco UK plc (formerly SnackTime plc). Following advice from specialist VCT advisors, the Company sold the loans to the Investment Manager, who converted the loans into equity. Under the terms of the transaction, the Company is due sums equal to 75% of any disposal proceeds that the Investment manager may receive on the shares arising from the conversion. The market value of those shares decreased by £17,000 and accordingly the debtor due from the Investment Manager was reduced in 2016 by £12,697, being 75% of the value adjustment.

**18. Controlling party**

In the opinion of the Directors there is no immediate or ultimate controlling party.

## NOTICE OF THE ANNUAL GENERAL MEETING of Elderstreet VCT plc

**NOTICE IS HEREBY GIVEN** that the Annual General Meeting of Elderstreet VCT plc will be held at 20 Garrick Street, London WC2E 9BT at 11:00 a.m. on 23 June 2017 for the transaction of the following business:

As **Ordinary Business**, to consider and, if thought fit, pass the following resolutions which will be proposed as **Ordinary Resolutions**:

1. To receive and adopt the Report of the Directors' and Accounts of the Company for the year ended 31 December 2016, together with the Report of the Auditor thereon.
2. To approve the Directors' Remuneration Report in respect of the year ended 31 December 2016.
3. To approve the Directors' Remuneration Policy.
4. To approve the payment of a final dividend of 1.5p per share.
5. To re-appoint BDO LLP as Auditor of the Company to hold office until the conclusion of the next Annual General Meeting at which accounts of the Company are presented and to authorise the Directors to determine their remuneration.
6. To re-elect as Director, Hugh Aldous, who retires and, being eligible, offers himself for re-election.
7. To re-elect as Director, David Brock, who retires and, being eligible, offers himself for re-election.
8. To re-elect as Director, Barry Dean, who retires and, being eligible, offers himself for re-election.
9. To re-elect as Director, Michael Jackson, who retires and, being eligible, offers himself for re-election.
10. To re-elect as Director, Nicholas Lewis, who retires and, being eligible, offers himself for re-election.

As **Special Business**, to consider and, if thought fit, pass the following resolutions:

### **Ordinary Resolution**

11. That, the Directors be and are hereby generally and unconditionally authorised in accordance with Section 551 of the Companies Act 2006 ("the Act") to exercise all the powers of the Company to allot shares or to grant rights to subscribe for or to convert any security into shares in the Company up to an aggregate nominal amount of £2,000,000 during the period commencing on the passing of this resolution and expiring at the conclusion of the Company's next Annual General Meeting, or on the expiry of 15 months following the passing of the resolution, whichever is the later (unless previously revoked, varied or extended by the Company in a general meeting), but so that this authority shall allow the Company to make before the expiry of this authority offers or agreements which would or might require shares to be allotted or rights to be granted to subscribe for or to convert any security into shares in the Company after such expiry and all previous authorities given by the Directors in accordance with Section 551 of the Act be and are hereby revoked, provided that such revocation shall not have retrospective effect.

### **Special Resolutions**

12. That, conditional upon the passing of Resolution 11 set out in this Notice, in substitution for any existing power under Section 570 of the Act, but without prejudice to the exercise of any such power prior to the date hereof, the Directors be and are hereby empowered, during the period commencing on the passing of this special resolution and expiring at the conclusion of the Company's next Annual General Meeting, or on the expiry of 15 months following the passing of the resolution, whichever is the later (unless previously revoked, varied or extended by the Company in a general meeting), pursuant to Section 570 of the Act, to allot equity securities (as defined in Section 560(1) of the Act) for cash pursuant to the authority given in accordance with Section 551 of the Act, pursuant to resolution 11 above, as if Section 561 of the Act did not apply to any such allotment but so that this authority shall allow the Company to make offers or agreements before the expiry and the Directors may allot equity securities in pursuance of such offers or agreements as if the powers conferred hereby had not so expired.

**NOTICE OF THE ANNUAL GENERAL MEETING  
of Elderstreet VCT plc (continued)**

13. That, the Company be and is hereby generally and unconditionally authorised to make market purchases (within the meaning of Section 693(4) of the Companies Act 2006) of Ordinary Shares of 5p each in the capital of the Company (“Ordinary Shares”) provided that:
- (i) the maximum number of Ordinary Shares hereby authorised to be purchased shall not exceed 5,518,120 Ordinary Shares, representing approximately 14.9% of the present issued capital of the Company;
  - (ii) the minimum price which may be paid for an Ordinary Share is 5p, exclusive of all expenses;
  - (iii) the maximum price which may be paid for an Ordinary Share is an amount, exclusive of all expenses, equal to 105% of the average of the middle market quotations of the Ordinary Shares as derived from the Daily Official List of the London Stock Exchange, for each of the five business days immediately preceding the day on which the Ordinary Share is contracted to be purchased; and
  - (iv) the Company may validly make a contract to purchase Ordinary Shares under the authority hereby conferred prior to the expiry of such authority which will or may be executed wholly or partly after the expiry of such authority, and may validly make a purchase of Ordinary Shares in pursuance of any such contract;

and this power, unless previously varied, revoked or renewed, shall come to an end at the conclusion of the Annual General Meeting of the Company next following the passing of this resolution or, if earlier, on the expiry of 15 months from the passing of this resolution.

14. That, the Articles of Association of the Company be amended by the addition of the following to Article 98:  
“In accordance with section 77(1)(b) of CA 2006, the Directors have the power to change the name of the Company by resolution passed at a duly convened meeting of the Directors pursuant to these Articles.”

By order of the Board



**Grant Whitehouse**  
Secretary  
Registered office:  
Ergon House  
Horseferry Road  
London SW1P 2AL

27 April 2017

**Note:**

**Information regarding the Annual General Meeting, including the information required by section 311A of the Companies Act 2006 (the “Act”), is available from [www.downing.co.uk](http://www.downing.co.uk).**

## Notes:

- (a) Any member of the Company entitled to attend and vote at the Annual General Meeting is also entitled to appoint one or more proxies to attend, speak and vote instead of that member. A member may appoint more than one proxy in relation to the Annual General Meeting provided that each proxy is appointed to exercise the rights attached to a different share or shares held by that member. A proxy may demand, or join in demanding, a poll. A proxy need not be a member of the Company but must attend the Annual General Meeting in order to represent his appointer. A member entitled to attend and vote at the Annual General Meeting may appoint the Chairman or another person as his proxy although the Chairman will not speak for the member. A member who wishes his proxy to speak for him should appoint his own choice of proxy (not the Chairman) and give instructions directly to that person. If you are not a member of the Company but you have been nominated by a member of the Company to enjoy information rights, you do not have a right to appoint any proxies under the procedures set out in these Notes. Please read Note (h) below. Under section 319A of the Act, the Company must answer any question a member asks relating to the business being dealt with at the Annual General Meeting unless:
- answering the question would interfere unduly with the preparation for the Annual General Meeting or involve the disclosure of confidential information;
  - the answer has already been given on a website in the form of an answer to a question; or
  - it is undesirable in the interests of the Company or the good order of the Annual General Meeting that the question be answered.
- (b) To be valid, a Form of Proxy and the power of attorney or other written authority, if any, under which it is signed or an office or notorially certified copy or a copy certified in accordance with the Powers of Attorney Act 1971 of such power and written authority, must be delivered to Downing LLP, Ergon House, Horseferry Road, London SW1P 2AL or electronically at proxy@downing.co.uk, in each case not less than 48 hours (excluding weekends and public holidays) before the time appointed for holding the Annual General Meeting or adjourned meeting at which the person named in the Form of Proxy proposes to vote. In the case of a poll taken more than 48 hours (excluding weekends and public holidays) after it is demanded, the document(s) must be delivered as aforesaid not less than 24 hours (excluding weekends and public holidays) before the time appointed for taking the poll, or where the poll is taken not more than 48 hours (excluding weekends and public holidays) after it was demanded, be delivered at the meeting at which the demand is made.
- (c) In order to revoke a proxy instruction a member will need to inform the Company using one of the following methods:
- by sending a signed hard copy notice clearly stating the intention to revoke the proxy appointment to Downing LLP, Ergon House, Horseferry Road, London SW1P 2AL. In the case of a member which is a company, the revocation notice must be executed under its common seal or signed on its behalf by an officer of the company or an attorney for the company. Any power of attorney or any other authority under which the revocation notice is signed (or a duly certified copy of such power or authority) must be included with the revocation notice.
  - by sending an e-mail to proxy@downing.co.uk.
- In either case, the revocation notice must be received by Downing LLP before the Annual General Meeting or the holding of a poll subsequently thereto. If a member attempts to revoke his or her proxy appointment but the revocation is received after the time specified then, subject to Note (d) directly below, the proxy appointment will remain valid.
- (d) Completion and return of a Form of Proxy will not preclude a member of the Company from attending and voting in person. If a member appoints a proxy and that member attends the Annual General Meeting in person, the proxy appointment will automatically be terminated.
- (e) Copies of the Directors' Letters of Appointment and the Register of Directors' interests in the Ordinary Shares of the Company, will be available for inspection at the registered office of the Company during usual business hours on any weekday (excluding weekends and public holidays) from the date of this notice, until the end of the Annual General Meeting for at least 15 minutes prior to and during the meeting.
- (f) Pursuant to Regulation 41 of the Uncertificated Securities Regulations 2001, the Company has specified that only those holders of the Company's shares registered on the Register of Members of the Company as at 11:00 a.m. on 21 June 2017 or, in the event that the Annual General Meeting is adjourned, on the Register of Members 48 hours before the time of any adjourned meeting, shall be entitled to attend and vote at the said Annual General Meeting in respect of such shares registered in their name at the relevant time. Changes to entries on the Register of Members after 11:00 a.m. on 21 June 2017 or, in the event that the Annual General Meeting is adjourned, on the Register of Members less than 48 hours before the time of any adjourned meeting, shall be disregarded in determining the right of any person to attend and vote at the Annual General Meeting.
- (g) As at 9:00 a.m. on 27 April 2017, the Company's issued share capital comprised 21,677,465 Ordinary Shares and the total number of voting rights in the Company was 21,677,465. The website referred to above will include information on the number of shares and voting rights.
- (h) If you are a person who has been nominated under section 146 of the Act to enjoy information rights ("Nominated Person"):
- You may have a right under an agreement between you and the member of the Company who has nominated you to have information rights ("Relevant Member") to be appointed or to have someone else appointed as a proxy for the Annual General Meeting;
  - If you either do not have such a right or if you have such a right but do not wish to exercise it, you may have a right under an agreement between you and the Relevant Member to give instructions to the Relevant Member as to the exercise of voting rights; and
  - Your main point of contact in terms of your investment in the Company remains the Relevant Member (or, perhaps your custodian or broker) and you should continue to contact them (and not the Company) regarding any changes or queries relating to your personal details and your interest in the Company (including any administrative matters). The only exception to this is where the Company expressly requests a response from you.
- (i) A corporation which is a member can appoint one or more corporate representatives who may exercise, on its behalf, all its powers as a member provided that no more than one corporate representative exercises powers over the same share.
- (j) A vote withheld is not a vote in law, which means that the vote will not be counted in the calculation of votes for or against the resolution. If no voting indication is given, the proxy will vote or abstain from voting at his or her discretion. The proxy will vote (or abstain from voting) as he or she thinks fit in relation to any other matter which is put before the Annual General Meeting.
- (k) Except as provided above, members who have general queries about the Annual General Meeting should write to the Chairman at the registered office set out on page 1.
- (l) Members may not use any electronic address provided either in this notice of the Annual General Meeting, or any related documents (including the Chairman's letter and Form of Proxy), to communicate with the Company for any purposes other than those expressly stated.



**ELDER STREET VCT PLC**  
**FORM OF PROXY**

For use at the Annual General Meeting of the above-named Company to be held on 23 June 2017 at 20 Garrick Street, London WC2E 9BT at 11:00 a.m.

I/We\* ..... (in BLOCK CAPITALS please)

of .....

being the holder(s)\* of Ordinary Shares of 5p in the capital of the above-named Company, hereby appoint the Chairman of the meeting (see note 1)

or .....

of .....

as my/our\* proxy to attend for me/us\* on my/our\* behalf at the Annual General Meeting of the Company to be held at 20 Garrick Street, London WC2E 9BT on 23 June 2017 or at any adjournment thereof.

I/We\* desire to vote on the resolutions as indicated in the appropriate column below. Please indicate with an "X" how you wish your vote to be cast.

Details of the resolutions are set out in the Notice of the Annual General Meeting.

<b>ORDINARY BUSINESS</b>	<b>FOR</b>	<b>AGAINST</b>	<b>WITHHELD</b>
1. To receive and adopt the Directors' Report and Accounts	<input type="checkbox"/>	<input type="checkbox"/>	<input type="checkbox"/>
2. To approve the Directors' Remuneration Report	<input type="checkbox"/>	<input type="checkbox"/>	<input type="checkbox"/>
3. To approve the Directors' Remuneration policy	<input type="checkbox"/>	<input type="checkbox"/>	<input type="checkbox"/>
4. To approve the payment of a final dividend of 1.5p per share	<input type="checkbox"/>	<input type="checkbox"/>	<input type="checkbox"/>
5. To re-appoint BDO LLP as the Auditor and authorise the Directors to determine their remuneration	<input type="checkbox"/>	<input type="checkbox"/>	<input type="checkbox"/>
6. To re-elect Hugh Aldous as a Director	<input type="checkbox"/>	<input type="checkbox"/>	<input type="checkbox"/>
7. To re-elect David Brock as a Director	<input type="checkbox"/>	<input type="checkbox"/>	<input type="checkbox"/>
8. To re-elect Barry Dean as a Director	<input type="checkbox"/>	<input type="checkbox"/>	<input type="checkbox"/>
9. To re-elect Michael Jackson as a Director	<input type="checkbox"/>	<input type="checkbox"/>	<input type="checkbox"/>
10. To re-elect Nicholas Lewis as a Director	<input type="checkbox"/>	<input type="checkbox"/>	<input type="checkbox"/>
<b>SPECIAL BUSINESS</b>			
11. To authorise the Company to allot shares	<input type="checkbox"/>	<input type="checkbox"/>	<input type="checkbox"/>
12. To authorise the Company to disapply pre-emption rights	<input type="checkbox"/>	<input type="checkbox"/>	<input type="checkbox"/>
13. To authorise the Company to make market purchases of its shares	<input type="checkbox"/>	<input type="checkbox"/>	<input type="checkbox"/>
14. To amend the Articles of Association	<input type="checkbox"/>	<input type="checkbox"/>	<input type="checkbox"/>

Dated this ..... day of ..... 2017

Signature(s) ...../.....

\*Delete as appropriate

**PLEASE RETURN TO DOWNING LLP IN THE PREPAID ENVELOPE PROVIDED**



**Notes:**

1. Any member of the Company entitled to attend and vote at the Annual General Meeting is also entitled to appoint one or more proxies to attend, speak and vote instead of that member. A member may appoint more than one proxy in relation to the Annual General Meeting provided that each proxy is appointed to exercise the rights attached to a different share or shares held by that member. A proxy may demand, or join in demanding, a poll. A proxy need not be a member of the Company but must attend the Annual General Meeting in order to represent his appointer. A member entitled to attend and vote at the meeting may appoint the Chairman or another person as his proxy although the Chairman will not speak for the member. A member who wishes his proxy to speak for him should appoint his own choice of proxy (not the Chairman) and give instructions directly to that person.
2. Delete “the Chairman of the meeting” if it is desired to appoint any other person and insert his or her name and address. If no name is inserted, the proxy will be deemed to have been given in favour of the Chairman of the meeting. If this Form of Proxy is returned without stating how the proxy shall vote on any particular matter the proxy will exercise his discretion as to whether, and if so how, he votes.
3. Any alterations to the Form of Proxy should be initialled.
4. To be valid, a Form of Proxy and the power of attorney or other written authority, if any, under which it is signed or an office or notarially certified copy or a copy certified in accordance with the Powers of Attorney Act 1971 of such power and written authority, must be delivered to Downing LLP, Ergon House, Horseferry Road, London SW1P 2AL or electronically at [proxy@downing.co.uk](mailto:proxy@downing.co.uk), in each case not less than 48 hours (excluding weekends and public holidays) before the time appointed for holding the Annual General Meeting or adjourned meeting at which the person named in the Form of Proxy proposes to vote. In the case of a poll taken more than 48 hours (excluding weekends and public holidays) after it is demanded, the document(s) must be delivered as aforesaid not less than 24 hours (excluding weekends and public holidays) before the time appointed for taking the poll, or where the poll is taken not more than 48 hours (excluding weekends and public holidays) after it was demanded, be delivered at the meeting at which the demand is made.
5. In the case of a corporation, this form must be under its common seal or under the hand of some officer or attorney duly authorised on that behalf.
6. In the case of joint holders, the vote of the senior holder tendering a vote will be accepted to the exclusion of the votes of the other joint holders. Seniority depends on the order in which the names stand in the register of members.
7. The completion and return of this Form of Proxy will not preclude you from attending and voting at the Annual General Meeting should you subsequently decide to do so. If a member appoints a proxy and that member attends the Annual General Meeting in person, the proxy appointment will automatically be terminated.
8. A vote withheld is not a vote in law, which means that the vote will not be counted in the calculation of votes for or against the resolution. If no voting indication is given, the proxy will vote or abstain from voting at his or her discretion. The proxy will vote (or abstain from voting) as he or she thinks fit in relation to any other matter which is put before the Annual General Meeting.



