



# Villager

Club Car<sup>®</sup>

## DELIVERING PREMIUM, DURABLE TRANSPORTATION

A longtime classic on resort, university, and other campus settings, Club Car's Villager transportation vehicles can move up to eight passengers in a single trip and can replace expensive vans. Yet it can also travel through narrow areas not accessible to conventional vehicles.

# Villager

## OUR MOST STYLISH AND SOPHISTICATED TRANSPORT VEHICLE YET

Club Car Villager vehicles offer industry-leading performance and durability and allow you to streamline your operation with comfortable, reliable transportation. These vehicles are equipped with a stylish automotive design and a spacious cabin, which provides a comfortable space for operators and ease of ingress/egress for passengers.





### Villager 6



### Villager 8



-   
 Max Speed  
17 mph
-   
 Max Vehicle Capacity  
1500 lbs
-   
 Seating Capacity  
6-8

## KEY PRODUCT FEATURES & OPTIONS

The Villager includes safety-enhancing features such as LED headlights (with daytime running lamps), a four-wheel braking system, turn signals, tail/brake lights, and a horn to ensure that your guests arrive safely.




LED Headlights with Daytime Running Lamps standard



Multiple options available to enhance style and comfort



LED Tail Lights and Turn Signals standard



Easy-to-Clean, Durable, Marine-Grade Vinyl Seats



Convenient Fold Down Rear Seat



Optional 3-Sided Rain Enclosure

### Available Body Colors



White



Beige



Burgundy



Dark Green



Black



Classic Blue

	GASOLINE	ELECTRIC	LITHIUM ION
<b>ENGINE/MOTOR</b>	Kohler EFI Gas	48-volt DC	48-volt 3-phase AC
<b>HORSEPOWER</b>	14 hp (10.3 kW) rated @ 3600 RPM per SAE J1940	3.7 hp (2.7 kW) rated, Peak 20 hp (14.9 kW)	7.4 hp (5.5 kW) rated @ 2863 RPM; Peak 21.4 hp (16 kW)
<b>GOVERNOR GUARD</b>	Ground speed	N/A	N/A
<b>BATTERIES</b>	12-volt 500 CCA 105 min reserve	Eight 6-volt flooded lead acid	Vanguard 7.0kWh
<b>CONTROLLER</b>	N/A	500 Amp - Solid State	400 Amp - Solid State
<b>CHARGER</b>	N/A	DeltaQ QuiQ 1kW high frequency	Std: DeltaQ IC650 - 650W high frequency Opt: DeltaQ RC900 - 900W high frequency
<b>STEERING</b>	Self-adjusting rack and pinion		
<b>FRONT SUSPENSION</b>	Independent leaf spring with dual hydraulic shocks		
<b>BRAKES</b>	4-wheel mechanical drum		
<b>PARK BRAKE</b>	Foot operated, multi-lock		
<b>BODY AND FINISH</b>	ArmorFlex™ with automotive paint/clearcoat		
<b>TIRES</b>	18 x 8.50-8, 6-ply rated, premium tread		
<b>FOLD-DOWN REAR SEAT CARGO CAPACITY</b>	300 lb (136 kg)		
<b>WHEELBASE</b>	V6 - 98.5 in (250.2 cm) V8 - 131.5 in (334 cm)		
<b>GROUND CLEARANCE</b>	4.5 in (11.4 cm)		
<b>FUEL TANK CAPACITY</b>	5.5 gal (20.8 L)	N/A	N/A
<b>CURB WEIGHT</b>	V6 - 976 lb (442.7 kg) V8 - 1270 lb (576 kg)	(with batteries) V6 - 1307 lb (592.8 kg) V8 - 1530 lb (693.9 kg)	(with batteries) V6 - 906 lb (410.9 kg) V8 - 1003 lb (455 kg)
<b>MAX SPEED</b>	17 mph (27 km/h)	16 mph (26 km/h)	17 mph (27 km/h)
<b>LIMITED WARRANTY</b>	3 yr/3000 hr limited powertrain/frame 2 yr limited remaining vehicle	4 yr limited battery 3 yr limited powertrain/frame 2 yr limited remaining vehicle	5 yr limited battery 3 yr limited powertrain/frame 2 yr limited remaining vehicle