



Continuous
SvO₂ monitoring
for your complex
pediatric
patients

PediaSat oximetry catheter



Edwards

PediaSat oximetry catheter is the first and only pediatric oximetry catheter with continuous ScvO₂ monitoring to help you stay ahead of hypoxia and stages of sepsis¹⁻³

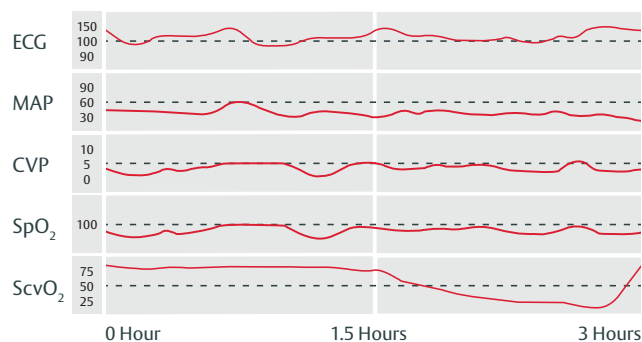
Continuous, real-time monitoring of central venous oxygen saturation (ScvO₂) offers early recognition of critical changes in oxygen delivery that may not be identified by less sensitive indicators, such as traditional vital signs or intermittent sampling.^{2,4-8}

Early indication of ScvO₂ offers you the clarity to detect and prevent tissue hypoxia sooner, by enabling early intervention.^{2,6,9-11}

Continuous ScvO₂ monitoring

Early warning of oxygen imbalance^{2,4,6,9,10}

Hemodynamic trends




Helps guide therapy and provide real-time insight into the efficacy of intervention^{2,4,7}

Essential in defining the adequacy of cardiac output, continuous ScvO₂ monitoring allows immediate assessment of your patient's clinical response to therapy.

Make proactive clinical decisions.

- You can use hemodynamics to manage pediatric septic shock patients in accordance with ACCM-PALS Clinical Practice Parameters¹³
- Evaluate oxygen reserve to decide routine interventions (including suctioning, turning, etc.) to minimize patient compromise and maximize outcome¹⁴



Fewer needle sticks for your smaller patients

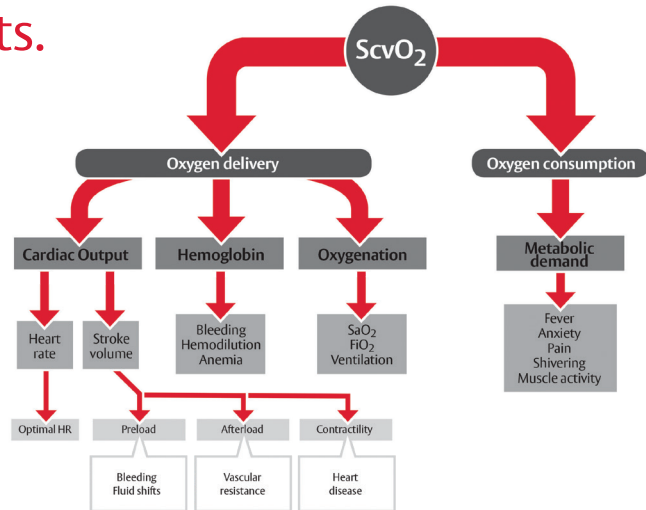
The PediaSat oximetry catheter allows blood sampling without requiring patients to undergo multiple needle sticks, which minimizes blood loss and reduces the risk of infection associated with frequent diagnostic sampling.^{12,18}

Continuous ScvO₂ monitoring offers clarity in your at-risk pediatric patients.


In combination with other surrogates of organ perfusion (vital signs, lactate, etc.), continuous monitoring of ScvO₂ can be used as a reliable indicator of cardiocirculatory function.³

ScvO₂ can optimize hemodynamic management in complex pediatric patients:

- Congenital heart disease and other complex cardiac patients^{1,15}
- Sepsis and septic shock¹⁶
- Acute respiratory distress syndrome (ARDS)¹⁴
- Other high-risk patients¹¹



Continuous ScvO₂ monitoring reveals the root cause of oxygen imbalance, enabling you to determine appropriate therapy.^{2,3,4,5,7,12}



PediaSat oximetry catheter double lumen

Convenient, accurate and easy to use.^{3,12,17}

PediaSat oximetry catheter provides:

Simplicity and flexibility – uses the same insertion techniques as central lines in typical pediatric insertion sites, including subclavian and internal jugular

Continuous ScvO₂ monitoring and pressure monitoring help you to proactively determine appropriate therapy.

Accurate oxygenation status^{1,2}

Double and triple lumens facilitate pressure monitoring and the administration of solutions

Pair the PediaSat oximetry catheter with Hemosphere advanced monitoring platform

The HemoSphere advanced monitoring platform provides a comprehensive view of hemodynamics and tissue oximetry, giving you confidence in knowing continuous oxygen saturation and perfusion for your patient. It is the only modular hemodynamic monitoring platform to offer full-range cuff, sensor and catheter compatibility and first-of-its-kind hypotension predictive decision support software.*



* Acumen Hypotension Prediction Index software is unlocked with the Acumen IQ sensor in minimally-invasive mode

▲ References inserted above ▲

Product Model Numbers

Designed for use with Edwards Lifesciences monitoring platforms and Philips modules, the PediaSat oximetry catheter offers the clarity of an early warning.

PediaSat Oximetry Catheter

	Lumens	Length (CM)	Size (F)
XT248KTP	2	8	4.5
XT3515KTP	3	15	5.5

Philips IntelliVue SO₂ Module

M1011A*	SO ₂ Module
M1011A #A01*	Optical Module

For more than 50 years, Edwards Lifesciences has been helping you make proactive clinical decisions and advance the care of surgical and acutely ill patients across the continuum of care.

Through ongoing collaboration with clinicians, providing continuous education, and our dedication to purposeful innovation, Edwards continues to develop smart hemodynamic management solutions that enable proactive decision support.

Learn more. Visit [Edwards.com/PediaSat](https://www.edwards.com/PediaSat)

CAUTION: Federal (United States) law restricts this device to sale by or on the order of a physician. See instructions for use for full prescribing information, including indications, contraindications, warnings, precautions and adverse events.

Edwards, Edwards Lifesciences, the stylized E logo, HemoSphere, and PediaSat are trademarks of Edwards Lifesciences Corporation or its affiliates. All other trademarks are the property of their respective owners.

© 2022 Edwards Lifesciences Corporation. All rights reserved. PP--US-1954 v2.0

Edwards Lifesciences • One Edwards Way, Irvine CA 92614 USA • [edwards.com](https://www.edwards.com)



Edwards

POCKET GLUES HERE

References for Edwards PediaSat oximetry catheter brochure

1. Ranucci, M., et al. Continuous monitoring of Central venous oxygen saturation (PediaSat) in pediatric patients undergoing cardiac surgery: a validation study of a new technology. *Journal of cardiothoracic and vascular anesthesia*, Vol. 22, No. 6, December 2008, p. 847-852.
2. Reinhart K, et al. Continuous central venous and pulmonary artery oxygen saturation monitoring in the critically ill. *Intensive Care Med*. 2004;30(8):1572-8.
3. Mahajan A, et al. An experimental and clinical evaluation of a novel central venous catheter with integrated oximetry for pediatric patients undergoing cardiac surgery. *Pediatric Central Venous Oximetry. Anest Anal*. 2007;Vol.105, No. 6, 1598.
4. Rivers EP, et al. Central venous oxygen saturation monitoring in the critically ill patient. *Curr Opin Crit Care*. 2001;7(3):204-11.
5. Pearse, R, et al. Changes in central venous saturation after major surgery, and association with outcome. *Crit Care* 2005;9(6):R694-91.
6. Scalea, TM, et al. Central venous oxygen saturation: a useful clinical tool in trauma patients. *J Trauma* 1990;30(12):1539-43.
7. Tweddell, JS, et al. Mixed venous oxygen saturation monitoring after stage 1 palliation for hypoplastic left heart syndrome. *Ann Thorac Surg* 2007;84:1301-1311.
8. Tweddell JS, et al. Patients at risk for low systemic oxygen delivery after the Norwood procedure. *Ann Thorac Surg*. 2000;69(6):1893-9.
9. Ingelmo P, et al. Importance of monitoring in high-risk surgical patients. *Minerva Anesthesiol*. 2002;68(4):226-30.
10. Ander, DS, et al. Undetected cardiogenic shock in patients with congestive heart failure presenting to the emergency department. *Am J Cardiol* 1998;82(7):888-91.
11. Ranucci et al. Central venous oxygen saturation and blood lactate levels during cardiopulmonary bypass are associated with outcome after pediatric cardiac surgery. *Critical Care* 2010.
12. Vallet B, et al. Venous oxygen saturation as a physiologic transfusion trigger. *Crit Care*. 2010;14:213.
13. de Oliveira, CF, et al. An outcomes comparison of ACCM/PALS guidelines for pediatric septic shock with and without central venous oxygen saturation monitoring. *Pediatr Crit Care Med* 2007, Vol. 8, No. 3 (Suppl.).
14. Sanders CL. Making clinical decisions using SvO₂ in PICU patients. *Dimens Crit Care Nurs*. 1997; 16(5):257-64.
15. Mohseni, H, et al. Evaluation of a new pediatric continuous oximetry catheter. *Pediatr Crit Care Med* 2011;12(4): 437-441.
16. Lemson et al. Advanced hemodynamic monitoring in critically ill patients. *Pediatrics*. 2011.
17. Ranucci, M, et al. Near-infrared spectroscopy correlates with continuous superior vena cava oxygen saturation in pediatric cardiac surgery patients. *Pediatric Anesthesia* 2008. 18:1163-1169.
18. Obladen M, et al. Blood sampling in very low birth weight infants receiving different levels of intensive care. *Eur J Pediatr*. 1988;147(4):399-404.

CAUTION: Federal (United States) law restricts this device to sale by or on the order of a physician. See instructions for use for full prescribing information, including indications, contraindications, warnings, precautions and adverse events.

Edwards, Edwards Lifesciences, the stylized E logo, and PediaSat are trademarks of Edwards Lifesciences Corporation or its affiliates. All other trademarks are the property of their respective owners.

© 2022 Edwards Lifesciences Corporation. All rights reserved. PP--US-1954 v2.0

Edwards Lifesciences • One Edwards Way, Irvine CA 92614 USA • edwards.com



Edwards