

The Goldfields Esperance Region

Overnight Visitor Factsheet 2025

Prepared by Tourism WA Insights and Strategy
April 2026



WESTERN
AUSTRALIA

Domestic Overnight Trip Details - The Goldfields Esperance Region

2025

The data in this factsheet refers to visitors who have spent at least one night in The Goldfields Esperance Region

Trips (000)

432

2025

Nights (000)

1,645

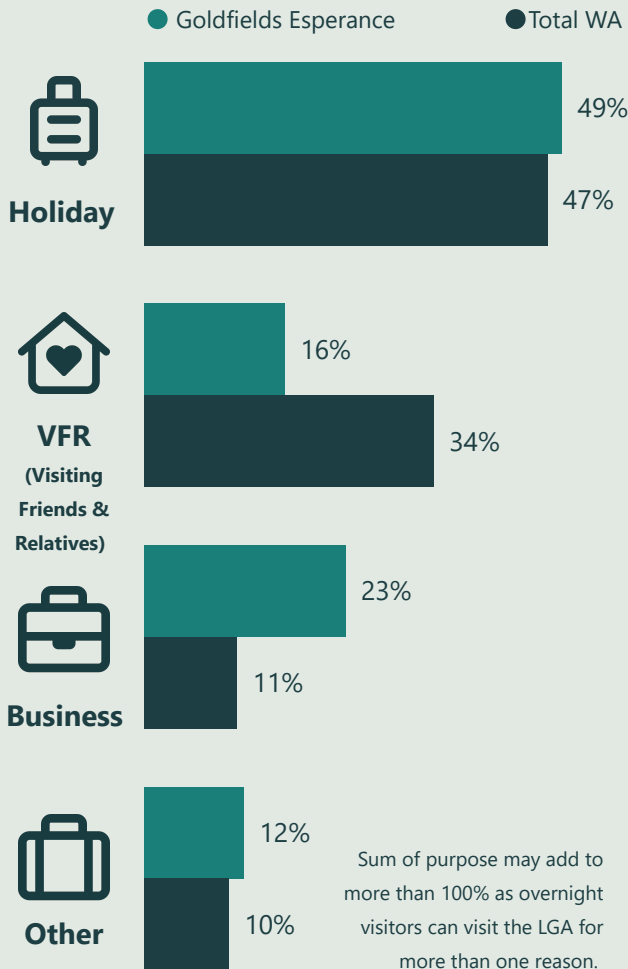
2025

Spend (\$M)

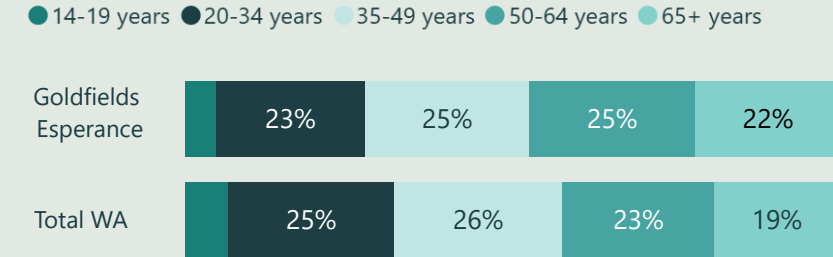
\$424

2025

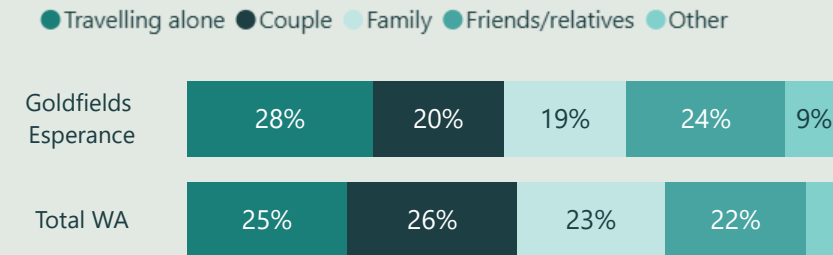
Purpose of Travel



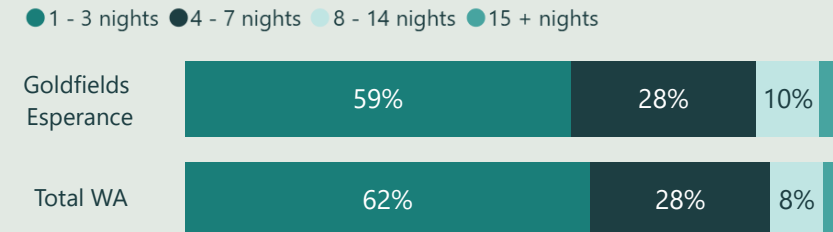
Age



Travel Party



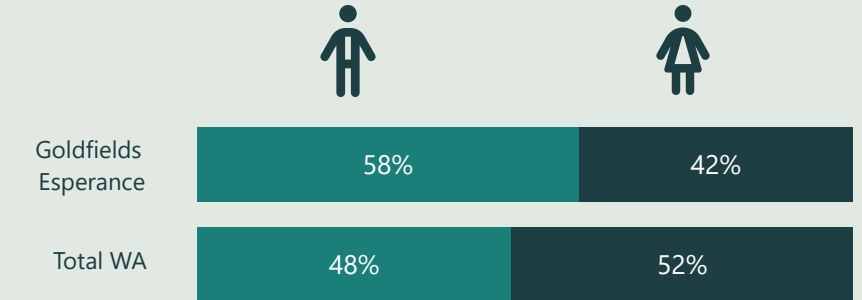
Length of Stay



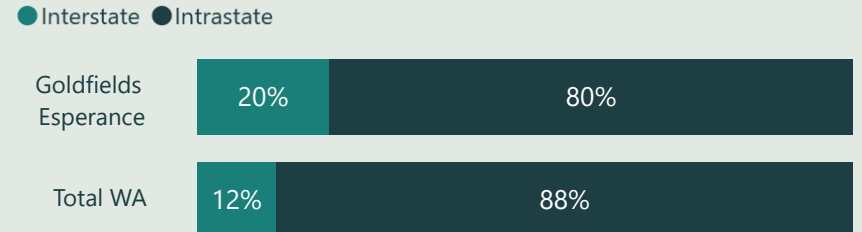
Top 5 accommodation (% of nights)

Accommodation Type	Region	Total WA
Caravan or camping - commercial	22%	12%
Hotel/resort/motel or motor Inn	21%	24%
Caravan or camping - non commercial	18%	6%
Friends or relatives property	15%	35%
Rented house/apartment etc	3%	9%

Gender



Interstate / Intrastate



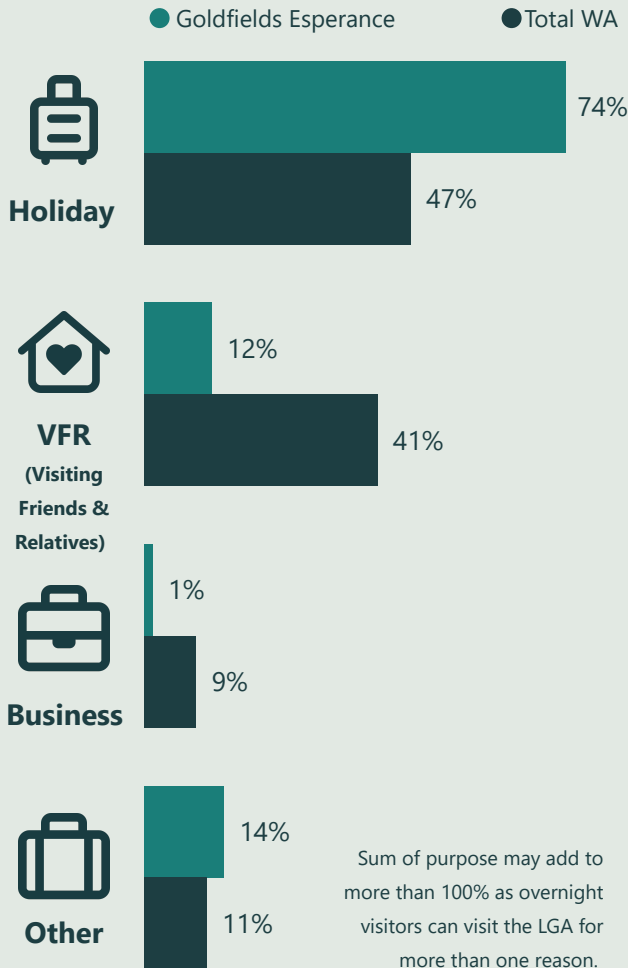
International Overnight Trip Details - The Goldfields Esperance Region

2024+2025

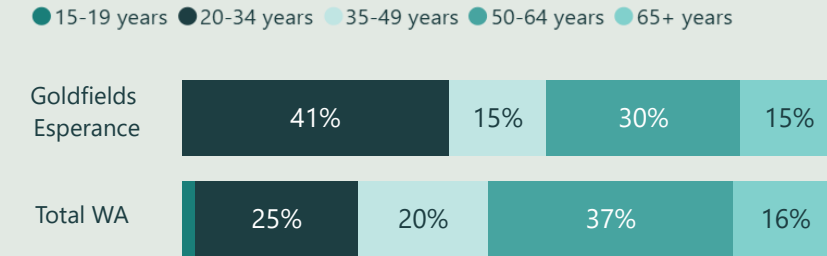
The data in this factsheet refers to visitors who have spent at least one night in The Goldfields Esperance Region

Trips (000)	Nights (000)	Spend (\$M)
39	772	\$50
2025	2025	2025

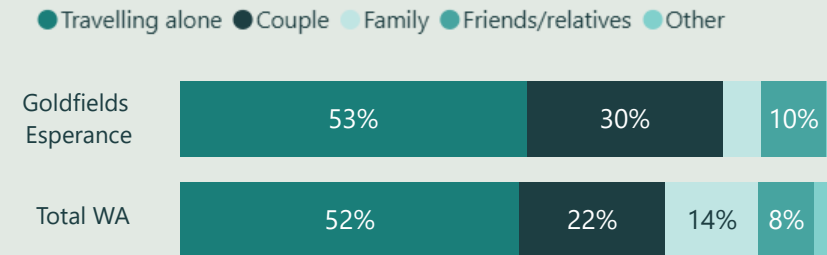
Purpose of Travel



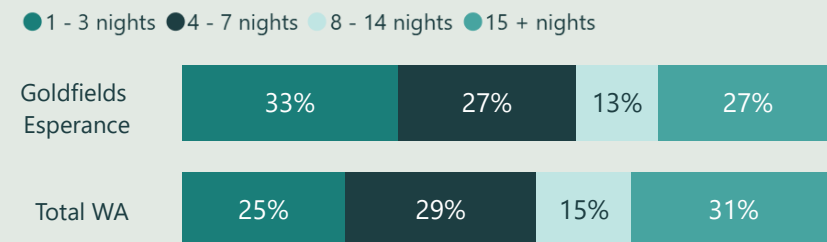
Age



Travel Party



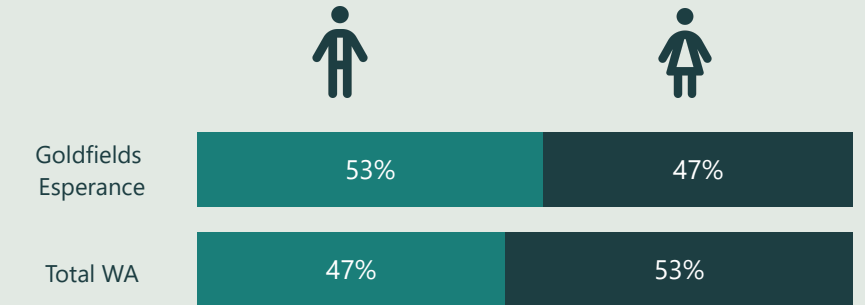
Length of Stay



Top 5 accommodation (% of nights)

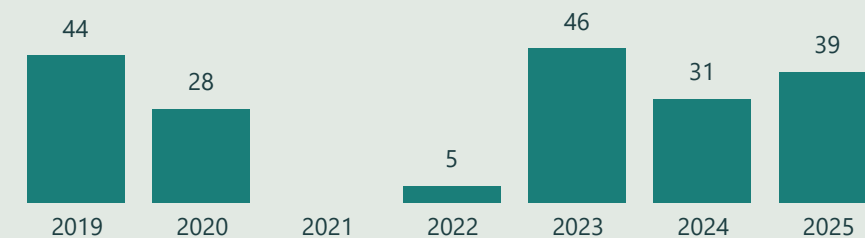
Accommodation Type	Region	Total WA
Rented house/apartment etc	31%	33%
Friends or relatives property	23%	37%
Hotel/resort/motel or motor Inn	7%	13%
Caravan or camping - commercial	6%	2%
Caravan or camping - non commercial	4%	1%

Gender



International Trip Trends (000s)

International trips are provided for years when sample size permits, noting 2021 is not available.



Visitor Factsheet - Further Information

The data in this factsheet refers to visitors who have spent at least one night in The Goldfields Esperance Region

Important Note

All data is sourced from Tourism Research Australia's International Visitor Surveys (IVS) and Domestic Tourism Statistics (DoTS).

Estimates in the 2025 factsheet are not comparable with previous factsheets due to changes in methodology. For further information, see [Change to domestic statistics](#) or [IVS Methodology](#) on Tourism Research Australia's (TRA) website.

To increase the sample size and hence improve the reliability of the data, international estimates are based on an average of two calendar years. Domestic results are available only for 2025 as the first year of DoTS methodology. Data is not published where sample size is deemed to be insufficient.

It is recommended by Tourism WA that the visitation statistics in this fact sheet are used in conjunction with other information sources that you have access to. This might include [domestic visitor density](#) from TRA, population statistics from the Australian Bureau of Statistics, feedback from local operators, information from local Visitor Centres, data from local councils etc.

For more information contact research@westernaustralia.com.

Source

Tourism Research Australia, IVS and DoTS. 2025. Local Government Areas included to make up The GoldfieldsEsperance Region: City of Kalgoorlie/Boulder, Shire of Coolgardie, Shire of Dundas, Shire of Esperance, Shire of Laverton, Shire of Leonora, Shire of Menzies, Shire of Ngaanyatjaraku, Shire of Ravensthorpe and Shire of Wiluna.

Definitions

Domestic Visitors (Intrastate and Interstate): Australian residents aged 14 years and over who spent at least one night in the Region.

International Visitors: International visitors aged 15 years and over who spent at least one night in the Region and are staying in Australia for 12 months or less.