

# The Gascoyne Region Overnight Visitor Factsheet 2023

Prepared by Tourism WA Insights and Planning  
May 2024



WESTERN  
AUSTRALIA

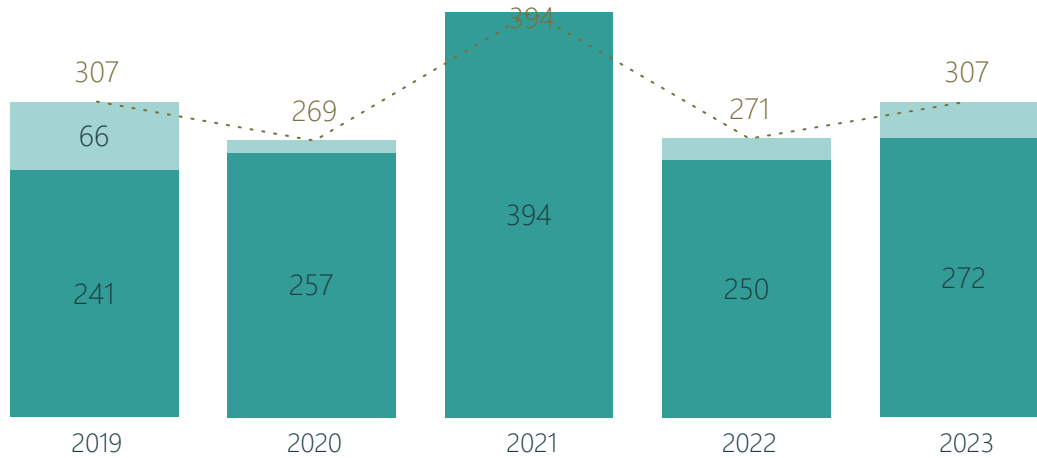
# Overnight Visitor Summary - The Gascoyne Region

2023

The data in this factsheet refers to visitors who have spent at least one night in The Gascoyne Region

## Overnight Visitor Trends (000)

● International ● Domestic ..... Total Overnight Visitors



NOTE: WA international borders largely closed from March 2020 to March 2022 due to COVID-19, therefore international data in relation to 2020, 2021 and 2022, if shown, should be used with caution.

Market	2019	2020	2021	2022	2023
Domestic	241	257	394	250	272
International	66	12	np	21	35
<b>Total</b>	<b>307</b>	<b>269</b>	<b>np</b>	<b>271</b>	<b>307</b>

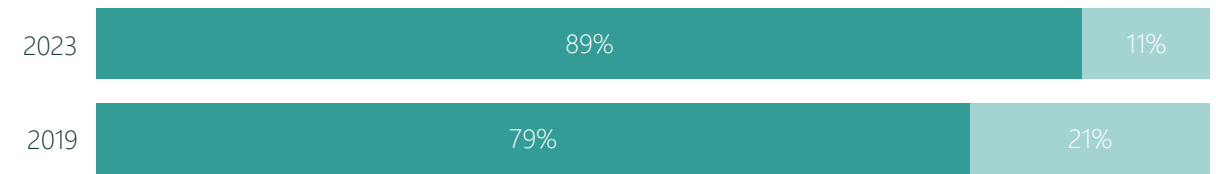
Market	2019	2020	2021	2022	2023
Domestic	1,748	1,627	2,491	1,592	2,008
International	473	np	np	np	416
<b>Total</b>	<b>2,221</b>	<b>np</b>	<b>np</b>	<b>np</b>	<b>2,424</b>

"np" indicates sample size too small to publish

Total Visitors (000)	Total Visitor Nights (000)	Total Spend (\$ Million)
<b>307</b> 2023	<b>2,424</b> 2023	<b>\$476</b> 2023

## Share of Overnight Visitors - change vs. pre-COVID

● International ● Domestic



## Overnight Visitor Metrics - 2023

	Average Trip Length	Average Trip Spend	Average Daily Spend
Domestic	6.9 Days	\$1,592	\$216
International	11.9 Days	\$1,229	\$103
Total Domestic + International	7.9 Days	\$1,550	\$196

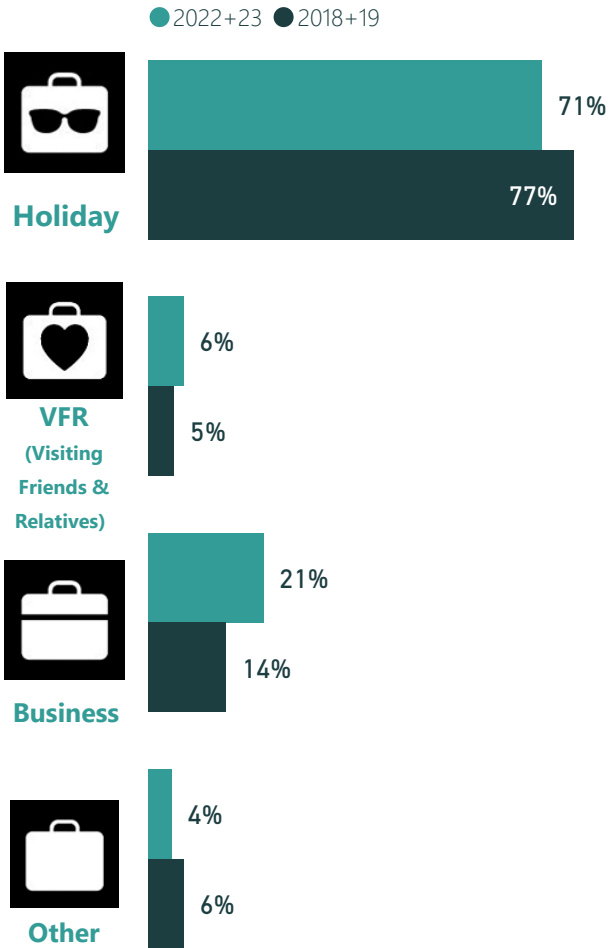
# Domestic Overnight Visitor Details - The Gascoyne Region

2022+23 vs 2018+19

The data in this factsheet refers to visitors who have spent at least one night in The Gascoyne Region

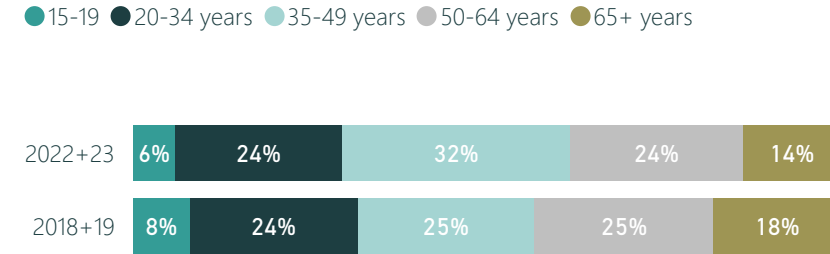
Domestic Visitors (000)	Domestic Nights (000)
272 2023	2,008 2023

## Purpose of Travel

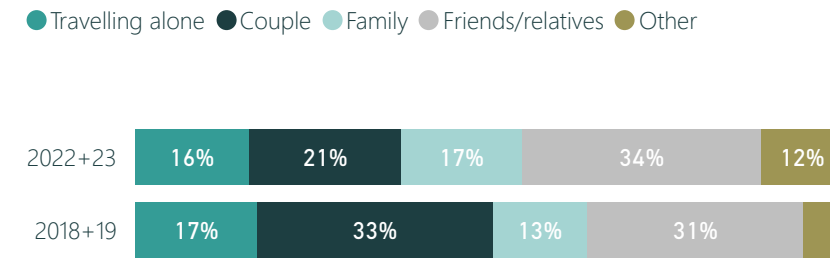


Sum of purpose may add to more than 100% as overnight visitors can visit the Region for more than one reason.

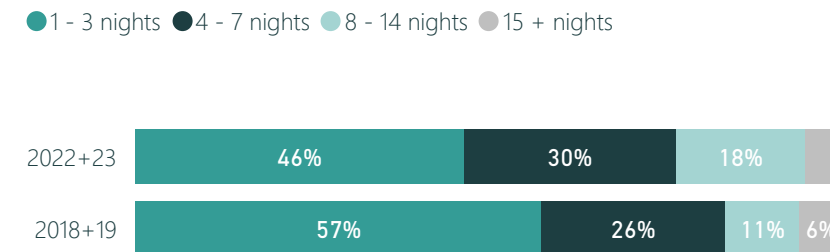
## Age



## Travel Party



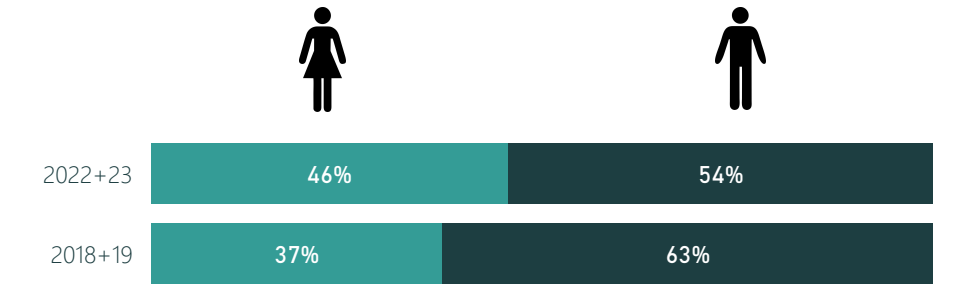
## Length of Stay



## Top 3 accommodation (% of nights)

Accommodation Type	2018+19	2022+23
Caravan park or commercial camping ground	37%	34%
Caravan or camping - non commercial	15%	13%
Rented house/apartment/flat or unit	11%	16%

## Gender



## Top 3 activities

Activity	2018+19	2022+23
Go to the beach	56%	56%
Eat out / dine at a restaurant and/or cafe	56%	54%
Visit national parks / state parks	27%	36%

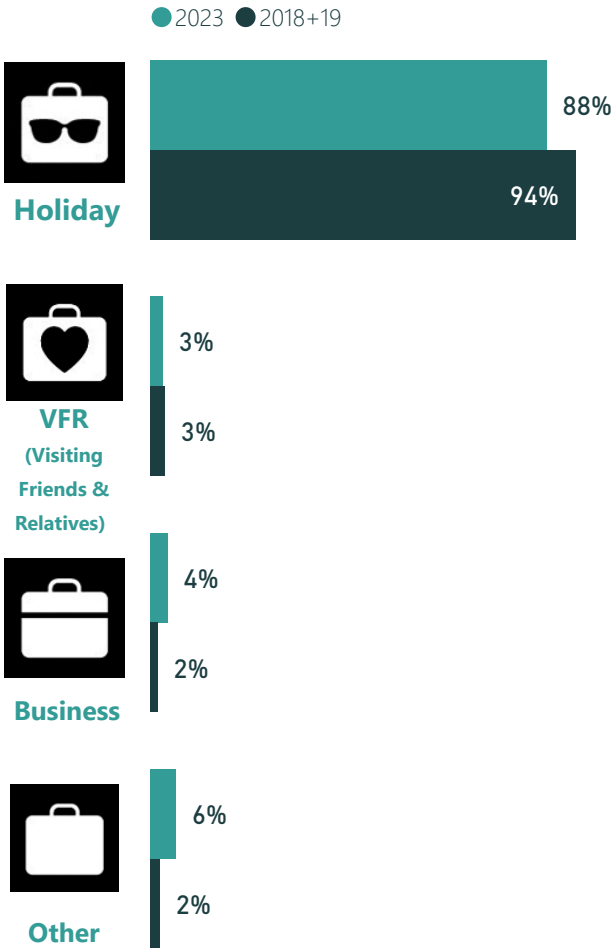
# International Overnight Visitor Details - The Gascoyne Region

2023 vs 2018+19

The data in this factsheet refers to visitors who have spent at least one night in The Gascoyne Region

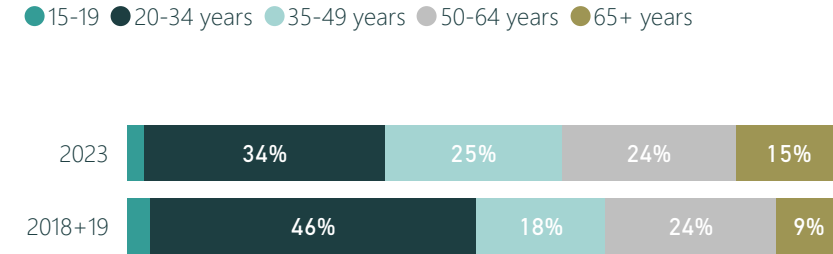
International Visitors (000)	International Nights (000)
35	416
2023	2023

## Purpose of Travel

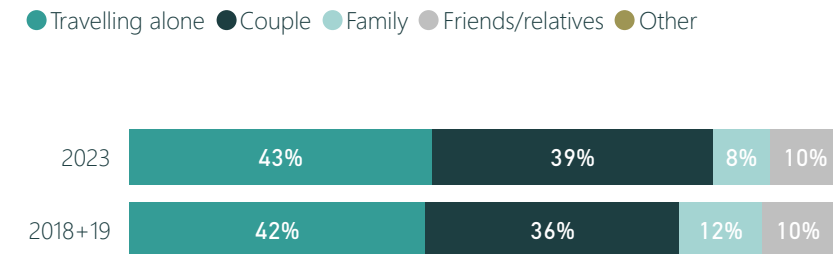


Sum of purpose may add to more than 100% as overnight visitors can visit the Region for more than one reason.

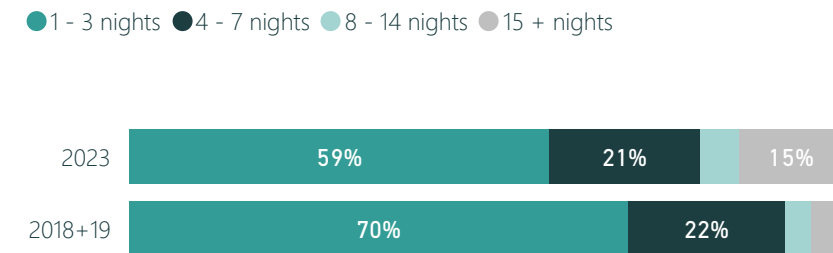
## Age




## Travel Party



## Length of Stay

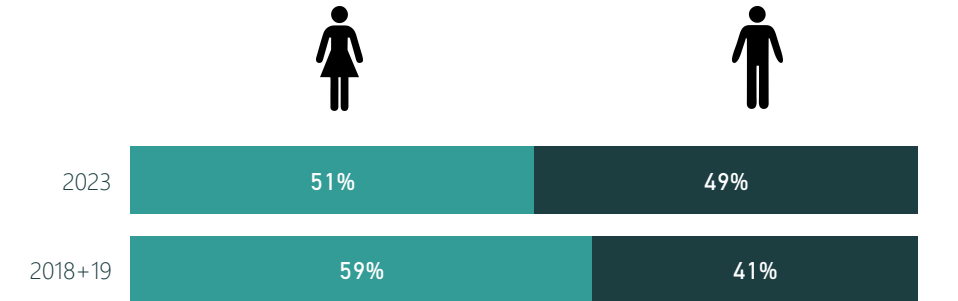


## Top 3 accommodation (% of nights)




Accommodation Type	2018+19	2023
Caravan park or commercial camping ground	28%	33%
Hotel/resort/motel or motor Inn	14%	20%
Rented house/apartment/flat or unit	16%	13%

## Gender



## Top 3 activities\*

\*International visitors may have undertaken the activity in the region or elsewhere in Australia



Activity	2018+19	2023
Eat out / dine at a restaurant and/or cafe	95%	94%
Go to the beach	95%	90%
Visit national parks / state parks	92%	91%

# Visitor Factsheet - Further Information

The data in this factsheet refers to visitors who have spent at least one night in The Gascoyne Region



## Important Note

All data is sourced from Tourism Research Australia's National and International Visitor Surveys (NVS and IVS).

Data has been provided for Interstate and Intrastate (sample size permitting) or Domestic, as well as International (see below) by year.

The demographics and trip details for domestic visitors show comparisons between 2022+23 (current) and 2018+19 (pre-COVID). Due to the reduced number of international visitors between 2019 and 2021 and the unreliability of 2022 data, only 2018+19 and 2023 has been provided for international visitors.

It is recommended by Tourism WA that the visitation statistics in this fact sheet are used in conjunction with other information sources that you have access to. This might include population statistics from the Australian Bureau of Statistics, feedback from local operators, information from local Visitor Centres, data from local councils etc.

Methodology and definition changes are made to both the IVS and the NVS from time to time. As such, estimates in this factsheet are not comparable to previous factsheets. For further information, see [NVS Methodology](#) or [IVS Methodology](#) on Tourism Research Australia's website and the [Changing Visitor Spend](#) factsheet on Tourism WA's website.

## Sample Size

Market	2019	2020	2021	2022	2023
Intrastate	91	113	139	80	66
Interstate	24	1	13	16	13
Domestic	115	114	152	96	79
International	416	81	0	1,703	165

Note: Data has not been provided where the Sample Size is less than 40

## Definitions

**Domestic Visitors (Intrastate):** Australian residents aged 15 years and over who spent at least one night at a place at least 40km from their home. Note, intra-regional travel is included, i.e. the home and stay may fall within the same region.

**Domestic Visitors (Interstate):** Australian residents aged 15 years and over who spent at least one night at a place at least 40km from their home.

**International Visitors:** International visitors aged 15 years and over who spent at least one night in the Region and are staying in Australia for 12 months or less.

## Source

Tourism Research Australia, International and National Visitor Surveys, 2023.  
Local Government Areas included to make up Gascoyne Region: Shire of Carnarvon, Shire of Exmouth, Shire of Shark Bay, Shire of Upper Gascoyne