

# HOW TO PRINT CAPS, MASKS & MORE

---

Using Your Cap Press



# LET'S START WITH A CAP PRESS

---



Hotronix 360 IQ  
\$1495



Hotronix Auto Open  
\$900



Maxx  
\$750

# BENEFITS



- Bottom heat for patches
- Rounded platen- prevents pinch
- Limited print height 2.25"
- IQ Tracks Production



- Larger platen
- Interchangeable platens available
- Auto Open



- Larger platen
- Interchangeable platens available



# TIP 1

## CHOOSING YOUR TRANSFER TYPE

---

- Best product is based on the cap material
  - 1-2 colors on cotton and poly/cotton - Goof Proof
  - 1-2 colors on polyester - Elasti Prints
  - 3+ or full color - UltraColor Soft



## TIP 2 USE THE RIGHT PLATEN



- 2¾" x 6½" - Low-profile caps (All Star Cap Platen)
- 3" x 5¾" - Low-crown caps (Rookie Cap Platen)
- 4" x 6½" - Full-crown ball caps (Slugger Cap Platen)
- 4" x 8" - Oversized caps (Champ Cap Platen)





## TIP 3 5 PANEL VS 6 PANEL

---



## TIP 4 STRUCTURED VS UNSTRUCTURED


---



## TIP 5 KEEP IT TIGHT

---

- The area you are printing should fit tightly against the platen
- Lock the clip
- Some adjustments by hand may need to be made with structured caps



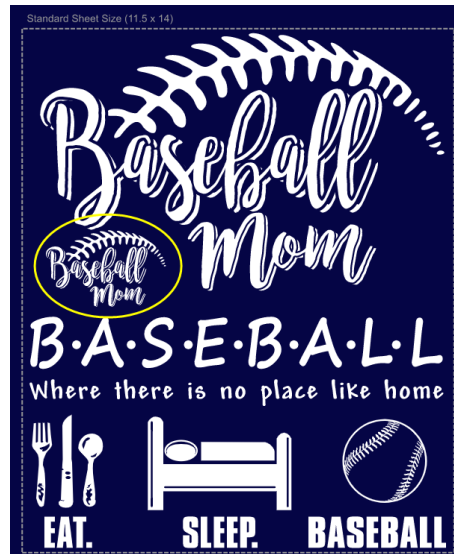




## PRINTING MASKS

---





### Tips

- Use extra space on your sheet to add a cap/mask print
- Decide where on the mask you will print: center or side, considering pleats
- Best size about 2" tall



# BEANIES

---

Choose polyester or poly/cotton blends





## SLEEVES/SHORTS

---

- Easy to thread
- Size is perfect





# SHIRT TAGS







## THEY'RE BACK... PRINTING FANNY PACKS (NOW WAIST PACKS OR HIP PACKS)

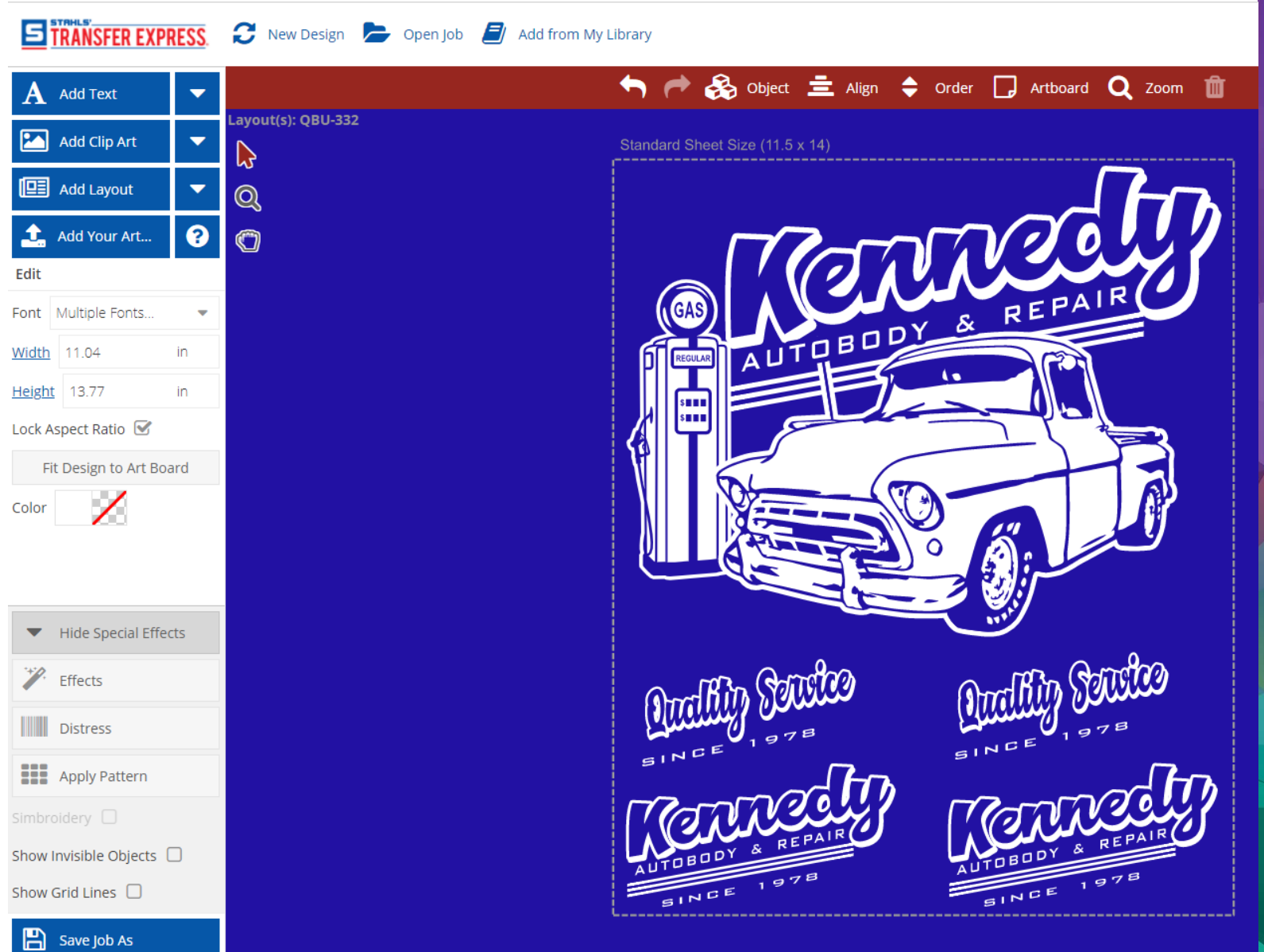
---





# CREATING YOUR ART

- Submit your own art or use ours to create art in Easy View
- Add cap prints to every sheet
- Or if you have a cap order, fill the sheet with the same or different designs



# Thank you for attending

Do you have more questions?

Stay in touch. **We're here to help you grow your business!**

- Read and Subscribe to our Blog - [blog.transferexpress.com/](http://blog.transferexpress.com/)
- Watch our videos and previous webinars – [TransferExpress.com/Webinars](http://TransferExpress.com/Webinars)
- Visit our website: [TransferExpress.com](http://TransferExpress.com)
- Visit us at Trade Shows
- Connect with Us on Social Media
- Watch us on YouTube

Contact us:

- Phone: 1-800-622-2280
- Email us – [info@transferexpress.com](mailto:info@transferexpress.com)