

NOTE [1] APPLY COVERS AND TORQUE TO ENSURE IP69K/ NEMA4X.
 NOTE [2] PROJECT SPECIFIC

CABLE RING COLOR CODE TABLE

CODE	COLOR	COMPONENT
WH	WHITE	TURCK ENCODER
GN	GREEN	SICK ENCODER
BK	BLACK	PHOTOEYES
BU	BLUE	POP UP VALVE
YE	YELLOW	AIM VALVE
RD	RED	VALVE BLOCK
GY	GREY	POWER
L-GN	LIGHT GREEN	NETWORK

www.intralox.com/isccam



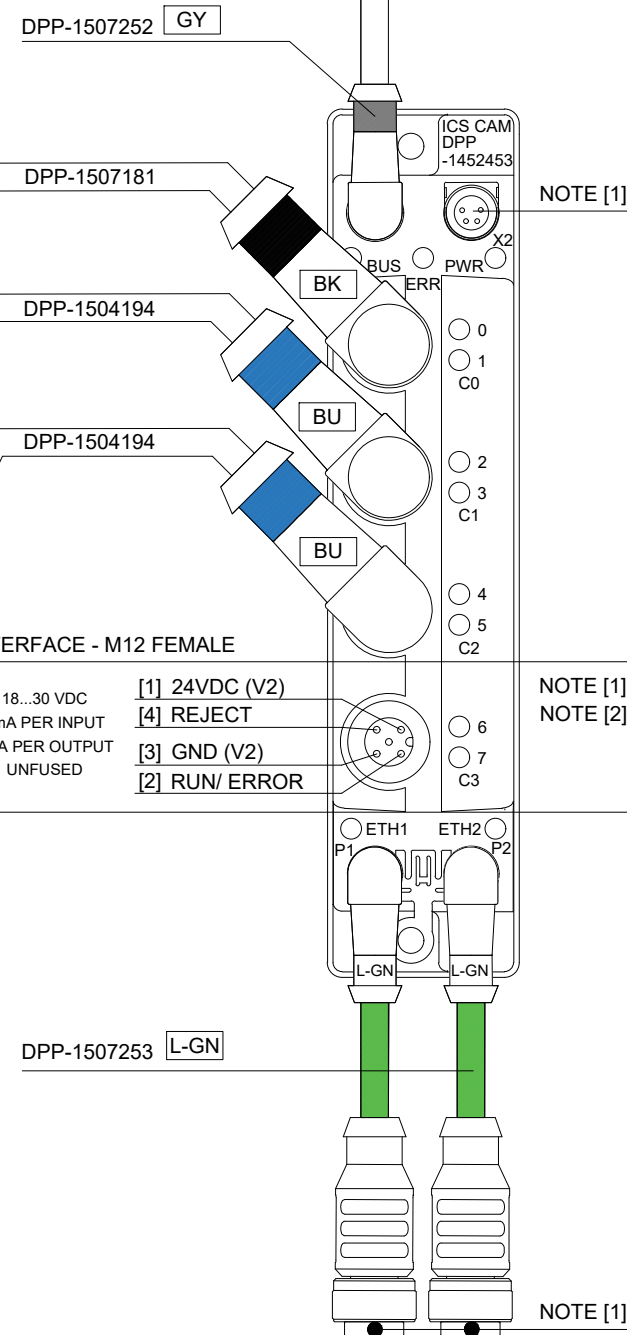
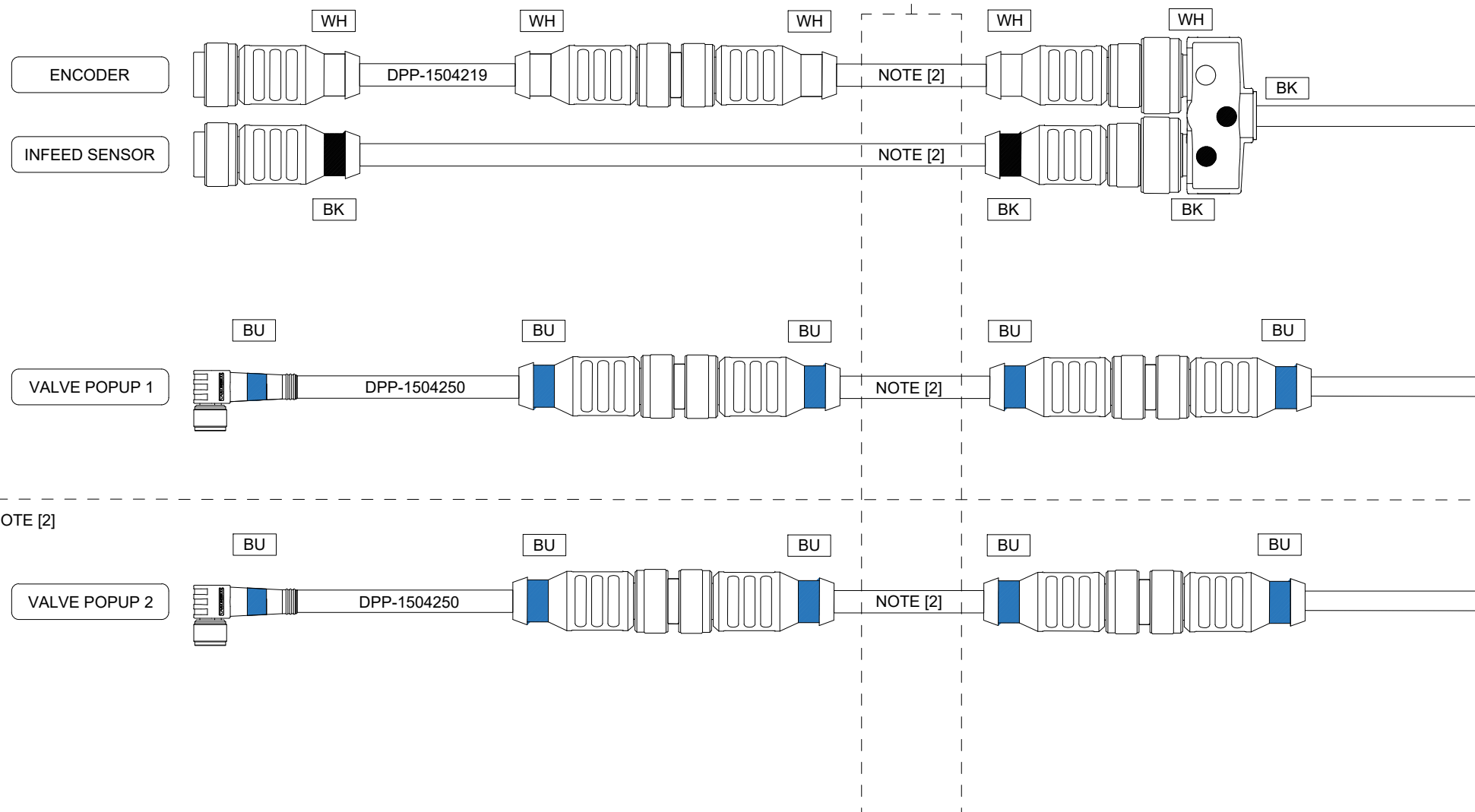
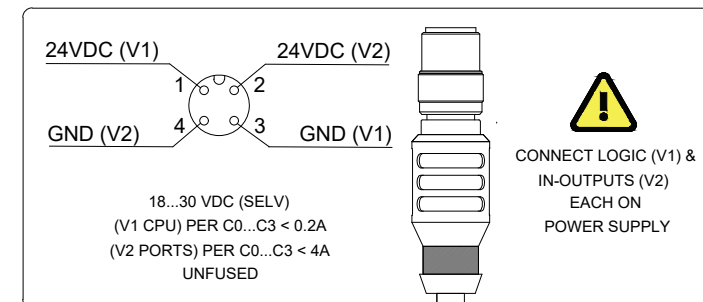
REQUIRED TORQUE

M8	M12
0.5Nm	0.9Nm

ISC CAM - EXTENSION CABLE CONFIGURATION TABLE

LENGTH		TURCK ENCODER RING WHITE	SENSORS RING BLACK	SINGLE VALVE RING BLUE
FEET	METER			
1.5ft	0.50m	DPP-1503121	DPP-1503279	DPP-1503100
3ft	1.00m	DPP-1503122	DPP-1503280	DPP-1503101
4.5ft	1.50m	DPP-1503123	DPP-1503281	DPP-1503102
6ft	2.00m	DPP-1503124	DPP-1503282	DPP-1503103
7.5ft	2.50m	DPP-1503125	DPP-1503283	DPP-1503104
9ft	3.00m	DPP-1503126	DPP-1503284	DPP-1503105
10.5ft	3.50m	DPP-1503127	DPP-1503285	DPP-1503106
13ft	4.00m	DPP-1503128	DPP-1503286	DPP-1503107
14.5ft	4.50m	DPP-1503129	DPP-1503287	DPP-1503108
16ft	5.00m	DPP-1503133	DPP-1503288	DPP-1503109

24VDC POWER CONNECTION - M12 MALE



TECHNICAL SERVICE REGIONAL CONTACT
 CUSTOMERSERVICE@INTRALOX.COM

REGION	LOCAL NUMBER
USA:	800-535-8848
BRAZIL:	0800-774-4325
EUROPE:	0800-022-9757
APAC:	4008-423-469

INTERPRET DRAWING DESIGNATIONS IAW IEC 81346-2
 INTERPRET DIMENSIONS & TOLERANCES IN ACCORDANCE WITH ISO 129-1
 UNLESS OTHERWISE SPECIFIED DIMENSION ARE MILLIMETERS
 TOLERANCE: ±3mm

THIS DRAWING IS THE PROPERTY OF INTRALOX, LLC. THE DESIGNS, CONCEPTS AND FEATURES DEPICTED OR DESCRIBED HEREIN ARE THE EXCLUSIVE PROPERTY OF INTRALOX, LLC. AND MAY NOT BE USED, REPRODUCED OR TRANSFERRED WITHOUT EXPRESS WRITTEN PERMISSION FROM INTRALOX, LLC.



SUPPLIED VOLTAGE:	24VDC
SUPPLIED FREQUENCY:	-
CONTROL VOLTAGE:	24VDC
POWER CONSUMPTION:	48 WATT
SUPPLIED PHASE:	-
PRE-FUSED:	-
CONTROL CURRENT:	2A
SHORT CIRCUIT CURRENT:	-

INTRALOX SCHEMATIC NUMBER: DPP-1436996
 PROJECT TITLE: ISC CAM INSTALLATION E-SCHEMATICS

DRAWING DESCRIPTION: DARB TECHNOLOGY WITH TUCK ENCODER 1 OR 2 POPUPS

REV:	STATUS:
DATE:	PLM CONVERTED
11/29/21	SIZE: A3
INSTALLATION-LOCATION:	
DRAWING NUMBER:	101
SHEET:	TOTAL SHEETS:
1	5