

The background of the entire page is a close-up, slightly blurred photograph of several thick, insulated wires in various colors including blue, yellow, red, green, and black. The wires are arranged in a crisscrossing pattern, creating a sense of depth and texture.

# **TEXCAN**

**A Sonepar Company**

# **COMPONENT WIRE CATALOGUE**

# Wire & Cable Specialists

## Our Commitment

Our commitment to our customers is simple - **we deliver even when others can't.**

As one of Canada's largest wire, cable and data communication distributors for over 40 years, Texcan supplies solutions for automotive, power distribution, control, industrial automation, commercial, residential, premise wiring and networking applications. Our commitment to superior customer service is the number one reason customers keep coming back.

Our parent company, Sonepar, is a major global electrical distributor, with divisions in 44 countries, 5 continents, over 46,000 associates and 2,800 branches.

## Dedicated to Our Customers

Texcan understands that business is done between people. We consider a job finished when the customer is completely satisfied. This approach highlights our commitment to quality and our high level of customer service. This winning combination focuses on a personalized approach to our customers.

## Product Expertise and Specialized Services

Texcan has five stocking locations in Western Canada. With over 200 employees, Texcan is able to provide product application expertise,

specialized technical assistance and superior sales service to meet our customers' needs.

We constantly strive to bring value to our customers. We provide:

- An extensive range of stock wire products
- Computerized order processing
- Regionalized bar coded warehousing
- Competitive pricing
- Inventory tracking technology
- JIT inventory

## Strategic Partnerships

Texcan has worked hard to develop partnerships with customers and vendors and continues to be committed to developing such strategic alliances. These partnerships provide Texcan with a successful and proven record with some of the largest customers in the pulp and paper, mining, petrochemical, transportation, and communication industries.

Thanks to our relationships with key vendors such as: Prysmian Group, Southwire, Belden, Nexans, Northern Cables, Deca Cables, Marmon Electrical, CMP, and PTI Cables Inc., Texcan is able to offer its customers a diverse selection of quality products. We are confident we can continue to be your successful partner now and in the future.

## Over 40 Years of Service



# Table of Contents

	Page No.
Component Wire	4
Standard Design Features	5
LVT 30V	6
Speaker Wire	7
SIS 600V	8
TEW 600V	9
TR-64 300V	10
TFN 600V	11
SEW & SEWF 600V	12
ZSW 300V	13
Technical Information - Metric Conversions	14

**To Place an Order** - For many of the products in the catalogue, you will find everything that you need to place an order. Should you need any assistance or require special orders, please contact your sales representative. A complete list of our sales offices can be found on the back cover of this catalogue.

## Introduction

Component wires are available in a multitude of colors, temperatures, AWG sizes and conductor counts. They are CSA approved and incorporate bare or tinned copper conductors, in both solid or stranded construction. They have PVC jackets, silicone rubber insulation, and a fiberglass braid to meet high temperature requests.

Texcan offers a wide variety of Component Wires. Please contact your Texcan representative for more information on specific constructions or product offerings.

## Applications

Component wires are used in an array of different applications ranging from 30 volt to 600 volt or from -20°C C to 200°C.

LVT or low voltage thermoplastic cables are FT4 rated and are used for thermostat controls, door bells, security systems that do not exceed 30 volts.

TEW or thermoplastic equipment wires are used in machine tool wiring (MTW) or any appliance wire material installation.

Typically used in commercial, industrial and original equipment manufacturer (O.E.M.) applications, Component Wire has a wide variety of uses.



## Specifications

- CSA FT1, FT2, FT4 & FT5
- CSA 22.2 No.16
- CSA 22.2 No.35
- CSA 22.2 No.127
- CSA AWM 1
- Vertical Wire Flame Tests
- RoHS
- ASTM - B-174
- UL 1015, 3195, 3196, 3320

\*Refer to CE Code for details

### CAUTION NOTICE

In case of fire, well maintained early warning smoke detectors will give an alarm long before non-metallic coverings become combustible. However, the Electrical and Electronic Manufacturers Association of Canada has suggested that all purchasers of PVC insulated / jacketed products be advised of the following:

- Non-metallic coverings of electrical cables can burn and may transmit fire when ignited.
- Burning non-metallic coverings may emit acid gases which are toxic and may generate dense smoke.
- Emission of acid gases may corrode metal in the vicinity e.g. sensitive instruments and reinforcing rods in cement.

The installer and/or user assumes all liability for the consequences of the installation and/or use of any of the products in violation of any applicable law, regulation, or code.

## Component Wire

Texcan's Component wires have a wide array of constructions. Below is a list of the standard constructions, however please contact your Texcan sales representative for specific information on the Component Wire that you require.

**LVT** – CSA FT4 approved. Solid bare copper conductor with Polyvinyl Chloride (PVC) insulation. Various coloured outer jackets and an FT6 approved option available upon request.

**Speaker Wire** – CSA FT1 approved. One conductor bare copper and one conductor tinned copper with a parallel construction and Polyvinyl Chloride (PVC) insulation.

**SIS** – CSA FT1 and FT5 approved. Stranded copper conductor with Cross-linked Polyethylene (XLPE) insulation. Various coloured outer jackets, as well as tinned and bare copper conductors, available upon request.

**TEW** – CSA FT1 approved. Stranded bare copper conductor with Polyvinyl Chloride (PVC) insulation. Various coloured outer jackets and striping, as well as tinned copper conductors, available upon request.

**TR-64** – CSA FT5 approved. Stranded tinned copper conductor with Polyvinyl Chloride (PVC) insulation. Various coloured outer jackets available upon request.

**TFN** – CSA FT5 approved. Bare copper conductor with Polyvinyl Chloride (PVC) insulation. Various coloured outer jackets available upon request.



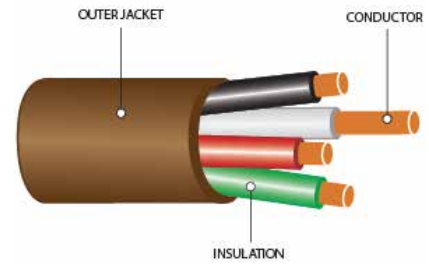
**SEW** – CSA approved. Flexible stranded tinned, annealed copper 200°C conductor and a silicone rubber insulation with a fiberglass braid jacket applied over top, treated with a high temperature lacquer finish. Various coloured outer jackets available upon request.

**SEWF** – CSA approved. Flexible stranded tinned, annealed copper 150°C conductor and a silicone rubber insulation with a fiberglass braid jacket applied over top, treated with a high temperature lacquer finish. Various coloured outer jackets available upon request.

**ZSW** – CSA FT4 approved. Solid bare copper conductor with Polyvinyl Chloride (PVC) insulation. Various coloured outer jackets and an FT6 approved option available upon request.

## LVT Wire 30V

PVC



### SPECIFICATIONS

- CSA FT4
- RoHS

\*Refer to CE Code for details



### CONSTRUCTION

**Conductor:** Solid bare copper

**Insulation:** Polyvinyl Chloride (PVC)

**Conductor Temperature:** -20°C to +60°C

**Options:** Other coloured outer jackets and FT6 rating available upon request

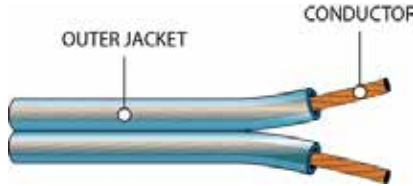
Part Number	No. of Cond.	AWG Size		Insulation Thickness		Approximate Diameter		Net Weight	
		Cond.	Stranding	in.	mm	in.	mm.	LB/ MFT	KG/KM
26303-02-024	2	18	Solid	0.015	0.381	0.203	5.156	22	33
26303-03-024	3	18	Solid	0.015	0.381	0.214	5.436	31	46
26303-04-084	4	18	Solid	0.015	0.381	0.232	5.893	38	57
26303-05-024	5	18	Solid	0.015	0.381	0.243	6.172	47	70
26303-06-084	6	18	Solid	0.015	0.381	0.261	6.629	55	82
26303-08-084	8	18	Solid	0.015	0.381	0.292	7.417	69	103
26303-10-084	10	18	Solid	0.015	0.381	0.320	8.128	85	126
26303-12-084	12	18	Solid	0.015	0.381	0.344	8.738	100	149
26304-02-080	2	16	Solid	0.015	0.381	0.224	5.690	30	45
26304-04-080	4	16	Solid	0.015	0.381	0.258	6.553	55	82

Note: All dimensions are nominal and are subject to normal manufacturing tolerance.  
Specifications are subject to change without prior notice.

\* Refer to CEC for Ampacity.

## Speaker Wire

PVC



### SPECIFICATIONS

- CSA FT1
- RoHS

\*Refer to CE Code for details



### CONSTRUCTION

**Conductor:** One conductor bare copper and one conductor tinned copper- parallel construction  
**Insulation:** Polyvinyl Chloride (PVC)  
**Options:** Other coloured outer jackets and FT4 rating available upon request

Part Number	No. of Cond.	AWG Size		Insulation Thickness		Approximate Diameter	Net Weight	
		Cond.	Stranding	in.	mm		LB/ MFT	KG/KM
01052-04-040	2	18	16 x 30	0.025	0.635	0.109 x 0.214	21	31
01052-05-040	2	16	26 x 30	0.025	0.635	0.124 x 0.242	25	37
01052-06-040	2	14	41 x 30	0.025	0.635	0.129 x 0.248	19	28
01052-07-041	2	12	65 x 30	0.030	0.635	0.166 x 0.356	31	46

Note: All dimensions are nominal and are subject to normal manufacturing tolerance. Specifications are subject to change without prior notice.

\* Refer to CEC for Ampacity.

**SIS 600V**

XLPE

**SPECIFICATIONS**

- CSA FT1 & FT5
- CSA 22.2 No.127

RoHS

\*Refer to CE Code for details



**CONSTRUCTION**

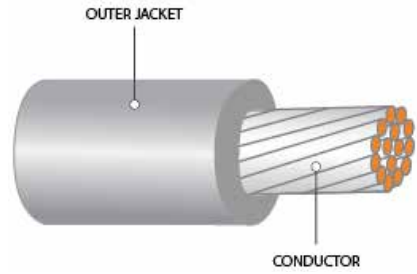
**Conductor:** Stranded copper

**Insulation:** Cross-linked Polyethylene (XLPE)

**Conductor Temperature:** 90°C

**Options:** Tinned and bare conductors available upon request

Other coloured outer jackets available upon request



Part Number	No. of Cond.	AWG Size		Insulation Thickness		Approximate Diameter		Net Weight	
		Cond.	Stranding	in.	mm	in.	mm.	LB/ MFT	KG/KM
17004-02-090	1	16	26	0.031	0.787	0.125	3.175	12	18
17004-03-050	1	14	41	0.030	0.760	0.136	3.450	19	29
17004-04-010	1	12	65	0.030	0.760	0.158	4.010	28	42
17004-05-010	1	10	104	0.030	0.760	0.183	4.650	42	63

Note: All dimensions are nominal and are subject to normal manufacturing tolerance.  
Specifications are subject to change without prior notice.

\* Refer to CEC for Ampacity.



## TEW 600V

PVC

### SPECIFICATIONS

- CSA FT1
- UL 1015
- Vertical Wire Flame Test

\*Refer to CE Code for details



### CONSTRUCTION

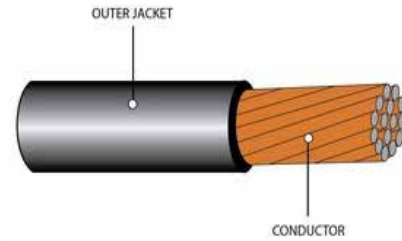
**Conductor:** Stranded bare copper

**Insulation:** Polyvinyl Chloride (PVC)

**Conductor Temperature:** -20°C to +105°C

**Options:** Other coloured outer jackets and striping available upon request

Tinned copper conductor available upon request



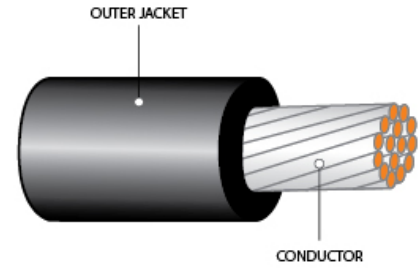
Part Number	No. of Cond.	AWG Size		Insulation Thickness		Approximate Diameter		Net Weight	
		Cond.	Stranding	in.	mm	in.	mm.	LB/ MFT	KG/KM
10002-02-010	1	22	7 x 30	0.030	0.762	0.092	2.337	6	9
10005-03-010	1	20	10 x 30	0.030	0.762	0.100	2.540	7	10
10005-04-010	1	18	16 x 30	0.030	0.762	0.109	2.769	10	15
10005-05-010	1	16	26 x 30	0.030	0.762	0.121	3.073	14	21
10005-06-010	1	14	41 x 30	0.030	0.762	0.136	3.454	19	28
10005-07-010	1	12	65 x 30	0.030	0.762	0.156	3.962	27	40
10005-08-010	1	10	104 x 30	0.030	0.762	0.181	4.597	43	64
10005-10-010	1	8	168 x 30	0.030	0.762	0.243	6.172	68	101

Note: All dimensions are nominal and are subject to normal manufacturing tolerance.  
Specifications are subject to change without prior notice.

\* Refer to CEC for Ampacity.

## TR-64 300V

PVC



### SPECIFICATIONS

- CSA FT1
- CSA 22.2 No.16
- RoHS

\*Refer to CE Code for details



### CONSTRUCTION

**Conductor:** Stranded tinned copper

**Insulation:** Polyvinyl Chloride (PVC)

**Conductor Temperature:** 90°C

**Options:** Other coloured outer jackets available upon request

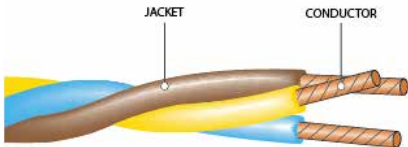
Part Number	No. of Cond.	AWG Size		Insulation Thickness		Approximate Diameter		Net Weight	
		Cond.	Stranding	in.	mm	in.	mm.	LB/ MFT	KG/KM
10040-05-010	1	22	7	0.015	0.380	0.063	1.600	3	5
10040-10-010	1	20	10	0.015	0.380	0.067	1.700	5	7
10040-14-010	1	18	16	0.015	0.380	0.079	2.010	7	10
10040-15-010	1	16	26	0.015	0.380	0.090	2.290	10	15
10040-16-010	1	14	41	0.015	0.380	0.107	2.720	15	23

Note: All dimensions are nominal and are subject to normal manufacturing tolerance.  
Specifications are subject to change without prior notice.

\* Refer to CEC for Ampacity.

**TFN 600V**

PVC



**SPECIFICATIONS**

- CSA FT
  - RoHS
- \*Refer to CE Code for details



**CONSTRUCTION**

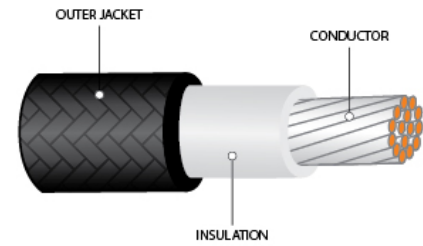
- Conductor:** Bare copper
- Insulation:** Polyvinyl Chloride (PVC)
- Conductor Temperature:** 105°C
- Options:** Other coloured outer jackets available upon request

Part Number	No. of Cond.	AWG Size		Insulation Thickness		Approximate Diameter		Net Weight	
		Cond.	Stranding	in.	mm	in.	mm.	LB/ MFT	KG/KM
10045-18-013	2	18	Solid	0.015	0.381	0.135	3.429	15	22
10045-19-347	3	18	Solid	0.015	0.381	0.180	4.572	23	34

Note: All dimensions are nominal and are subject to normal manufacturing tolerance. Specifications are subject to change without prior notice.


\* Refer to CEC for Ampacity.

**SEW 600V**  
Silicone Rubber



**SPECIFICATIONS**

- CSA approved
- CSA AWM 1
- RoHS


\*Refer to CE Code for details  


**CONSTRUCTION**

**Conductor:** Flexible stranded tinned, annealed copper  
**Insulation:** Silicone rubber with a fiberglass braid jacket applied over top, treated with a high temperature lacquer finish.  
**Conductor Temperature:** 200°C  
**Options:** Other coloured outer jackets available upon request

Part Number	No. of Cond.	AWG Size		Insulation Thickness		Approximate Diameter		Net Weight	
		Cond.	Stranding	in.	mm	in.	mm.	LB/ MFT	KG/KM
17042-11-010	1	14	1 x 14	0.030	0.762	0.150	3.810	22	33
17042-12-010	1	12	1 x 12	0.030	0.762	0.170	4.318	32	48
17042-13-010	1	10	1 x 10	0.045	1.143	0.230	5.842	54	80
17042-14-010	1	8	54 x 25	0.060	1.524	0.305	7.747	93	138
17042-14-011	1	8	19 x 21	0.060	1.524	0.305	7.747	93	138

**SEWF 600V**  
Silicone Rubber



**SPECIFICATIONS**

- CSA approved
  - CSA AWM 1
- \*Refer to CE Code for details



**CONSTRUCTION**

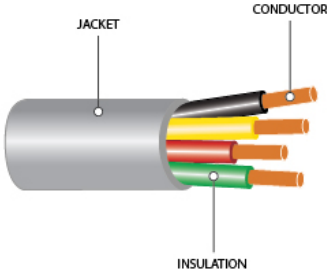
**Conductor:** Flexible stranded tinned, annealed copper  
**Insulation:** Silicone rubber with a fiberglass braid jacket applied over top, treated with a high temperature lacquer finish.  
**Conductor Temperature:** 150°C  
**Options:** Other twisted colours available upon request

Part Number	No. of Cond.	AWG Size		Insulation Thickness		Approximate Diameter		Net Weight	
		Cond.	Stranding	in.	mm	in.	mm.	LB/ MFT	KG/KM
17045-05-010	1	14	41/.0100	0.030	0.762	0.150	3.810	22	33
17045-08-020	1	8	133/.0111	0.060	1.524	0.305	7.747	93	138

Note: All dimensions are nominal and are subject to normal manufacturing tolerance. Specifications are subject to change without prior notice.

\* Refer to CEC for Ampacity.

## ZSW 300V PVC



### SPECIFICATIONS

- CSA FT4
- CSA 22.2 No.35
- Vertical Wire Flame Test

\*Refer to CE Code for details



### CONSTRUCTION

- Conductor:** Solid bare copper
- Insulation:** Polyvinyl Chloride (PVC)
- Conductor Temperature:** -20°C to +60° C
- Options:** Other coloured outer jackets and FT6 rating available upon request

Part Number	No. of Cond.	AWG Size		Insulation Thickness		Approximate Diameter		Net Weight	
		Cond.	Stranding	in.	mm	in.	mm.	LB/ MFT	KG/KM
13008-02-093	3	22	Solid	0.008	0.203	0.120	3.048	11	16
13008-03-023	4	22	Solid	0.008	0.203	0.131	3.327	14	21
13008-05-024	6	22	Solid	0.008	0.203	0.162	4.115	24	36
13008-07-024	8	22	Solid	0.008	0.203	0.179	4.547	30	45

Note: All dimensions are nominal and are subject to normal manufacturing tolerance. Specifications are subject to change without prior notice.

\* Refer to CEC for Ampacity.

ZSW 300V

## AWG to Metric Conversion Chart

AWG	mm <sup>2</sup>	AWG	mm <sup>2</sup>	AWG	mm <sup>2</sup>	AWG	mm <sup>2</sup>
28	0.08	14	2.08	2	33.63	300	152.01
26	0.13	12	3.31	1	42.41	350	177.35
24	0.20	10	5.26	1/0	53.51	400	202.68
22	0.32	8	8.37	2/0	67.44	500	253.35
20	0.52	6	13.30	3/0	85.03	600	304.02
18	0.82	4	21.15	4/0	107.22	750	380.03
16	1.31	3	26.66	250	126.68	1000	506.71

## Length Conversions

From	To	Multiply By	From	To	Multiply By
Kilometers	Miles	0.06214	Miles	Kilometers	1.6093
Meters	Feet	3.2808	Yards	Meters	0.9144
Meters	Inches	39.3701	Feet	Meters	0.3048
Meters	Yards	1.0936	Feet	Centimeters	30.48
Centimeters	Inches	0.3937	Inches	Meters	0.0254
Centimeters	Feet	0.03281	Inches	Centimeters	2.54
Millimeters	Inches	0.03937	Inches	Millimeters	25.4
Millimeters	Mils	39.3701	Inches	Mils	1000.0
Mils	Inches	0.001	Mils	Millimeters	0.0254

## Mass Conversions

From	To	Multiply By	From	To	Multiply By
Kilograms	Pounds	2.205	Pounds	Kilograms	0.4535
Kilograms	Short Tons	0.0011	Short Tons	Kilograms	907.1848
Grams	Grains	15.4323	Grains	Grams	0.0647
Grams	Ounces	0.0352	Ounces	Grams	28.3495

## Length & Mass Conversions

From	To	Multiply By
KG/KM	LBS/MFT	0.6719
LBS/MFT	KG/KM	1.488

## Temperature Conversions

From	To	Multiply By
Celsius	Fahrenheit	(°C x 9/5) + 32
Fahrenheit	Celsius	(°F - 32) x 5/9

# Our Value Added Services

## Cable Management Program

- Competitive contract pricing
- Customer specified tagging requirements
- Customer specified reel sizes
- Custom cut lengths
- Long lengths capability
- Timely product releases  
(reduces on-site storage space and costs)
- Product on-site scheduling
- Custom packing slips
- Bar coded product labels
- Weatherproof reel tags
- Expediting and progress reports

## Specialized Technical Assistance

- Technical expertise on cable applications, installation procedures, ampacities, bending radii, terminations and cable selection

## Customized Cable Solutions

- Special constructions built to customer specifications when requested

## International Export Services

- Specialized export services, packaging, labeling, freight consolidation, customs advisory services and adherence to Incoterms 2010

## Paralleling

- Offers a contractor a significant installation advantage in a single reel containing multiple phase conductors

## Lagging

- A safe method of protecting cables that must be transported through rough terrain involving 2" x 4" lumber 'lags' which are fastened across the flanges encasing the cable reel

## Pulling Eyes and Bolts

- A pulling line can be attached to the cable when requested to aid in the installation of cables into conduit, tray or duct

## Just-In-Time (JIT)

- Just-in-time shipments to job sites across North America through our network of distribution warehouses
- Our stocking, cutting and shipment expertise ensure that your wire and cable requirements are satisfied and project delays eliminated

## After Hours, Emergency Service

- We understand that our customers' needs don't always fall within the course of a normal business day, therefore we provide 24/7 service

Quality Service is Our  
Source of Pride

# Largest Stocked Inventory in Western Canada

## Building Wire

- AC90 Armoured Cables
- Fire Alarm Cables
- ACWU Armoured Cables
- NMD90 / NMWU90 Cables
- Solid / Stranded Bare Copper
- RA90 / Armoured Cables CU / AL
- SIMpull Solutions®
- RW90 / RWU 90 CU / AL
- T90 CU / TW75 / TWH / TWU
- LVT

## Connectors

- Armoured Cable Connectors
- Explosion-proof Connectors
- Strain Reliefs Metal & Nylon
- High Voltage Termination Kit
- Tray Cable Connectors

## Control Cables

- Multiconductor
  - Armoured / Unarmoured
- Portable Control Cables
- Shielded Control Cables
- Custom Bundling / Armouring

## Communication

- Computer Cables
- Inside / Outside Plant Wires
- Telephone Cables
- Plenum Cables
- Direct Burial

## Data Cables

- Category 5E, 6, 6A, 7 Rated Cables
- Co-Axial / Twin-Axial Cables
- Ethernet Cables
- Network Cables
- Patch Cords (Copper / Fiber Optic)
- Armoured Data Cables

## Electronic Cables

- Armoured Cables
- Audio / Visual Cables
- Broadcast Cables
- Low Capacitance Wires
- Plenum Wires
- Precision Video Wires
- Industrial Automation Cables
- Belden® Classics & NewGen

## Fiber Optic Cables

- SM / MM
- Loose Tube, Tight Buffer
- Indoor / Outdoor / Riser / ADSS

- Armoured / Non-Armoured
- Hybrid Fiber
- Specialty XPRLTM / RLTM

## Instrumentation Cables

- Armoured / Unarmoured
  - Interlocked Steel / Aluminum
- Multiconductor / Pairs / Triads
- Shielded / Unshielded

## Marine Cables

- Boat Cables
- Shipboard Cables
- Offshore Rig / Marine Cables

## Mining Cables

- Blasting Wires
- Mine Power Feeder Cables
- Portable Power Cables
  - Type W, G, GGC, SHDGC (2KV - 35 KV)
- Trailing Cables
- Cable Assemblies
- Vertical Riser Cables

## Portable Cords

- High Temperature Cables
- Ultraflex™ Low Temperature Cords
- Ultraflex™ Extension Cords
- Retractable Cords
- Type: SJ00W, SO0W, SJTOW, STOW
- Welding Cables
- Stage Lighting
- Landscape Lighting
- Multiconductor

## Power Cables

- ACSR / AAC Linewire
- High Voltage Power Cables
- Overhead Service (NS75 / NS90)
  - Duplex, Triplex, Quadruplex
- Underground Service
  - USEI, USEB
- TECK 90 HL Cables (600V - 35KV)
- Tray Cables
  - Power and Control
- Underground Distribution
- Airguard™

## Specialty Wire / Products

- Coil Lead Wires
- European Cables (CE & VDE approved)
- 2HR Fire Rated
- VITALink® Fire Resistive
- Teflon® Insulated Wires
- SIS Switchboard Wires

- TEW Equipment Wires
- TR64
- Low Smoke Zero Halogen Cables
- Milspec Hookup Wires
- Tracer Wires
- Utility Hydro Cables
- Split Loom
- Automotive Cables
- Variable Frequency Drive (VFD) Cables
- Thermocouple Wires
- Heat Trace Cables
- Grounding Cables

## Specialty Cords / Cables

- Extra Flexible Portable Cables
- Parallel Conductor Cords
- Small Diameter Flexible Control (SDN)
- Traffic Signal Cables CLMTO / IMSA
- Trailer Cables
- Airport Lighting Cables
- Battery Cables
- Diesel Locomotive Cables
- Reeling Cables
- Pendant Cables / Festoon

## Custom-Built Cables

- Made to Customer Specifications

## Accessories

- Hardware, Lugs, Cable Ties
- 3M Accessories

## SIMPull Solutions®

- Maxis® 6K Tugger
- Maxis® 3K Tugger
- Maxis® Grips™
- QWIKrope®
- Swivel
- SIMpull™ REEL
- SIMpull HEAD®
- SIMpull® Flange
- SIMpull™ Cradle
- GRIPit™
- A Frame

## VALUE ADDED SERVICES

- Cable Management Program
- Specialized Technical Assistance
- 24/7 Emergency Shipping Service
- International Export Services
- Custom Cables / Printing / Cutting
- Paralleling / Lagging / Tagging
- Bundling / Armouring
- Bar Coding and Inventory Tracking
- State-of-the-Art Distribution Centre



### VANCOUVER

Call 1.800.665.1025  
10449 120th Street  
Surrey, BC V3V 4G4  
Tel: 604.528.3600  
Fax: 604.528.3790

### EDMONTON

Call 1.800.252.7545  
11330 189 Street NW  
Edmonton, AB T5S 2V6  
Tel: 780.944.9331  
Fax: 780.486.3182

### CALGARY

Call 1.855.717.3900  
#105-10710 25th Street NE  
Calgary, AB T3N 0A1  
Tel: 403.717.3900  
Fax: 403.717.3910

### SASKATOON

Call 1.855.385.3800  
3403 Faithfull Avenue  
Saskatoon, SK S7K 8H6  
Tel: 306.385.3800  
Fax: 306.385.3810

### WINNIPEG

Call 1.800.665.2491  
25 Meridian Drive  
Winnipeg, MB R2R 1J4  
Tel: 204.982.9290  
Fax: 204.661.8459