



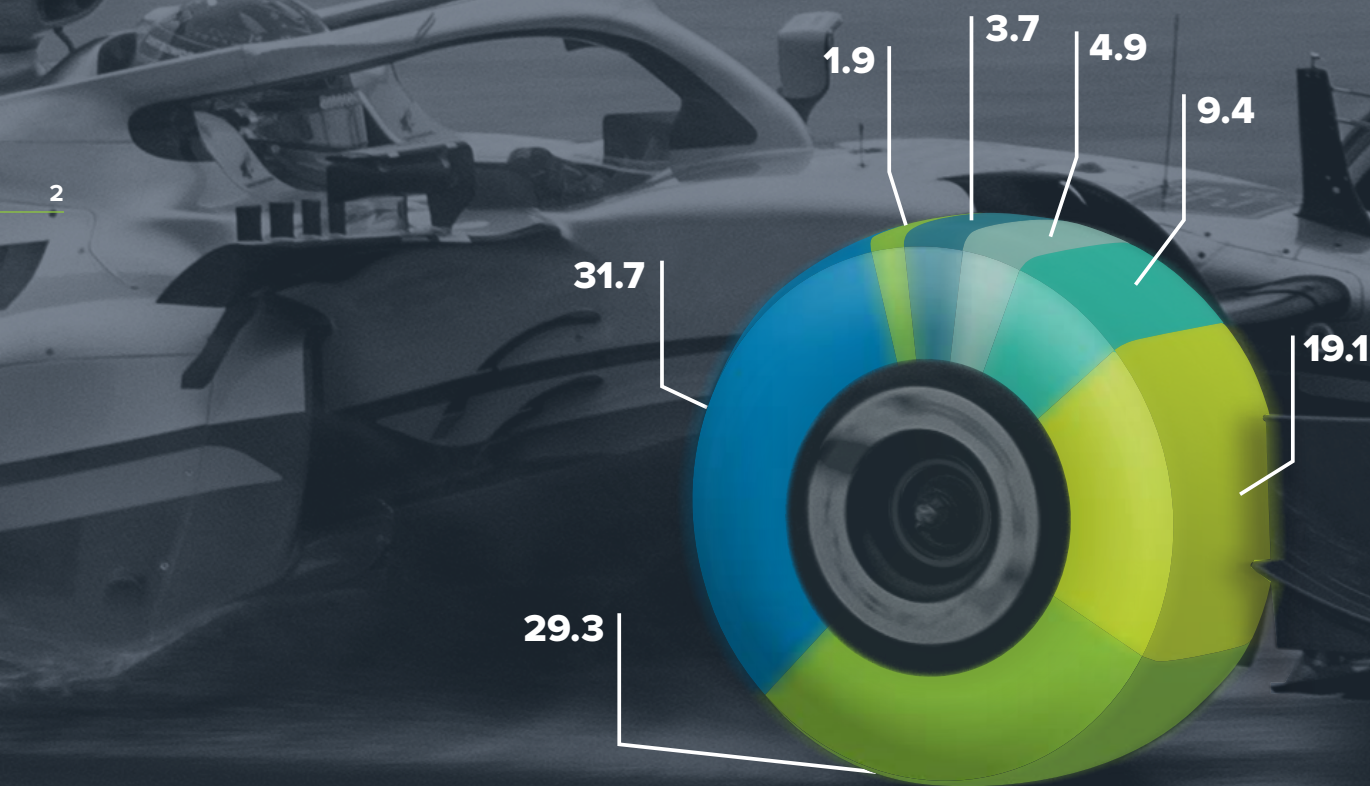
datadiscovery



MGMA

Accelerate your healthcare insights with data analytics

Backed by artificial intelligence and machine learning, view your collected data in a straightforward dashboard. Receive actionable steps to increase revenue and cut costs with prescriptive analytics.





**Perfectly linking our
demonstrated legacy of
healthcare data solutions with next
generation intelligent analytics,
please meet our latest innovation:
MGMA DataDiscovery.**

Designed by revenue cycle experts and practice leaders, DataDiscovery provides an interactive dashboard to quickly visualize areas of high performance and areas that need immediate attention. Advanced analytics will bring your medical practice into the modern age.



Imagine receiving real-time alerts when your KPIs trend outside the norms, ensuring efforts are focused in the most effective ways, and pivoting from revenue cycle data to operational workflow data all in the same dashboard. Quickly have answers to questions such as:



Are we going to hit our patient visit and revenue goals this month?

Are we doing a good job collecting our outstanding A/R?

Were our patients seen in a timely manner today?

Do we have enough providers to see our patients in a timely manner?

Is there data to help manage claims denials more effectively?



**Be the driver
of your data**

Increase Revenue 2-5%

Cut Operations Costs 3-5%

Reduce Staff Burnout

**Focus on Patient Care and
Revenue Opportunity**



What types of data are in DataDiscovery?



DataDiscovery utilizes your medical practice data and compares against your defined KPIs and MGMA benchmarks in real-time.

Each point of data can be drilled down into multiple layers. The categories included in the dashboards are:


FINANCIALS

- Billing Volume
- Payments
- A/R
- Denials
- Adjustments
- Payer Analysis
- Tasks
- Patient Responsibility

OPERATIONS

- Appointments
- Patient Check-In
- Clinical Time
- Telehealth
- Predictive Analytics
- Operational Workflow tools

Coming soon:
Staffing, Call Center

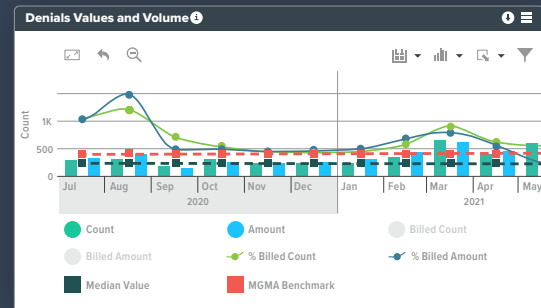
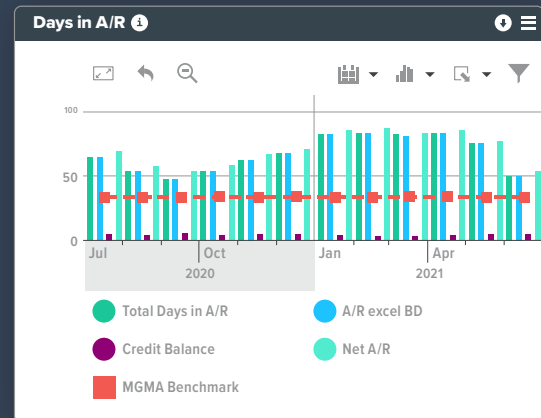
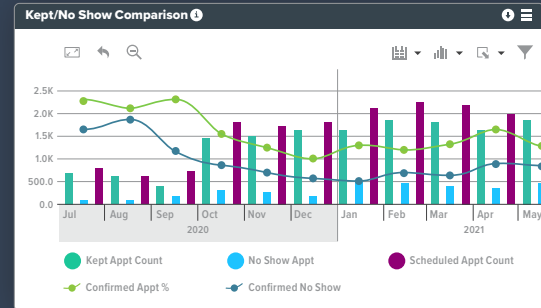


Who will benefit from using DataDiscovery?



DataDiscovery is for practice leaders, operators and all roles in between who will find value in this tool's data visualizations. A medical group CEO can see an informative snapshot of metrics, and a biller can identify claims that need attention.

Any medical group will benefit from DataDiscovery, from small single specialty practices to large multispecialty practices. With real-time analysis and notifications, you will spend less time collecting A/R, denials, and scheduling data from multiple software platforms, and focus more on improved outcomes and care for your patients.





DataDiscovery is the latest addition to our data suite. Get to know them all!

	MGMA DataDive	MGMA DataDive Spotlight	*NEW!* MGMA DataDiscovery
PURPOSE	Annual benchmarking tool: Where is my practice's performance compared with national benchmarks?	A visual expression of a variety of benchmarks and filters that MGMA DataDive offers	Daily/weekly/monthly operational performance indicator monitoring tool: Are we meeting our KPIs this week? Where is our performance compared to the industry? What can we do to get back on track?
TYPE	Online and MS Excel download	Online	Web platform solution
DATA CAPTURE	User manually inputs into online tool or MS Excel	A visual representation based on DataDive data.	Practice management/EMR digitally connected with DataDiscovery platform for automated data transfers
PERSPECTIVE	Retrospective. Looks back at a year's worth of information and trends up to five years	Retrospective.	Proactive Analytics past months and sends alerts when KPIs are out of line with the practice's data or national benchmarks. Provides actionable insights spelled out by AI and ML in real-time. Innovate your practice with a step-by-step guide.
COMPONENTS	<ul style="list-style-type: none">• Provider Compensation and Productivity• Management & Staff Compensation• Cost & Revenue• Practice Operations• Procedural Profile	A variety of operations and compensation data points with many refinement options	<div>Revenue Cycle<ul style="list-style-type: none">• Billing Volume• Claims• Payments• Accounts Receivable• Denials• Write Offs</div> <div>Operations<ul style="list-style-type: none">• Appointments• Check-In/Out• Clinical Time</div> <div>Telehealth<ul style="list-style-type: none">• Visits• Charges• CPTs</div>
USE CASES	<ul style="list-style-type: none">• Physician Contracting• Fair Market Value Analysis• Cost Structure Analysis• Staffing Ratio Comparison• Anecdotal Practice Operations Elements	<ul style="list-style-type: none">• Anecdotal Practice Operations Elements• Fair Market Value Analysis	<div>Revenue Cycle Improvement<ul style="list-style-type: none">• Front Desk Collections• Documentation Lag• Denial Management• Billing Gaps</div> <div>Operational Improvement<ul style="list-style-type: none">• Scheduling Analysis• Patient Throughput Efficiency• Tele vs Inpatient Analysis</div>
COMMON USERS	Practice Leaders, Practice Management, Office Management, Financial Leaders, Practice Management Companies, Human Resources, Financial Analysts, Contracting Agents, Compliance, Legal, Consultants	Practice Leaders, Practice Management, Office Management, Financial Leaders, Practice Management Companies, EMRs, PM Systems, Financial Analysts, Contracting Agents, Compliance, Legal, Consultants	Practice Leaders, Practice Management, Office Management, Financial Leaders, Practice Management Companies



Have more questions?

We have a team dedicated to answer any questions you may have about this exciting new product. Connect with us today at mgma.com/datadiscovery