

# Los Angeles County Probation Department

AB109 Update – September 16, 2014

Jerry E. Powers, Chief Probation Officer





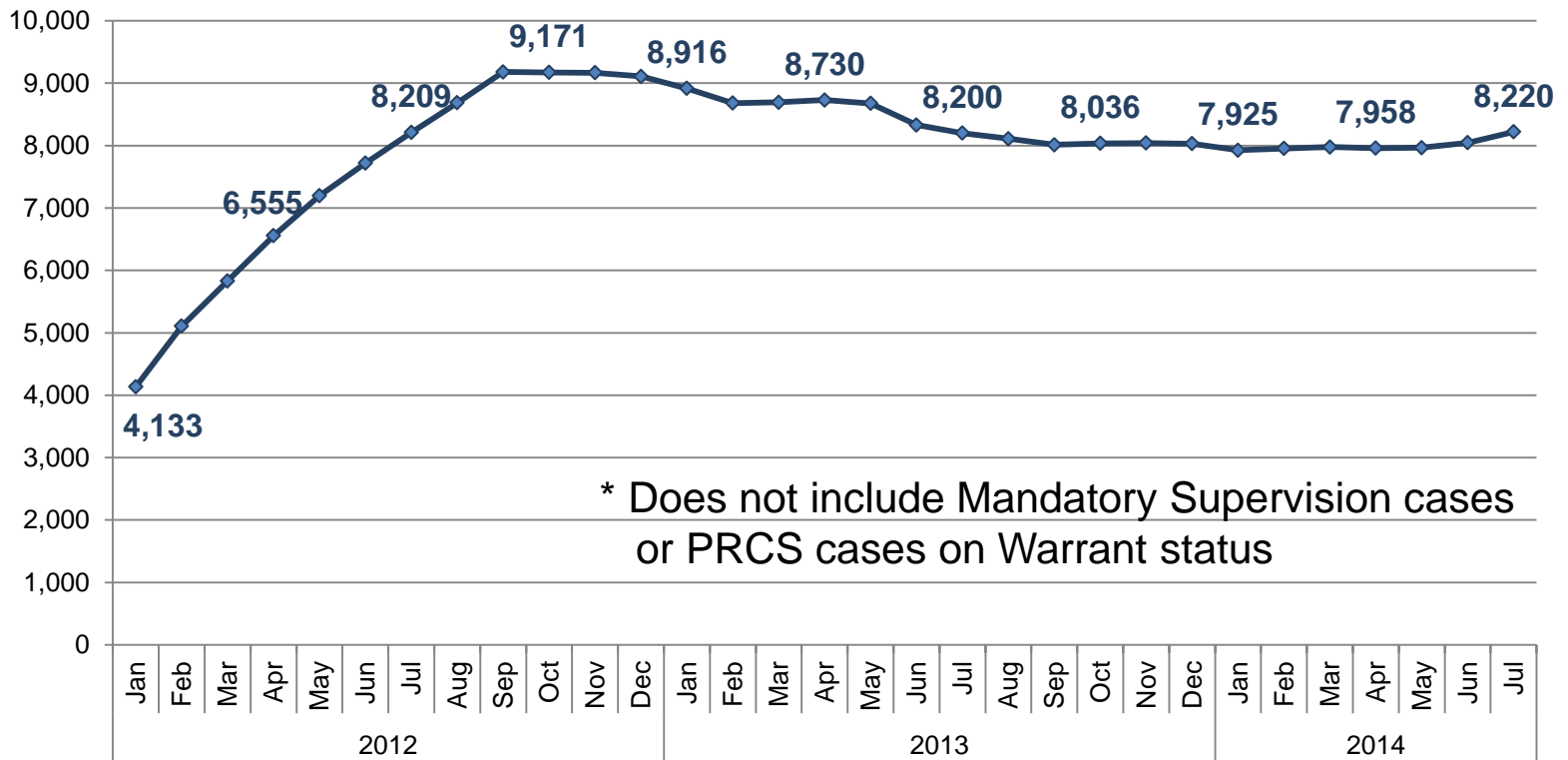
# Outline

- Probation Updates
- Legislative Update
- Departmental Updates
  - Department of Mental Health
  - Department of Public Health/SAPC
  - Los Angeles County Sheriff's Department
- Questions



# PRCS Actuals – Active Cases\*

## January 2012 through July 31, 2014





# AB 109 Population

## October 2011 through July 31, 2014

Action	Population			
	PSPs	Prop 36 <sup>3</sup>	Split Sentences	Grand Total
Total Cases Accepted	23,603	178	654	24,435
Total Cases Closed	12,351	30	382	12,763
Serving Custody Portion			96	96
Outstanding Warrants <sup>1</sup>	1,988	9	25	2,022
Deportation Warrants <sup>2</sup>	1,182	1	0	1,183
<b>Active Cases</b>	<b>8,082</b>	<b>138</b>	<b>151</b>	<b>8,371</b>

<sup>1</sup> Does not include Warrants issued for deported PSPs.

<sup>2</sup> PRCS case accepted in LA County; warrant issued after PSP deported.

<sup>3</sup> Not to be confused with Prop 36 of 2000 for low level drug offenses. Prop 36 of 2012 authorizes resentencing for offenders currently serving life sentences for 3<sup>rd</sup> Strike convictions

*All data in the table above was compiled using Probation Systems*



# PRCS Terminations

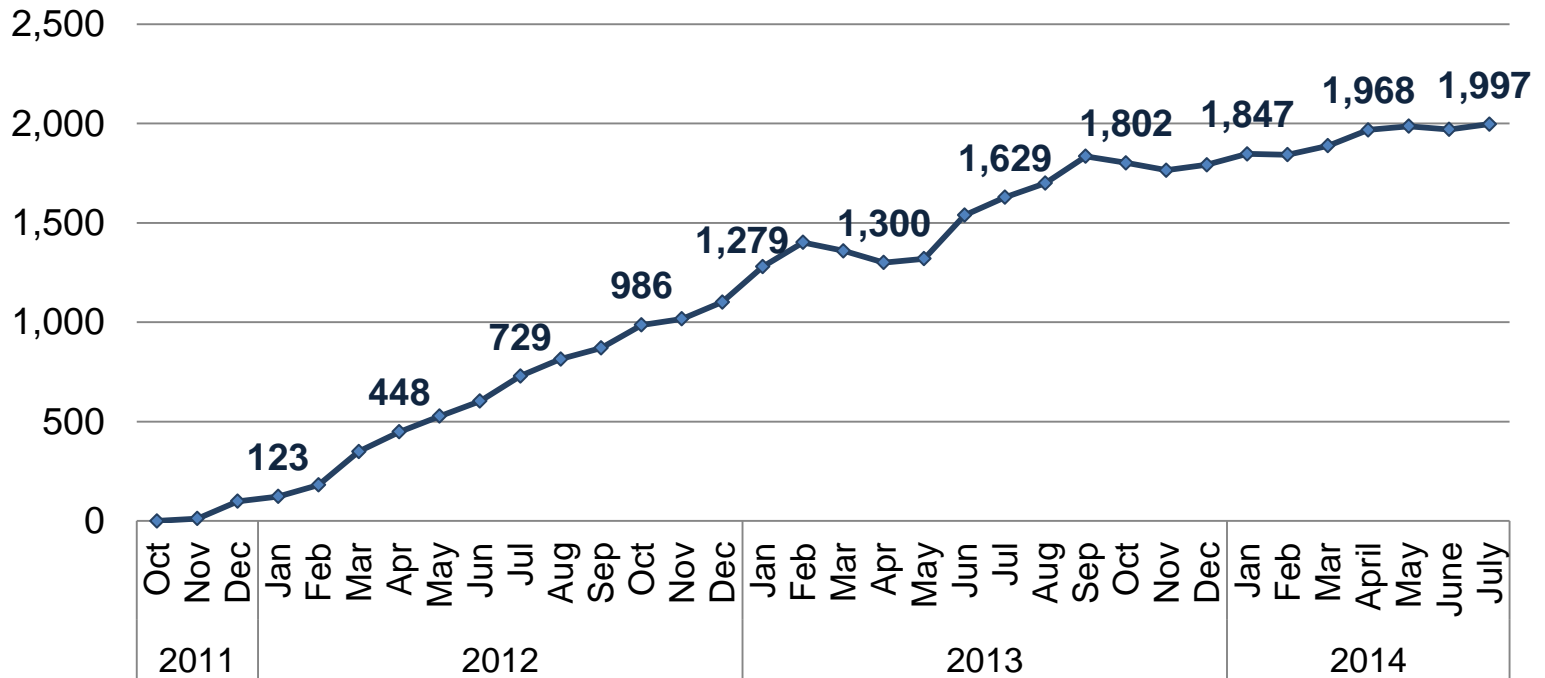
Since Program Inception through July 31, 2014

Type of Termination	Total
Successful Termination	7,729
Termination Due to a New Criminal Conviction	3,273
Other Terminations (transfers, fatalities, etc.)	1,379
<b>Total Terminations</b>	<b>12,381</b>



# Total Active Warrants

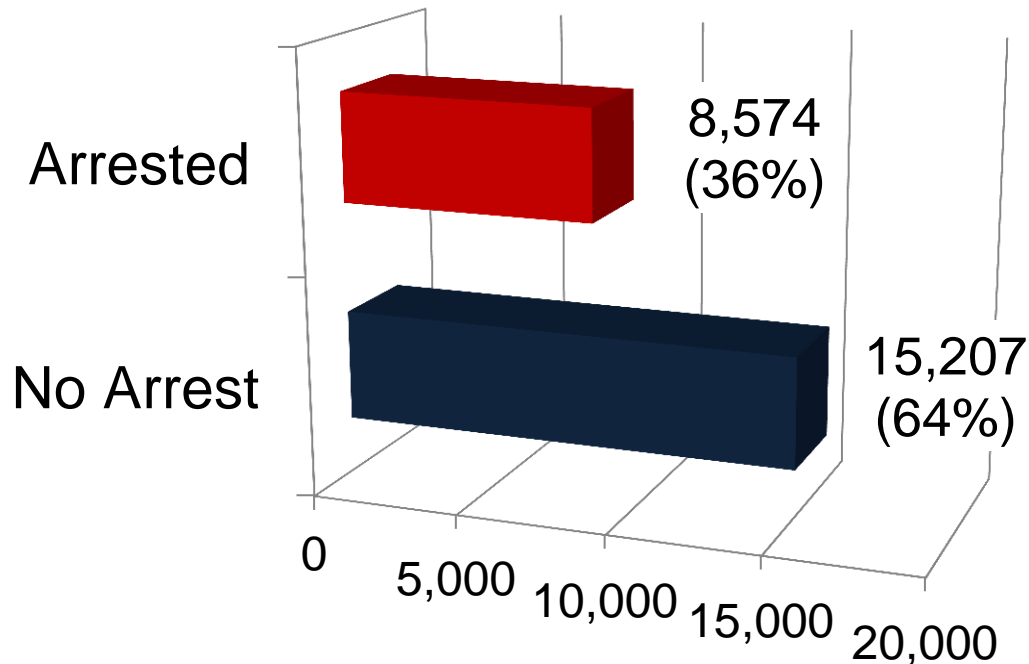
## Excludes Deportation Warrants



Number of Deportation Warrants – 1,183



# Arrests

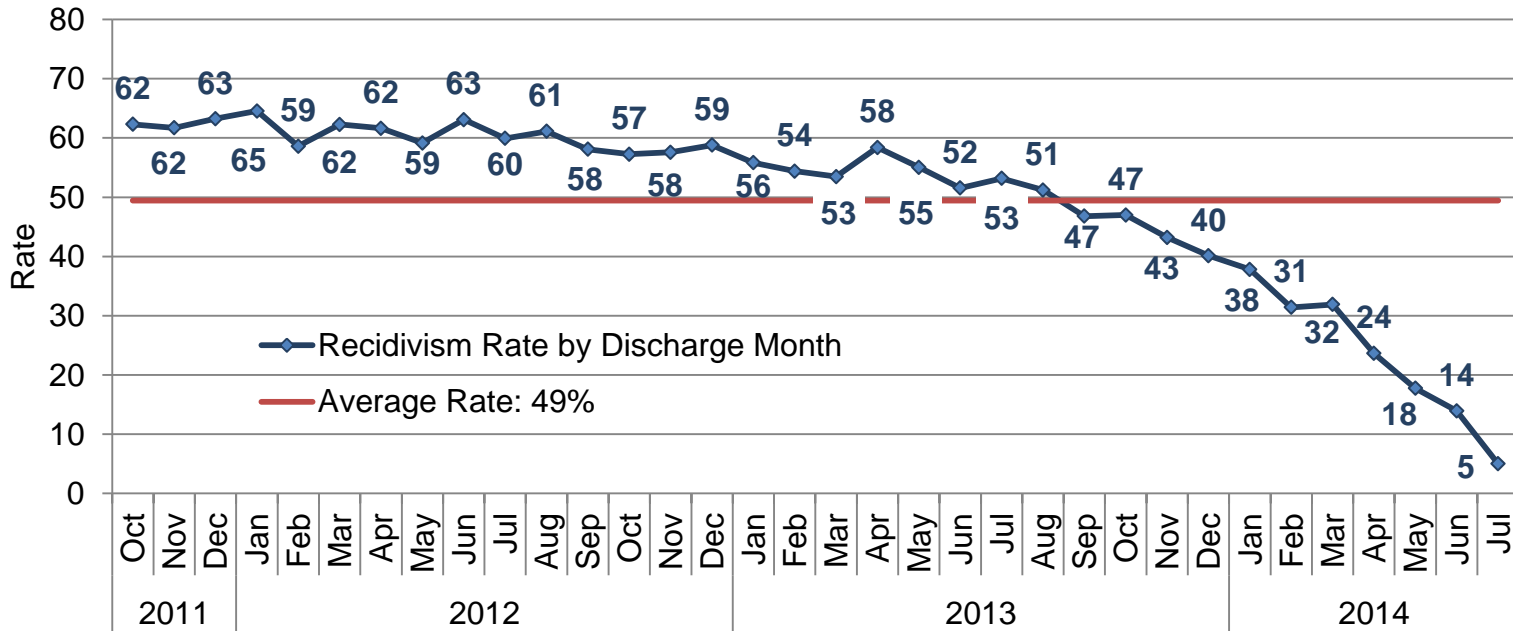


23,781 total PRCS cases accepted as of July 31, 2014; of which 8,574 (36%) have at least one arrest for misdemeanor or felony (does not include incarcerations for Flash or technical violations).



# Recidivism Rate\*

## October 2011 through July 31, 2014

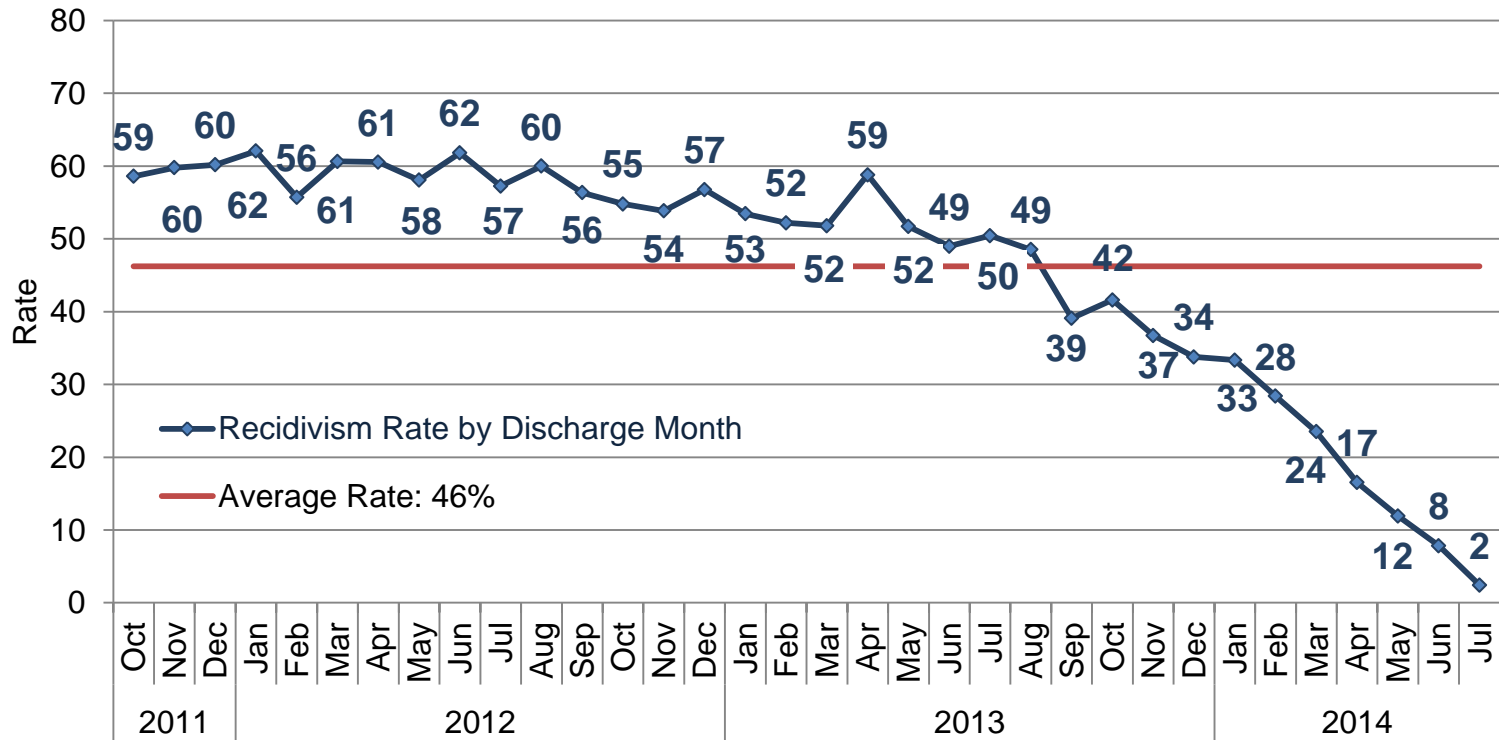


\*Includes all returns to custody; Flash, new arrest (misdemeanor/felony), and revocation  
 Data Source: LASD and Probation Databases





# Recidivism Rate – Arrests & Revocations\* October 2011 through July 31, 2014

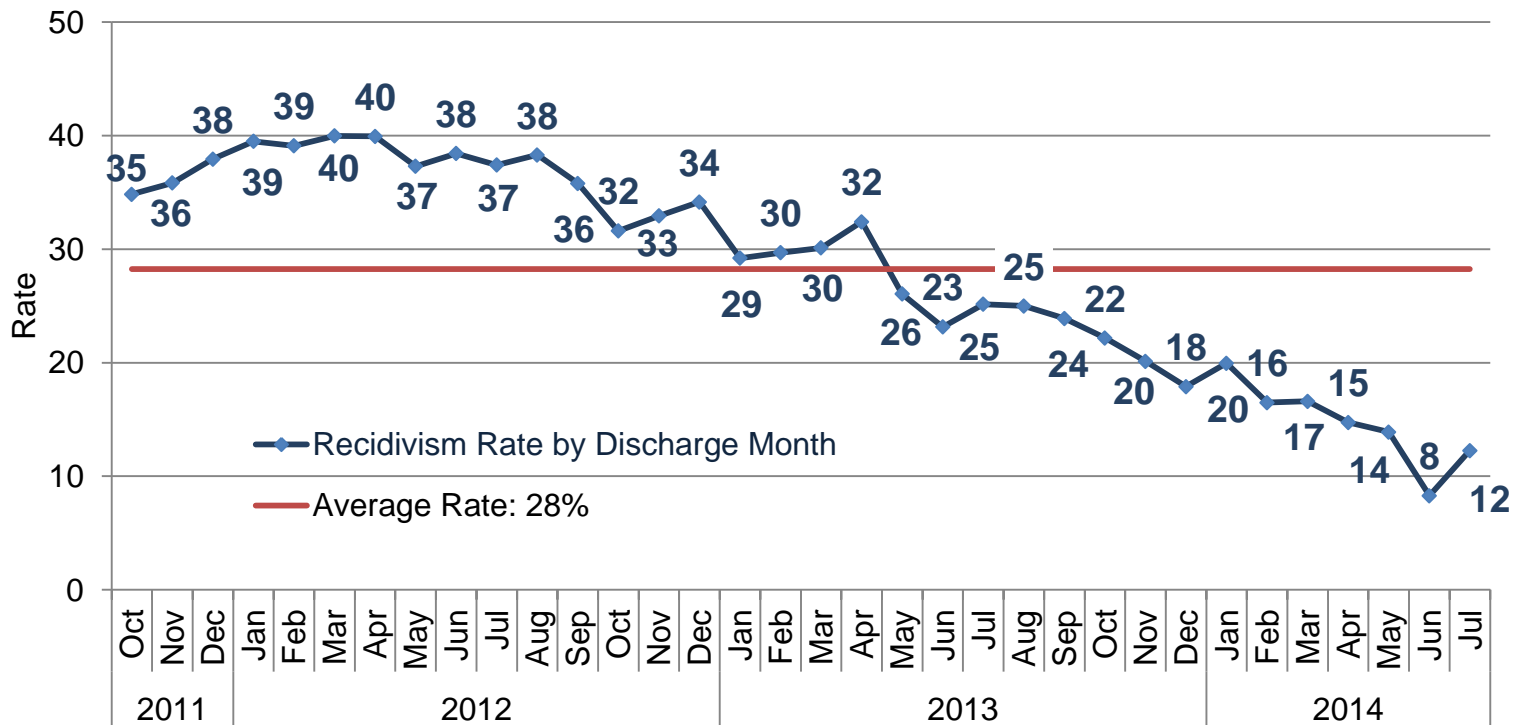


\*Excludes Flash Incarcerations. Data Source: LASD and Probation Databases



# Recidivism Rate – Convictions Only

Discharged from CDCR between October 2011 and July 31, 2014



Data Source: D.A. List of Convictions



# PRCS Warrants and the Provision of Services/Benefits to Absconders

On May 13, 2014 your Board instructed the Chief Probation Officer to address in the next report to the Board the extent to which Probation coordinates with the Department of Public Social Services (DPSS), Department of Mental Health (DMH), and Department of Public Health Substance Abuse Prevention and Control (DPH-SAPC) as it relates to absconders accessing County services or benefits.



# PRCS Warrants and the Provision of Services/Benefits to Absconders

Probation coordinates with other County Departments as follows:

1. After a warrant is issued and entered into the Court System, the information is forwarded to Probation's Pre-Release Center (PRC).
2. The PRC then relays this warrant information to County Departments providing treatment services.
3. The Probation Department sends the list outstanding warrants to DPSS. PSPs with an active warrant are ineligible for CalWorks, General Relief, Cash Assistance Program for Immigrants, and CalFresh programs. Medi-Cal is not suspended.



# PRCS Warrants and the Provision of Services/Benefits to Absconders

Upon receiving warrant information from Probation, DPSS processes the information as follows:

1. A DPSS analyst reviews the absconder list against the department's LEADER system to determine the DPSS district of responsibility for each absconder.
2. The case and personal information is sent to the DPSS district of responsibility to discontinue benefits.
3. A letter is sent to the person informing them of the discontinuance of benefits.



# PRCS Warrants and the Provision of Services/Benefits to Absconders

While Probation provides DMH and DPH-SAPC warrant information, DMH and SAPC do not suspend treatment services for individuals named in a warrant.

In addition, because of medical privacy regulations, neither are able to provide Probation with any contact information they may have for absconders who have been in contact with their treatment providers.



# New AB 109 Office Locations

- Antelope Valley Regional Office & HUB  
43423 Division Street, Suite 401, Lancaster 93534
- South Bay Regional Office  
1299 E. Artesia Boulevard, Suite 120, Carson 90748
- South Los Angeles Regional Office & HUB  
236 E. 58<sup>th</sup> Street, Los Angeles 90011
- West Los Angeles Regional Office – Los Angeles  
11151 Missouri Avenue, Los Angeles 90025



# Future AB 109 Offices

- East San Gabriel Valley Regional Office  
Location pending
- San Fernando Valley Regional Office  
13557 Van Nuys Boulevard, Pacoima 91331  
(Tentatively October 2014)
- San Gabriel Valley Regional Office  
Location pending





# Staffing Update

## as of September 1, 2014

DPO II Items	363
Filled	298
Vacant	65

---



# Caseload Update

## as of September 1, 2014

- Average caseload size for AB 109 regular supervision is 52:1
- Average caseload size for AB 109 Specialized Caseloads is 27:1

<b>Specialized Caseload Type</b>	<b>Average Caseload Size per DPO</b>
GPS (Sex Registrant)	17:1
Gang	34:1
Family Violence	31:1
Homeless	18:1
Co-Occurring (SUD/MH)	29:1
Splits	15:1



# Legislative Update

- AB 1468 - Passed Senate and House and signed by Governor on June 20, 2014
  - Beginning January 1, 2015 all PC 1170(h) cases will have the presumption of a split sentence unless the Court finds in the interest of justice that it is not appropriate.
  - Approximately 700 people are sentenced to PC 1170(h) in LA County each month



# Departmental Updates

# Los Angeles County Department of Mental Health



# Updates

Number Pre-screened by DMH	5,484
Number Assessed at the HUBs by DMH	8,346
Numbers of PSPs Accepted Referrals from DMH	4,583
Numbers of PSPs Accepted Co-Occurring Referrals from DMH	3,967
Numbers of PSPs Accepted Mental Health Referrals from DMH	580
Numbers of PSPs Refusing Treatment Referrals	314
Percentage of PSPs Successfully Engaged in Treatment	54%
Percentage of Recidivism for those PSPs Compliant with Treatment.	26%

# Updates

- Expanded intensive residential bed capacity by 60 beds in order to serve 85 AB 109 individuals at any given time to meet the demand for this level of care
- Expanded capacity of AB 109 providers to provide outpatient treatment in the community
- Developed and implemented specialized training for DMH directly operated and contracted staff that provides treatment for persons released under AB 109 and to the Probation Department on “Introduction to Mental Health”
- Increased jail in-reach activities by DMH contracted providers in order to promote successful community re-entry and over 600 inmates participated in community readiness/pre-release planning groups in FY 2013-14

# Challenges

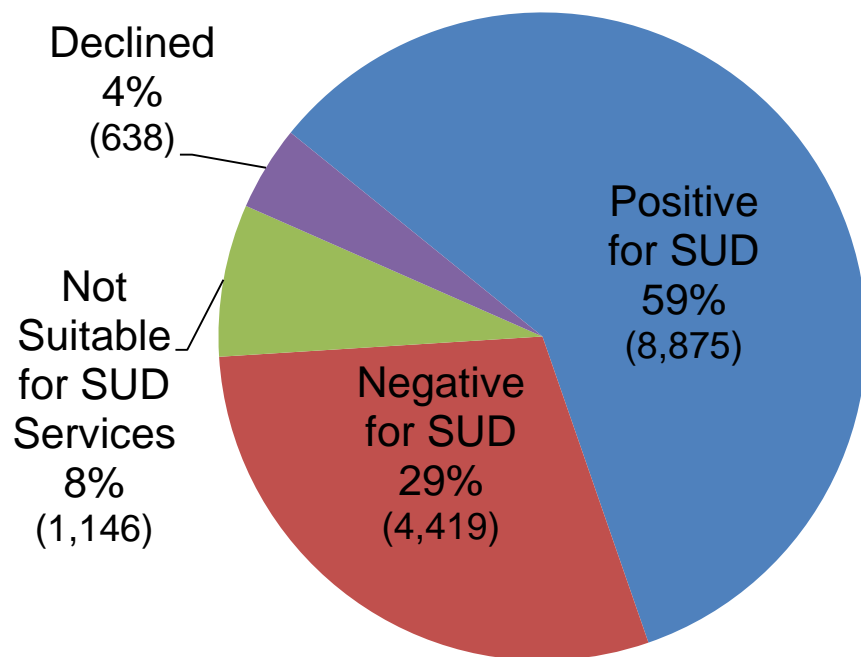
- Inconsistent notification of early releases from prisons, jails, and courts including “split sentences” per PC 1170(h)
- Lack of community housing options
- Individuals with complex medical needs who have co-occurring mental health and substance abuse disorders.



# Substance Abuse Prevention and Control



# AB 109 Community Assessment Services Centers (CASC) Contacts October 1, 2011 through July 31, 2014



- Of the 8,875 positive substance use disorder (SUD) contacts, **7,922** resulted in referrals to SUD treatment services
- One referral can generate multiple contacts and does not reflect unique individuals

**Note:** Data is current as of 8/7/2014

# AB 109 Treatment Placement

## October 1, 2011 through July 31, 2014

<b>Overall Treatment Placement</b>	<b>Number of Treatment Episodes</b>	<b>Percent %</b>
<b>Treatment Admissions</b>	<b>4,714</b>	
Currently in Treatment	763	16.2
<b>Treatment Discharges</b>	<b>3,947</b>	<b>83.8</b>
Positive Treatment Compliance	1,850	46.9
Negative Treatment Compliance	2,097	53.1

**Note:** Data is current as of 8/8/2014

# Strategies to Improve Treatment Engagement and Retention

- Added Residential Medical Detoxification services to existing treatment service continuum
- Co-located assessment services at County Jail Community Reentry and Resource Center
- Increased clinical skills training for AB 109 substance use disorder treatment providers
- Evaluation of referral pathways to treatment services

# Los Angeles County Sheriff's Department





# LA County - PAL Warrants

## ACTIVE WARRANTS

Active Warrants (LASD Areas)	272
Active Warrants (Other Agencies)	297
Active Warrants (LAPD)	536
Active Warrants (Transient, Unknown Last Location)	332
Active Warrants (Out of County)	78
<b>Total Workable Warrants</b>	<b>1,515</b>
Active Warrants (Known Deported)	1,056
Active Warrants (Denied Extradition)	258
<b>Total Other Warrants</b>	<b>1,314</b>
<b>Total</b>	<b>2,829</b>

## REPEAT ABSCONDERS

# Warrants Issued (based on CII)	# PSPs
8 PSP PAL Warrants Issued	1
7 PSP PAL Warrants Issued	6
6 PSP PAL Warrants Issued	34
5 PSP PAL Warrants Issued	118
4 PSP PAL Warrants Issued	288
3 PSP PAL Warrants Issued	759
2 PSP PAL Warrants Issued	1,613

Absconder Info 7/31/14  
Based on data from CWS



# Yearly Comparison

## Parole Compliance Team Stats as of 7/31/14

Activity	Nov 2011 - Oct 2012	Nov 2012 - Oct 2013	Nov 2013 - Current	Total Since Inception
PSP Arrests	224	529	190	943
PSP PAL Arrests	40	191	254	485
Other Arrests	907	418	243	1,568
PAL Arrests	53	37	19	109
Firearms Seized	133	152	119	404
Compliance Checks Conducted	1,123	1,246	599	2,968
No Show Locations	363	25	3	391
Address Verifications	1,268	803	655	2,726
Field Interview Reports (FIRs)	4,670	4,705	2,757	12,132



# Questions

