



COUNTYWIDE CRIMINAL JUSTICE COORDINATION COMMITTEE



April 23, 2013

TO: Supervisor Mark Ridley-Thomas, Chairman
Supervisor Gloria Molina
Supervisor Zev Yaroslavsky
Supervisor Don Knabe
Supervisor Michael Antonovich

FROM: Jerry Powers, Chief Probation Officer *J.P.*
Chair, Public Safety Realignment Team

Mark Delgado, Executive Director *MD*
Countywide Criminal Justice Coordination Committee

SUBJECT: Public Safety Realignment Implementation Update – April 2013

As directed by your Board, the County's Public Safety Realignment Team (PSRT) continues to coordinate realignment implementation and identify emerging implementation issues. Chaired by the Chief Probation Officer, PSRT has established work groups dealing with legal, revocation, and sentencing issues; re-entry and treatment coordination issues; and law enforcement coordination.

This PSRT report provides information captured by departments through March 31, 2013 and complements the Probation Department's report to your Board scheduled for April 23, 2013.

SUMMARY

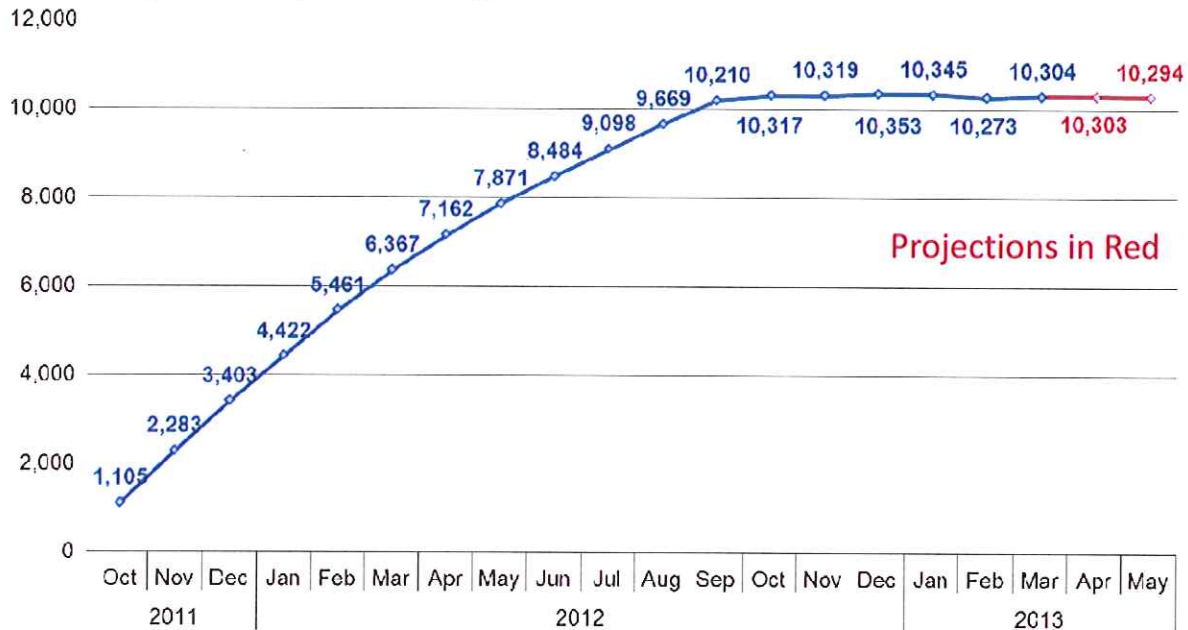
- By the end of March, 14,529 individuals had been released on Postrelease Community Supervision (PCS) to Los Angeles County; 10,304 were still subject to supervision. (page 2)
- Since realignment's start, 6,129 PCS absconder warrants have been issued by the Court. Attachment I details absconder warrant data, processes, and outcomes.
- Enrollments of Postrelease Supervised Persons (PSPs) in Healthy Way L.A (HWLA) have increased significantly. Since realignment's inception, 444 PSPs have been enrolled – 299 of them in February and March. (page 2)
- Beginning July 1, 2013, revocations for state parolees will be heard in the local Court system. It is critical to emphasize that supervision and treatment services for parolees remain a state responsibility. The Chief Executive Office is re-affirming with CDCR that any additional load on local services from state parolees is beyond the scope of realignment. (pages 4-5)
- By the end of March, the realigned jail population included 5,793 offenders sentenced per Penal Code 1170 (h) and 406 sentenced parole violators. (pages 5-6)
- As requested by your Board, efforts to define recidivism in order to promote consistency in measuring justice outcomes continue. Departmental feedback at PSRT and CCJCC meetings has prioritized the need to maintain consistency with the State's previous primary measurement, which focuses on "return to custody." (page 6-7)

POSTRELEASE COMMUNITY SUPERVISION (PCS)

Participant Numbers and Projections

According to the California Department of Corrections and Rehabilitation (CDCR) Law Enforcement Automated Data System (LEADS), 14,529 PSPs were released to the County on PCS between October 1, 2011 and March 31, 2013. Probation reports that 14,039 cases were accepted onto PCS. After supervision terminations and inter-county transfers, Probation had a caseload of 10,304 PSPs at the end of March.

Chart 1 – Population Subject to PCS Supervision



Re-entry and Treatment Services Delivery

Promoting public safety and facilitating the successful re-entry of individuals released on PCS are the priorities of the Probation Department and partnering agencies. Interdepartmental coordination to enhance rehabilitative efforts are ongoing and include: coordinated intake and assessment, linkages to appropriate services, case management, and evidence-based supervision strategies.

Departments highlight the following with respect to the hub intake processes and re-entry strategies:

- Co-located Department of Mental Health (DMH) staff at the hubs assessed 3,711 PSPs (29% of the reporting population) by the end of March 2013.
- HWLA enrollments have increased significantly in recent months due to the cross training and designation of Department of Public Social Services (DPSS) staff to facilitate enrollment applications for qualified PSPs. Since realignment's inception, 444 PSPs have been enrolled in HWLA – 299 of them in February and March.
- The Department of Public Health – Substance Abuse Prevention and Control (DPH-SAPC) has now co-located staff from the Community Assessment and Service Centers (CASCs) at five of the six PCS hubs. Co-location at the remaining hub (San Fernando Valley) is pending identification of space for CASC staff.

- The Probation Department has briefed Board staff and the Chief Executive Office on the recommendation to extend the HealthRIGHT 360 contract for three years for the provision of supportive services to PSPs. This recommendation – to ensure continuity of employment, housing, transportation, and systems navigation services – will be presented to your Board at an upcoming meeting.
- A multi-agency work group – including staff from the CEO, Probation Department, Sheriff's Department, Public Defender's Office, DPSS, and Registrar-Recorder's Office – has convened to develop recommendations for addressing ex-offender identification needs.

The County continues to receive input on strategies for enhancing re-entry efforts from community stakeholders at PSRT monthly meetings and at other community forums in which department staff participate. To maximize coordination with community and faith based organizations, the establishment of a CBO/FBO advisory group to PSRT would be beneficial. We will discuss this recommendation with your staff to develop potential frameworks for such an advisory body.

Intermediate Sanctions and Revocations

Intermediate Sanctions

In April 2012, Probation implemented a process to track the use of intermediate sanctions. Data in Table 1 only reflect actions taken in response to violation activity. For example, PSPs placed on electronic monitoring (EM) as an initial condition of supervision would not be reflected in the GPS/EM totals.

Table 1 – Intermediate Sanctions Imposed by Probation

	Year 1*	Year 2							Years 1 and 2 TOTAL
	Total	OCT	NOV	DEC	JAN	FEB	MAR	Total	
No. of verbal warnings	1,691	247	340	331	283	263	193	1,657	3,348
Increase reporting (to DPO) requirements	129	20	21	20	30	19	18	128	257
Additional conditions of supervision	83	7	6	7	7	2	2	31	114
PAAWS (Cal Trans)	99	13	19	10	8	13	5	68	167
Referral to Treatment Program	556	58	86	65	47	39	31	326	882
Flash incarceration (Supervision and Warrants)	2,595	542	674	740	913	804	811	4,484	7,079
GPS/EM	1	0	1	0	0	0	0	1	2

* Year One data is through September 30, 2012. However, not all data items have been collected since the inception of the program.

Revocations and Court Hearings

The number of PCS revocations continues to increase significantly. There were a total of 1,281 petitions for revocation filed during the first realignment implementation year (October 2011 to September 2012). Since October 1, 2012 (six months), 1,305 revocation petitions have been submitted.

Supervision and Enforcement

Probation, the Sheriff's Department, and the District Attorney's Office continue to track data on warrants, arrests, prosecutions, and other PCS enforcement efforts. Warrant data is detailed in Attachment I. Below, Table 2 provides arrest and booking data through March 2013 and new case data captured by the D.A.

Table 2 – Countywide Arrests of PSPs and New Cases

	Year 1*	Year 2							TOTAL
	Total	OCT	NOV	DEC	JAN	FEB	MAR	Total	
Bookings for new offenses/warrants	5,647	745	566	510	592	476	559	3,448	9,095
Bookings for prior matters	858	37	40	28	31	24	38	198	1,056
Bookings for flash incarceration [†]	518	125	203	211	222	197	127	1,085	1,603
Total Bookings	7,023	907	809	749	845	697	724	4,731	11,754
New cases presented to the D.A. for filing	3,288	509	462	489	585	501	542	3,088	6,376

[†] This row provides the number of flash incarcerations imposed by supervision deputies as a sanction. Flash incarcerations that resulted following apprehension on a warrant are included in new offense data.

Table 2 provides an aggregate count of all bookings of PSPs, even if they have now been terminated from PCS. This differs from the arrest data presented by Probation in the departmental report to the Board, which tallies the number of times individuals who are *still* on PCS have been arrested. Probation's tally does not include arrests of individuals whose cases have already been closed.

Compliance Checks

As previously reported to your Board, PSRT's Law Enforcement Subcommittee initiated a review of compliance checks practices throughout the County to identify best practices for promoting officer safety, the efficient use of resources, and PSP accountability in a fair and even-handed manner. This review is being assisted by Biola University with support from the Second Supervisorial District. The team from Biola has interviewed executives from multiple law enforcement agencies to gather information on this issue.

STATE PAROLEE REVOCATIONS

Upon implementation of realignment in October 2011, the custody of state parolees serving time for revocation was shifted to counties. Effective July 1, 2013, the revocation process for state parolees is also shifted. The Board of Parole Hearings will no longer hear revocation matters; the revocation

process will go through the Court, with the District Attorney, Public Defender, and Alternate Public Defender handling these matters.

PSRT's Legal Work Group continues to meet regularly to prepare for the July 1st shift. The parolee revocation process will mirror to the extent possible the existing PSP revocation process.

It should be emphasized that while the revocation process will be shifted to the Court, supervision and treatment services for state parolees remain the responsibility of state parole. With the State reducing services and resources for parolees with mental health, substance abuse, and other treatment needs, however, there is growing concern among departments that such community treatment needs will likewise be shifted to counties. This is beyond the scope of realignment and is not supported by statute or realignment funding.

The Chief Executive Office has been informed of this issue and is contacting CDCR to re-affirm that rehabilitative services for state parolees remain the responsibility of state parole.

CUSTODY

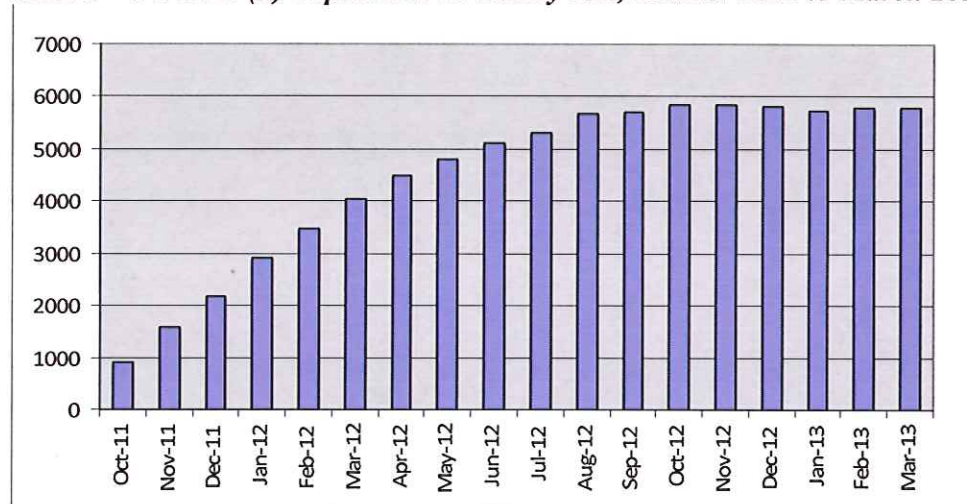
Sentences per Penal Code 1170 (h)

Penal Code 1170 (h) specifies that certain non-violent, non-serious, non-sexual felony offenders (N3) are no longer eligible for state prison sentences.

Agencies highlight the following facts related to PC 1170 (h) sentences:

- The Superior Court reports that 718 "split sentences" were given per PC 1170 (h) through the end of March. This represents approximately 4% of all PC 1170 (h) sentences, among the lower rates in the state.
- The Sheriff's Department reports that as of the end of March, 6,274 N3s had been released from jail after having served their full custody term. As projected by the Sheriff's Department, the number of inmates being released each month following completion of their sentence has increased significantly since October 2012. This has led to a leveling off of the PC 1170(h) population in jail, as illustrated in Chart 2.

Chart 2 – PC 1170 (h) Population in County Jail, October 2011 to March 2013



Parole and PCS Community Supervision Violations

There were 406 sentenced parole violators in custody at the end of March. As indicated in Attachment IV, the number of sentenced parole violators in the jail has dropped in recent months as the number of individuals on state supervised parole has decreased.

In contrast, the number of individuals in jail for PCS violations has significantly increased as the PCS population has grown. In year one (October 2011 to September 2012), 2,595 flash incarcerations were issued on PSPs by Probation. From October 2012 to March 2013, 4,484 have been issued.

Similarly, PCS revocations resulting in custody time have significantly increased from 257 cases in year one to 781 cases since October 2012 (6 months).

Summary of Custody Impact

On August 31, 2011 – a month prior to realignment’s implementation – the jail population count was 15,598. At the end of March 2013, the total population count was 18,665 and included 5,793 individuals sentenced per PC 1170 (h).

Attachment IV provides more detailed information on the population growth and shifts since realignment. While the total population count has remained steady for several months, it should again be noted that the population only continues to be maintained at this level through early release practices for the non-realigned population.

Finally, while the population count is the primary measure of impact on the jail, it is not the only impact to monitor. Inmates with long-term sentences present additional demands on county jails, particularly when health and mental health resources needed are considered.

As reported in the November 2012 realignment report, approximately 98% of the 1170 (h) sentences have been for five years or less (two and ½ years or less to serve after credits are applied). The remaining 2% of sentences, however, have been for terms between five and 43 years. County jails are not designed for such long-term inmates, and it is recommended the County advocate for legislative change to redefine which sentences are eligible for state prison.

DEFINING RECIDIVISM

As requested by your Board, PSRT has continued to work toward a proposed common definition for “recidivism” in an effort to establish consistency in measuring justice outcomes in the County.

Recidivism definitions have been discussed at recent PSRT, CCJCC, and law enforcement subcommittee meetings. Departmental feedback has focused on maintaining consistency with the definition of recidivism used by CDCR, particularly in light of the need to assess the impact of realignment.

CDCR has used “return to prison” during a given time period as its primary measure of recidivism. A similar definition in the County would consider a return to jail or prison as the measure of recidivism. Such a definition – accounting for new convictions, revocations, and custody sanctions – would address criminal and non-compliant activity that pre-realignment could have resulted in a “return to prison” outcome.

Honorable Board of Supervisors

April 23, 2013

Page 7 of 7

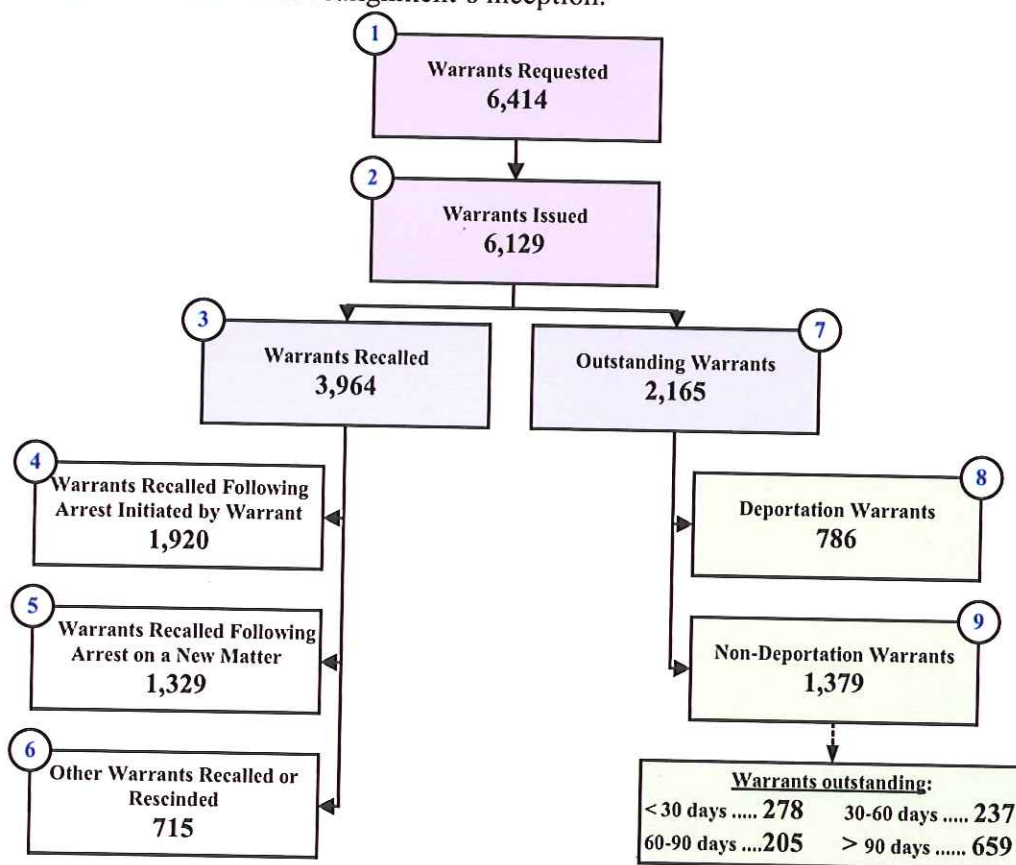
Department feedback has also focused on the need to have common definitions throughout the state. To that end, the District Attorney has contacted the Attorney General to highlight the need for a single state definition.

Attachments

c: Chief Executive Officer
 Executive Officer of the Board of Supervisors
 County Counsel
 Public Safety Realignment Team
 CCJCC Members
 Civil Grand Jury

Postrelease Community Supervision Absconder Warrant Report (through March 2013)

Over 14,500 individuals were released to Los Angeles County on Postrelease Community Supervision between October 1, 2011 and March 31, 2013. During that time, 6,129 absconder warrants have been issued by the Court. The diagram below provides data and information on PSP absconder warrants since realignment's inception.



① 6,414 – The total number of warrants requested by Probation, which accounts for PSPs who failed to report to the hub and PSPs who reported but subsequently failed to report to Probation as instructed. (Number provided by Probation.)

② 6,129 – The total number of warrants issued by the Court between October 2011 and February 2013. These warrants include those requested by Probation (Box 1) and bench warrants for PSPs who failed to show to Court on revocation matters. (Number provided by Probation.)

③ 3,964 – The number of warrants that had been recalled by the end of February. (Number provided by Probation.)

- ④ 1,920 – The number of arrests where the primary booking charge was the arrest warrant (though other charges may have also resulted). The Sheriff's Department identifies these arrests as those which were prompted by the absconder warrant. (Number provided by Sheriff's Department.)
- ⑤ 1,329 – The number of arrests where a charge other than the absconder warrant served as the primary booking charge. The Sheriff's Department identifies these cases as those where the warrant was identified after an arrest for a new crime. (Number provided by Sheriff's Department.)
- ⑥ 715 – The number of warrants recalled that were not identified by the PSP arrest tracking system. This includes warrants that were rescinded by Probation, recalled due to a PSP walk in, and arrests outside of Los Angeles County that resulted in a warrant recall.
- ⑦ 2,165 – The number of absconder warrants outstanding as of March 31, 2013. (Number provided by Probation)
- ⑧ 786 – The number of deportation warrants. Individuals named in these absconder warrants have been deported by federal authorities. The warrant remains live statewide and nationally. (Number provided by Probation)
- ⑨ 1,379 – The number of warrants outstanding for individuals other than known deportees.

Warrant Issuance Process

Following a determination that a PSP is in desertion, Probation submits a revocation petition to the Court requesting a warrant. Petitions document non-compliance with reporting instructions and unsuccessful efforts to contact or locate the PSP. Warrants approved by the Court are entered into the Trial Court Information System and the Countywide Warrant System. To ensure they are accessible to all law enforcement agencies, warrants are also entered into California's Wanted Persons System and the Federal National Crime Information Center.

Absconder Apprehension Efforts

As requested by the Board and included in the County's realignment implementation plan, the Sheriff's Department serves as the lead on absconder apprehension efforts. The Sheriff Department's Parole Compliance Team (PCT) facilitates law enforcement's efforts to locate PSPs named in a warrant. PCT pulls on a weekly basis all active warrants that have been issued by the Court and distributes the list to all law enforcement agencies.

Crime analyst teams conduct complete background checks on individuals named in warrants in an effort to identify potential locations, family members, associates, or other leads. Law enforcement teams then conduct operations to apprehend absconders.

**Public Safety Realignment
Summary of Implementation Data**

Postrelease Community Supervision

Pre-Release Packets

	Year 1 TOTAL	OCT 2012	NOV 2012	DEC 2012	JAN 2013	FEB 2013	MAR 2013	Year 2 TOTAL	Years 1 and 2 TOTAL
1 No. pre-release packets received	14,102	613	428	663	427	573	540	3,244	17,346
2 No. pre-release packets processed	14,083	538	455	591	395	486	568	3,033	17,116
3 No. pre-release packets deemed ineligible (of those processed)	649	28	19	20	23	9	17	116	765
4 No. PSPs with Special Handling Requirements	148	12	6	7	6	22	7	60	208
5 No. of PSPs who are registered sex offenders	240	9	12	19	17	13	23	93	333
6 No. address verifications conducted	1,902	149	108	116	171	116	154	814	2,716
7 No. homeless/transient PSPs per CDCR	1,484	90	69	132	139	73	57	560	2,044

PSP Reporting Population

8 No. PSPs released to County per pre-release packet dates	11,500	578	534	566	533	518	518	3,247	14,747
9 No. PSPs directly released to County per CDCR LEADS	11,248	644	564	564	548	479	482	3,281	14,529
10 No. PSPs released to Federal custody with ICE detainer	770	33	34	49	40	23	28	207	977
11 No. of PSPs released to the community by ICE	8	3	0	2	1	2	4	12	20
12 No. PSPs released to other jurisdiction custody	450	29	25	28	28	21	24	155	605
13 No. PSPs transferred to L.A. County from other counties	456	31	29	23	25	34	36	178	634
14 No. PSPs transferred from L.A. County to other jurisdictions	528	54	32	19	27	29	21	182	710
15 No. PSPs processed at hubs (intake/assessment)	9,761	629	549	523	546	468	486	3,201	12,962
16 Male	8,600	585	501	477	491	430	443	2,927	11,527
17 Female	1,161	44	48	46	55	38	43	274	1,435
18 No. PSPs by risk tier, as assessed at hubs:									
19 Low Risk	161	7	5	6	10	7	6	41	202
20 Male	128	7	4	6	9	4	6	36	164
21 Female	32	0	1	1	1	3	0	6	38
22 Medium Risk	3,944	261	205	186	169	138	116	1,075	5,019
23 Male	3,429	244	184	169	150	122	99	968	4,397
24 Female	515	17	21	17	19	16	17	107	622
25 High Risk	5,259	346	311	290	346	296	339	1,928	7,187
26 Male	4,696	321	288	267	313	278	314	1,781	6,477
27 Female	563	25	23	23	33	18	25	147	710
28 Very High Risk	343	15	28	40	21	27	25	156	499

**Public Safety Realignment
Summary of Implementation Data**

	Year 1 TOTAL	OCT 2012	NOV 2012	DEC 2012	JAN 2013	FEB 2013	MAR 2013	Year 2 TOTAL	Years 1 and 2 TOTAL
29 Male	297	13	25	35	19	26	24	142	439
30 Female	46	2	3	5	2	1	1	14	60
31 No. PSPs who are veterans	234	16	17	16	14	11	18	92	326

PSP "No-Show" and Absconder Population

32 No. "no-show" notifications to Sheriff	1,319	14	4	14	10	13	162	217	1,536
33 No. Sheriff and LAPD attempts to contact "no-show" PSPs	1,040	14	17	8	16	13	19	87	1,127
34 No. warrants requested for absconders	2,776	155	385	562	516	439	448	2,505	5,281
35 All warrants issued	3,182	533	385	394	624	551	460	2,947	6,129
36 All warrants recalled	1,757	334	319	293	418	373	470	2,207	3,964
37 No. of active warrants remaining*		1,624	1,690	1,802	1,997	2,175	2,165		

* The number of active warrants remaining is cumulative and includes remaining warrants from previous months. Number of active warrants includes 786 Deportation

PSP Violations/Revocations/New Charges

38 No. of petitions for revocations (other than warrants)	1,281	221	393	254	199	157	81	1,305	2,586
39 Pending Revocation Hearing		33	88	92	23	82	37		
40 No. of Revocation Hearing Cases Heard	1,244	297	330	251	332	360	352	1,922	3,166
41 Revocation Results									
42 Intermediate sanction	42	6	9	2	4	1	1	23	65
43 Custody 11 - 45 days	44	12	10	12	9	11	9	63	107
44 Custody 46 - 90 days	89	32	46	35	38	47	48	246	335
45 Custody 91 - 180 days	124	63	57	45	83	115	109	472	596
46 Other (Continuances, Bench Warrants, etc.)	583	184	208	157	198	186	185	1,118	1,701
47 No. of PSP arrests / bookings	7,023	907	809	749	845	697	724	4,731	11,754
48 No. arrests/bookings for prior matters	858	37	40	28	31	24	38	198	1,056
49 No. arrests/bookings for new offenses	5,647	745	566	510	592	476	559	3,448	9,095
50 No. bookings for flash incarceration (AB 109 Supervision Only)	518	125	203	211	222	197	127	1,085	1,603
51 No. of cases presented to the D.A. for filing	3,288	509	462	489	585	501	542	3,088	6,376

Sanctions

52 No. of verbal warnings	1,691	247	340	331	283	263	193	1,657	3,348
53 Increase reporting (to DPO) requirements	129	20	21	20	30	19	18	128	257
54 Additional conditions of supervision	83	7	6	7	7	2	2	31	114
55 PAAWS (Cal Trans)	99	13	19	10	8	13	5	68	167

**Public Safety Realignment
Summary of Implementation Data**

	Year 1 TOTAL	OCT 2012	NOV 2012	DEC 2012	JAN 2013	FEB 2013	MAR 2013	Year 2 TOTAL	Years 1 and 2 TOTAL
56 Referral to Treatment Program	556	58	86	65	47	39	31	326	882
57 Flash incarceration (Supervision and Warrants)	2,595	542	674	740	913	804	811	4,484	7,079
58 GPS/EM	1	0	1	0	0	0	0	1	2

Mental Health Treatment Services

59 No. of pre-release packets forwarded to DMH for review at PRC	2,634	84	125	125	110	73	111	628	3,262
60 No. of mental health treatment conditions added by Probation***	2,966	125	109	124	103	112	123	696	3,662
61 No. DMH determinations -- treatment needed***	3,994	211	189	117	129	82	90	818	4,812
62 No. of PSPs refusing Mental Health Services at HUBS***	373	4	5	0	0	0	0	9	382

*** Data are reported according to the PSP month of release.

Substance Abuse Treatment Services (Based on month of assessment)

63 No. of referrals made to CASCs at Hub for Substance Abuse Treatment only assessment	4,943	322	277	242	265	241	249	1,596	6,539
64 No. of substance abuse treatment conditions added by Probation***	7,329	400	319	273	225	293	234	1,744	9,073
65 No. of narcotics testing orders added by	7,931	429	329	357	274	345	339	2,073	10,004
66 No. of PSPs showing at CASCs for assessment	3,594	460	555	458	561	528	534	3,096	6,690
67 No. of CASC referrals to:	1,523	217	266	264	316	306	307	1,676	3,199
68 Residential Treatment Services	304	63	73	59	68	106	77	446	750
69 Outpatient Treatment Services	1,219	154	193	205	248	200	230	1,230	2,449
70 Sober Living	13	0	17	20	24			61	74
71 No. of PSPs entering:	696	91	108	95	137	131	159	721	1,417
72 Residential Treatment Services	150	25	29	22	34	33	46	189	339
73 Outpatient Treatment Services	544	66	79	73	103	98	110	529	1,073
74 Sober Living	10	2	4	3	5		2	16	26

*** Data are reported according to the PSP month of release.

Referrals for other Services (Based on month of assessment)

75 No. PSPs screened for benefits eligibility by DPSS	6,391	506	448	411	439	370	345	2,519	8,910
76 No. PSPs who DPSS referred to local DPSS office	4,731	381	357	335	337	294	263	1,967	6,698
77 No. PSPs enrolled in:	2,070	86	88	3,537	3,366	490	715	8,282	10,352
78 MediCal	4	0	0	18	12	2	2	34	38
79 MediCal	17	1	6	56	50	4	6	123	140

**Public Safety Realignment
Summary of Implementation Data**

	Year 1 TOTAL	OCT 2012	NOV 2012	DEC 2012	JAN 2013	FEB 2013	MAR 2013	Year 2 TOTAL	Years 1 and 2 TOTAL
80 General Relief	92	1	11	386	356	57	92	903	995
81 CalFresh	1,487	69	28	1,389	1,355	169	223	3,233	4,720
82 CalFresh and General Relief	456	15	43	1,687	1,591	258	392	3,986	4,442
83 CalWorks/CalFresh	14	0	0	1	2	0	0	3	17
84 No. PSPs referred to DHS for Healthy Way L.A. screening	2,457							0	2,457
85 Number of completed Healthy Way L.A. applications forwarded to DHS	739	279	237					516	1,255
86 Number of Healthy Way L.A. applications filed (from Hub)				207	243	201	147	798	

Referrals for HealthRight 360 (Formerly Haight-Ashbury)

87 No. of PSPs referred this month	4,627	561	504	450	580	504	473	3,072	7,699
88 No. of Referrals	5,755	721	626	533	343			2,223	7,978
89 Transportation	164	25	20	9	0	0	0	54	218
90 Sober Living	249	43	41	35	23	16	15	173	422
91 Sober Living With Child	3	0	0	1	1	0	1	3	6
92 Transitional Housing	1,874	389	343	283	176	129	145	1,465	3,339
93 Transitional Housing With Child	17	1	1	2	0	0	1	5	22
94 Shelter	31	2	0	0	0	0	0	2	33
95 Job Readiness	3,417	261	221	203	143	105	73	1,006	4,423

PSP Supervision Terminations

96 No. of petitions submitted to terminate supervision	485	108	100	133	95	100	117	653	1,138
97 No. of terminations	567	526	545	522	529	563	482	3,167	3,734
98 No. other (new criminal conviction, revocation settlement, court order, etc.)	567	124	115	142	150	153	143	827	1,394
99 No. terminations -- 6 months violation-free	0	0	0	0	0	0	0	0	0
100 No. terminations -- 12 months violation-free (automatic discharge)	N/A	402	430	380	379	410	339	2,340	2,340
101 No. terminations -- 3 year expiration (maximum)	N/A	N/A	N/A	N/A	N/A	N/A	N/A	N/A	N/A

Custody

Jail Population and Sentencing

102 No. of total Court sentences pursuant to Penal Code 1170(h)	11,204	949	828	750	1,068	924	1,024	5,543	16,747
103 No. sentenced to "split" sentence	483	41	28	26	52	32	56	235	718

**Los Angeles County Department of Mental Health
Post-Release Community Supervision Program
Data for PSPs Based on Release Month
As of 4/11/2013**

I DMH Population

DMH Population (Total Clients In Tracking System)

Prescreened, Not Assessed at HUB

Prescreened, Assessed at HUB

Not Prescreened, Assessed at HUB

Not Prescreened, Not assessed at HUB, Receiving Treatment

II DMH Treatment Determination

DMH Treatment Determination

No Treatment Needed

Not Prescreened, Left HUB without Evaluation
Treatment Needed

II.a Type of Treatment Required

Type of Treatment Required

Co-occurring disorder

Mental health

Substance abuse

Unknown/TBD

III Client Acceptance of Treatment Referral

Client Acceptance of Treatment Referral

Yes

No

N/A-Substance Abuse Services

N/A- Not Seen At HUB

III.a Accepted Treatment by Type Required

Accepted Treatment by Type Required

Co-occurring disorder-

Mental health-

Unknown

	2012			2013		
	Oct	Nov	Dec	Jan	Feb	Mar
DMH Population (Total Clients In Tracking System)	217	196	117	129	82	90
Prescreened, Not Assessed at HUB	31	27	6	4	2	14
Prescreened, Assessed at HUB	121	107	93	108	66	61
Not Prescreened, Assessed at HUB	44	44	17	15	13	11
Not Prescreened, Not assessed at HUB, Receiving Treatment	21	18	1	2	1	4
DMH Treatment Determination	217	196	117	129	82	90
No Treatment Needed	6	7	0	0	0	0
Not Prescreened, Left HUB without Evaluation Treatment Needed	0	0	0	0	0	0
	211	189	117	129	82	90
Type of Treatment Required	211	189	117	129	82	90
Co-occurring disorder	178	132	88	110	62	76
Mental health	16	42	29	17	17	9
Substance abuse	12	15	0	0	0	0
Unknown/TBD	5	0	0	2	3	5
Client Acceptance of Treatment Referral	211	189	117	129	82	90
Yes	140	115	117	129	82	90
No	4	5	0	0	0	0
N/A-Substance Abuse Services	12	15	0	0	0	0
N/A- Not Seen At HUB	55	54	0	0	0	0
Accepted Treatment by Type Required	140	115	117	129	82	90
Co-occurring disorder-	122	83	88	110	62	76
Mental health-	13	32	29	17	17	9
Unknown	5	0	0	2	3	5

IV Accepted Treatment By Level

Accepted Treatment By Level

State Hospital	140	115	117	129	82	90
Institution for Mental Diseases (IMD)	0	0	0	0	0	0
Inpatient++	0	0	0	0	0	0
IMD Step Down	1	0	0	0	0	0
Residential Treatment	2	1	4	3	2	2
Outpatient	0	0	1	0	0	1
	137	114	112	126	80	87

V Current Status of Clients Who Accepted Treatment

Current Status of Clients Who Accepted Treatment

New Client/Status To Be Determined	140	115	117	129	82	90
Completed Treatment	7	16	8	13	6	8
In Treatment/Compliant with Treatment Plan	5	2	0	0	0	0
In Treatment/Not Complying With Treatment Plan	47	33	53	49	30	24
Left Treatment	16	13	7	9	2	0
Did Not Show for Treatment/Refused Treatment After Referral	0	0	0	0	0	1
In Inpatient Setting Awaiting Transfer to State Hospital/IMD	11	8	7	13	3	9
In Jail Awaiting Transfer to State Hospital/IMD	0	0	0	0	0	0
Incarcerated	4	2	2	1	0	3
Deceased+	0	0	0	0	0	0
Other (Client referred to Other County/Provider)	48	40	37	41	39	44

VI Current Placement of Clients

Current Placement of Clients

Jail++	140	115	117	129	82	90
State Hospital	4	2	2	1	0	4
Institutions for Mental Disease	0	0	0	0	0	0
Inpatient++-	0	0	0	0	0	0
IMD Step Down-	2	1	2	1	2	2
Residential Treatment-	0	0	0	0	0	0
Outpatient Services	69	62	67	68	37	28
Other	65	49	46	58	43	56

Jail Population Breakdown -- Final Day of the Month

	Pre-realignment		Post-realignment							Change
	Aug-11	Sep-11	Oct-12	Nov-12	Dec-12	Jan-13	Feb-13	Mar-13	+/-	
Other (open charges, probation violations, PRCS flash, etc.)	10,908	10,560	10,322	10,023	9,678	10,049	9,973	10,008	-900	-8%
Sentenced N3	0	0	5,599	5,534	5,676	5,743	5,775	5,793	5,793	-
Sentenced Parole Violators	0	0	590	618	472	408	493	406	406	-
Pending Parole Violators	1,101	1,321	344	299	280	292	356	336	-765	-69%
County Sentenced	2,100	2,300	1,791	1,363	1,248	1,375	1,193	1,179	-921	-44%
State Prison Population	1,489	1,282	821	765	802	997	1,007	943	-546	-37%
Total Physical Count (ADP)	15,598	15,463	19,467	18,602	18,156	18,864	18,797	18,665	3,067	20%