

Enhancing PrEP Uptake: Addressing HIV and STI-Co Infections in Los Angeles County

Tiffany Hogan, MPH
PrEP/PEP Patient Navigator
Drew C.A.R.E.S

Learning Objectives

Understand the Current Landscape of HIV and STI Co-Infection in Los Angeles County:

Participants will be able to take away best practices on examining LA County HIV and STI data to an informed integrated model.

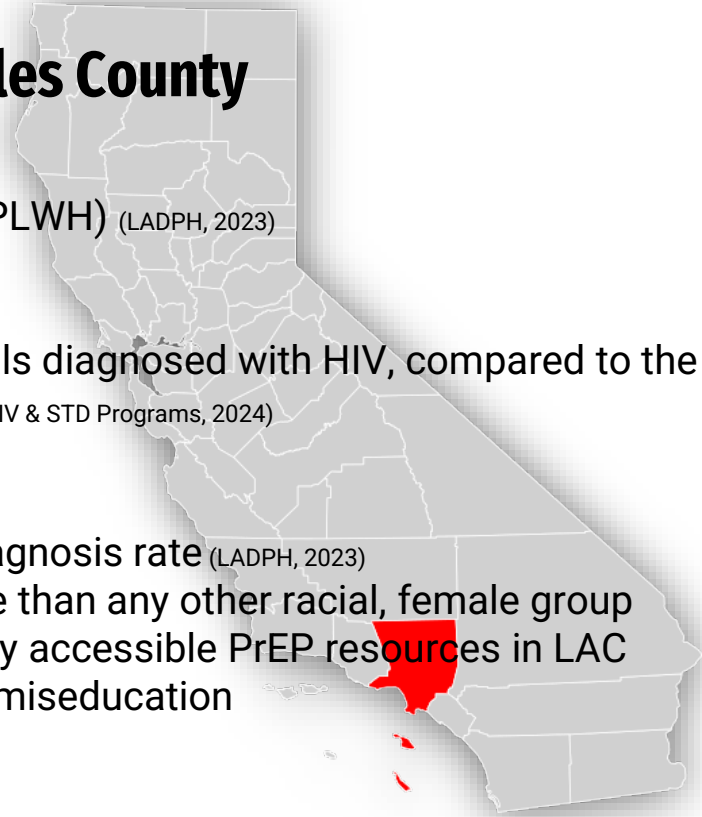


Evaluate the Impact of Targeted PrEP Navigation Initiatives:

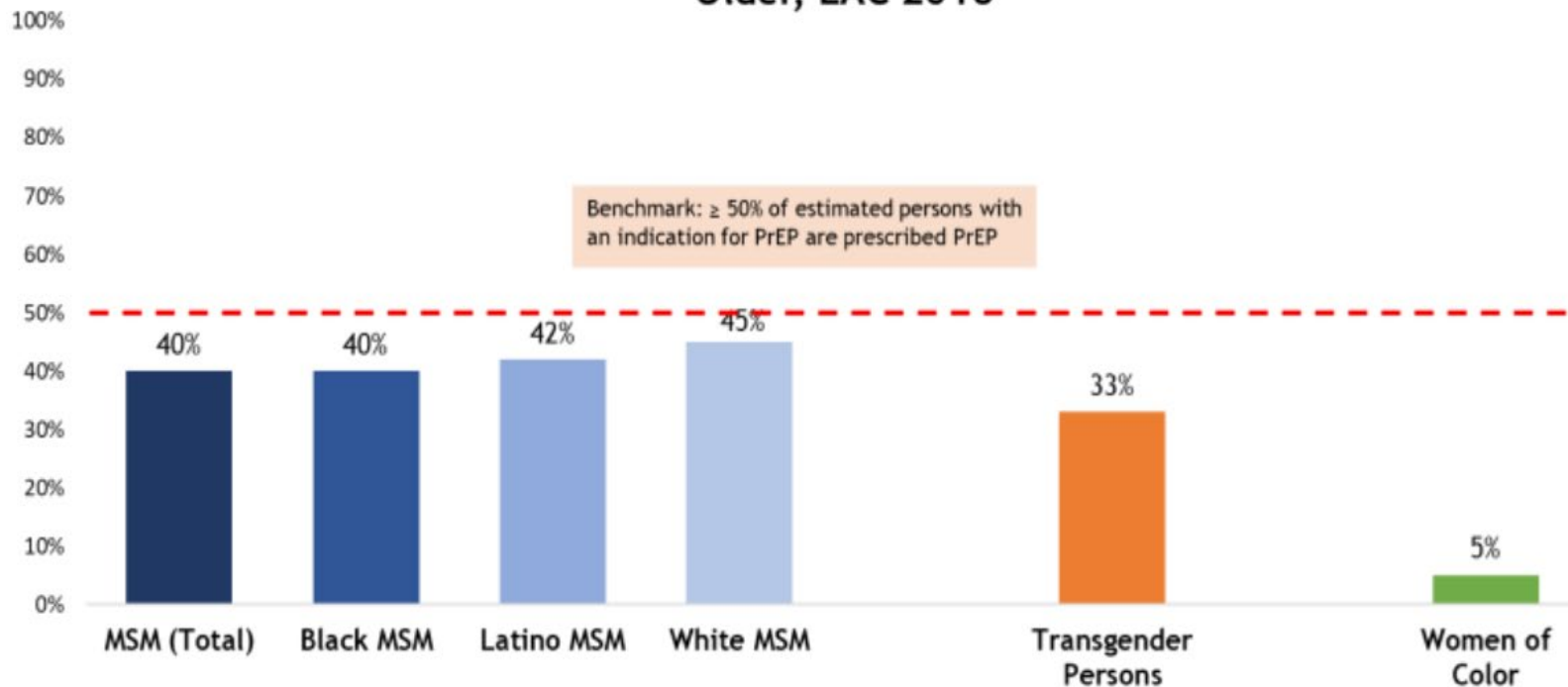
Participants will be able to assess the effectiveness of an integrated PrEP navigation outreach pipeline initiative between an urgent care and HIV clinic, including its approach to rapidly connecting individuals tested for STIs to PrEP education and services, and discuss potential strategies for expanding this model to other healthcare settings.

HIV in Los Angeles County

- Approx 58,000 people living with HIV (PLWH) (LADPH, 2023)
 - Males: 90%
 - Females: 9%
- April 2023-March 2024: 1,761 individuals diagnosed with HIV, compared to the 1,766 diagnosed the year prior (Division of HIV & STD Programs, 2024)
 - **0% decrease in HIV cases**
- Approx 6,000 undiagnosed PLWH
- **Black men** possess the highest HIV diagnosis rate (LADPH, 2023)
- **Black women** have the highest HIV rate than any other racial, female group
- PrEP uptake remains low despite widely accessible PrEP resources in LAC
 - Perceived risk, medical mistrust, miseducation



Estimated PrEP Coverage among Priority Populations Aged 18 Years and Older, LAC 2018

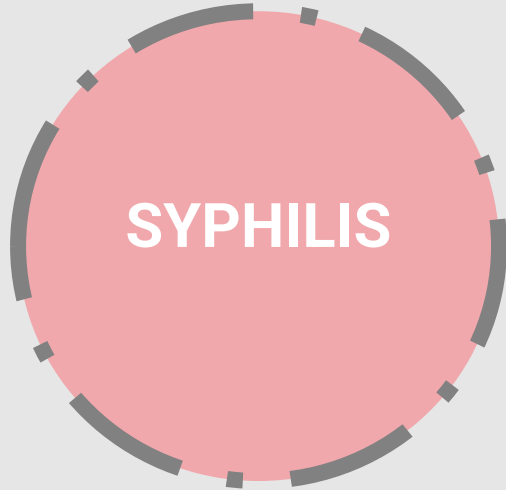


Main Sources: LAC Health Survey 2018 (MSM), NHBS (MSM, WoC), CDC PrEP Indication Calculator, DPH STD Clinics (WoC), DHSP PrEP Survey (MSM, TGP), and DHSP Partner Services (MSM, TGP, WoC)

STI & HIV Co-Infection

New diagnosis of HIV and an STI in same calendar year rose from 25% in 2011 to 45% in 2021 (LACPH, 2023)

An upward trend of HIV and STI co-infection observed from 2011-2021 (LACPH, 2023)

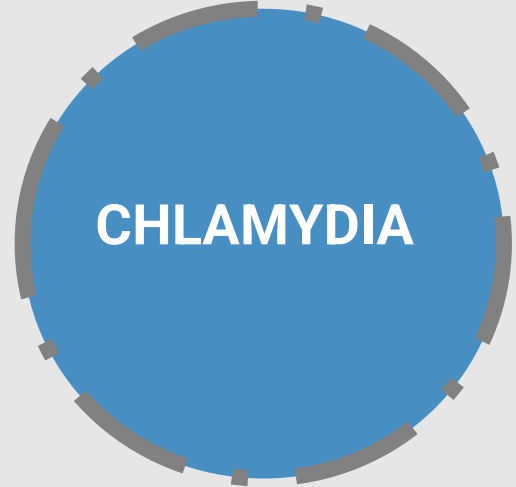


Men lead syphilis cases (72%), followed by women (25%) (Division of HIV & STD Programs, 2024)

HIV-syphilis coinfection rate is highest at 26% (LACPH, 2023)

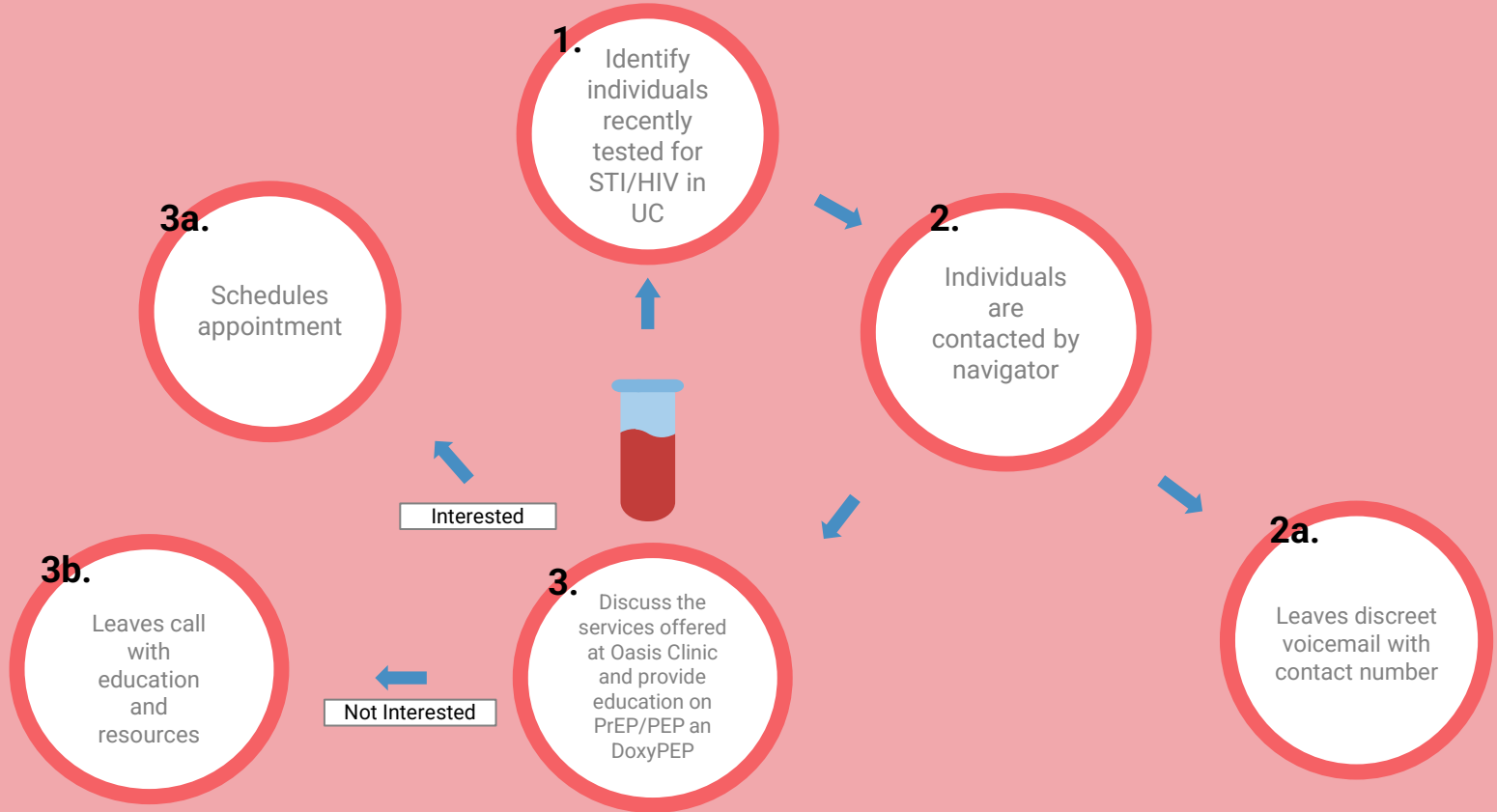


HIV-gonorrhea coinfection has a rate of 22% (LACPH, 2023)




Innovative Urgent Care Outreach Initiative

Martin Luther King Jr Urgent Care: Oasis Clinic



S.W.O.T. Analysis

Strengths, Weaknesses, Opportunities, Threats



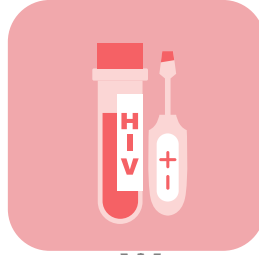
S

Increased PrEP awareness

Increased knowledge of STIs/HIV/PrEP/PEP/Doxy

Early identification of at-risk populations

Dismantling stigma



W

Lack of follow up

Miseducation of HIV and PrEP

Perceived risk

Cold calls



O

Effectiveness of specifically-targeted initiatives

Long-acting PrEP

Building partnerships

Community Engagement

Increase PrEP uptake



T

Persistent hesitance concerning HIV/sexual health conversations

Medical mistrust

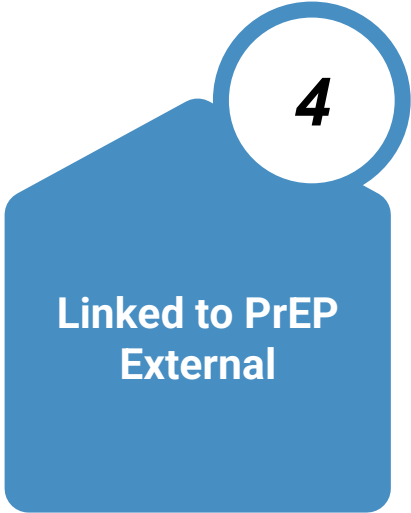

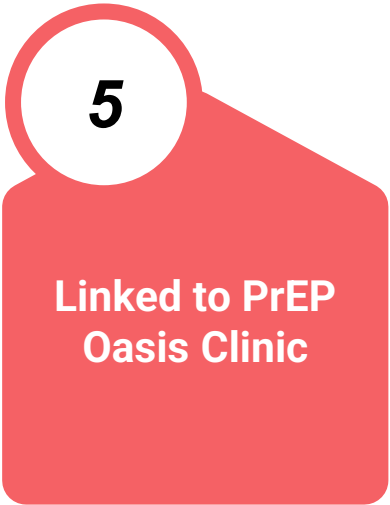
Perceived risk

Growing pains


Appointment adherence




How's it Going...



“Is there a specific reason why you are not interested in PrEP?”



“Monogamous relationship”



“Safety”
(hesitant to start a new medication)



“Rather use condoms”



“I don’t need it”



“Not interested in speaking with a provider”



“I just don’t want it”



“After this incident I am refraining from sex”



GLOWS & GROWS



- Increased linkage to PrEP
- Strengthened partnerships with outside specialties
- Improved awareness and education on STIs/PrEP/HIV
- Community building

- Strategic navigation of perceived risk
- Appointment adherence
- Education
- Continue integrating PrEP care and education in partnering clinics

Oasis Clinic

BIG THANKS!



Drew C.A.R.E.S TEAM

THANK YOU

ANY QUESTIONS?

Sources

County of Los Angeles Public Health. (2023, October 25). 2022 - Los Angeles County Annual HIV Surveillance Report.

http://publichealth.lacounty.gov/dhsp/Reports/HIV/Annual_HIV_Surveillance_Report_2022_LAC_Final.pdf

Division of HIV and STD Programs. LA County Department of Public Health. (2024, July).

[http://publichealth.lacounty.gov/dhsp/dashboard.htm#:~:text=The%20number%20of%20reported%20LAC,April%202022%2DMarch%202023\)%20](http://publichealth.lacounty.gov/dhsp/dashboard.htm#:~:text=The%20number%20of%20reported%20LAC,April%202022%2DMarch%202023)%20).

Kim, A. (2021, May 13). Update on HIV and STD Surveillance in Los Angeles County.

http://lapublichealth.org/dhsp/Presentations/COH_HIV-STD_Surv_Presentation_5-13-21_FINAL_edited_9-20-21.pdf

LA County Department of Public Health. (2023, January). Ending the HIV Epidemic (EHE) Plan for Los Angeles County. [EHE_Plan-EN_FINAL_01.04.2023-compiled.pdf](http://publichealth.lacounty.gov/dhsp/Reports/HIV/EHE_Plan-EN_FINAL_01.04.2023-compiled.pdf) (lacounty.gov)