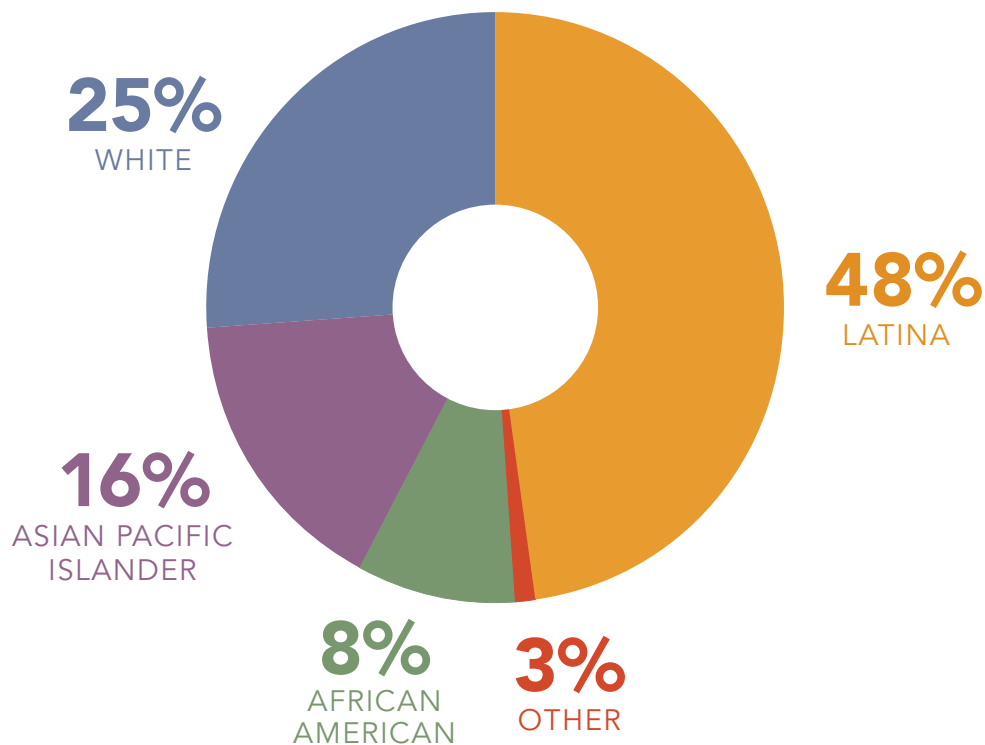


2018

REPORT ON THE STATUS OF WOMEN IN LOS ANGELES COUNTY

HIGHLIGHTS ON THE WELLBEING, CONDITION AND STATUS
OF LOS ANGELES COUNTY WOMEN AND GIRLS

5.2 MILLION
WOMEN AND GIRLS LIVE
IN LOS ANGELES COUNTY
MORE THAN 1.8 MILLION
ARE IMMIGRANTS



ECONOMIC WELLBEING

THE **UNEMPLOYMENT RATE FOR WOMEN** IN 2017 WAS **5.9%**, ITS **LOWEST IN 10 YEARS**

Women's unemployment by ethnicity



8.7% AFRICAN AMERICAN

6.3% LATINA

5.1% WHITE (not of Latina origin)

4.4% ASIAN

The nearly **736,000 women-owned businesses** in metropolitan Los Angeles employ **457,000 people** and have an annual sales revenue estimated at over **\$105.7 billion**

FULL-TIME WORKING WOMEN, ON AVERAGE, EARN

83%

OF WHAT MEN EARN

WOMEN

MEN

HOME AND FAMILY

32%

More than 1 million L.A. County households are headed by women

2.2

MILLION CHILDREN LIVE IN L.A. COUNTY



195,885 WOMEN OVER THE AGE OF 64 LIVE ALONE

POVERTY

91,000 FEWER WOMEN IN L.A. COUNTY LIVED BELOW THE **POVERTY LINE** IN 2017 THAN IN 2015

The poverty rate dropped **1.8** points in 2017



Women and children in L.A. County are more likely than men to be poor



MEN



WOMEN



CHILDREN

27% OF POOR WOMEN ARE **EMPLOYED**

33% OF **SINGLE MOTHERS WITH CHILDREN** LIVE IN POVERTY

17% OF **WOMEN OVER THE AGE OF 74** LIVE IN POVERTY

31% OF **HOMELESS** INDIVIDUALS ARE WOMEN

Women and girls living in **poverty by ethnicity**



AFRICAN AMERICAN



LATINA



ASIAN AMERICAN



WHITE

EDUCATION



Younger women are earning **college degrees** at a higher rate than previous generations

91% of 18-24 year-olds

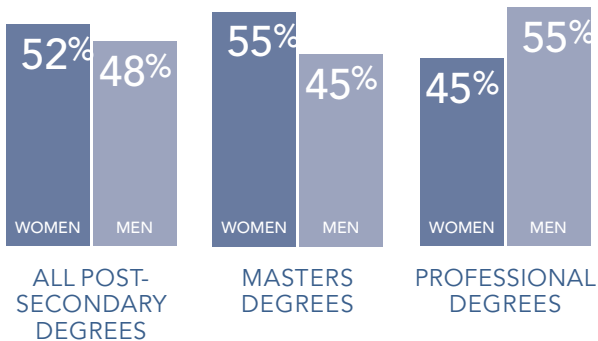
have earned at least a high school degree, putting young women **on track to be the most educated of any generation**

49%

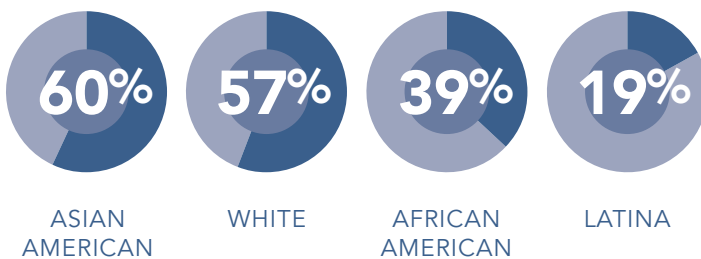
of women aged 25-34 have earned a post-secondary degree



Women hold the majority of all post-secondary and master's degrees, while men hold the majority of professional degrees



Women 25 years and older with a postsecondary degree by ethnicity



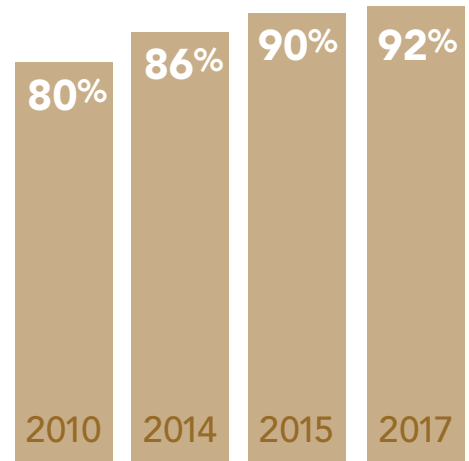
HEALTH

92%

of women and girls in L.A. County have **health insurance**



AN INCREASE OF 12 PERCENTAGE POINTS IN 7 YEARS:



DOMESTIC VIOLENCE



42,702 DOMESTIC VIOLENCE-RELATED CALLS FOR ASSISTANCE WERE MADE IN 2017

66% of the cases involved weapons



30%

OF ALL **HOMELESS** INDIVIDUALS ARE SURVIVORS OF DOMESTIC VIOLENCE